

# SaddleScape V1.0: A Python Package for Constructing Solution Landscapes via High-index Saddle Dynamics

Yuyang Liu<sup>\*</sup>    Hua Su<sup>†</sup>    Zixiang Xiao<sup>‡</sup>    Lei Zhang<sup>§</sup>    Jin Zhao<sup>¶</sup>

January 6, 2026

## Abstract

We present **SaddleScape V1.0**, a Python software package designed for the exploration and construction of solution landscapes in complex systems. The package implements the High-index Saddle Dynamics (HiSD) framework and its variants, including the Generalized HiSD for non-gradient systems and the Accelerated HiSD. **SaddleScape V1.0** enables the systematic identification of critical points, including both local minima and high-index saddle points, by dynamically updating both the state estimate and an associated subspace characterizing the saddle’s local manifold. It supports both gradient systems, defined by energy functions/functionals, and general non-gradient autonomous dynamical systems. Key features include automatic differentiation for symbolic inputs, numerical approximation techniques for Hessian-vector products, diverse eigenvalue solvers, and algorithms for constructing solution landscapes. The software offers a user-friendly interface with flexible parameter configuration, tools for trajectory and landscape visualization, and data export capabilities. By providing an efficient and accessible implementation of advanced saddle dynamics, **SaddleScape V1.0** facilitates the construction of solution landscapes, empowering researchers in various scientific disciplines to gain deeper insights into the hierarchical structure of complex systems. The source code is available at the repository <https://github.com/HiSDpackage/saddlescape>. The package’s introductory website is available at <https://hisdpackage.github.io/saddlescape>.

**Keywords:** SaddleScape, Solution Landscape, High-index Saddle Dynamics, Saddle Points

## 1 Introduction

Many practical problems in physics, chemistry, computer science, and related fields can be formulated as minimization problems of multivariable nonlinear functions/functionals, representing amino acid positions in protein folding [15, 21, 26], atomic coordinates in Lennard-Jones clusters [36], or parameters of artificial neural networks [7–9]. Each local minimum of the energy function/functional corresponds to a metastable state, and different minima are separated by energy barriers. The state located at the point of the minimal energy barrier between two minima is called the transition state.

---

<sup>\*</sup>School of Mathematical Sciences, Peking University, Beijing, 100871, China. (liuyuyang@stu.pku.edu.cn).

<sup>†</sup>Beijing International Center for Mathematical Research, Peking University, Beijing, 100871, China. (suhua@pku.edu.cn).

<sup>‡</sup>School of Mathematical Sciences, Peking University, Beijing, 100871, China. (xiaozixiang@stu.pku.edu.cn).

<sup>§</sup>Beijing International Center for Mathematical Research, Center for Quantitative Biology, Center for Machine Learning Research, Peking University, Beijing, 100871, China. (zhangl@math.pku.edu.cn).

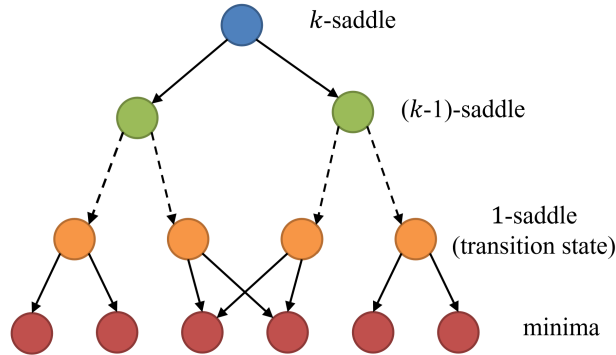
<sup>¶</sup>Academy for Multidisciplinary Studies, Capital Normal University, and Beijing National Center for Applied Mathematics, Beijing, 100048, China. (zjin@cnu.edu.cn).

Transition states play crucial roles in many scientific fields, such as finding critical nuclei and transition pathways in phase transformations [6, 52], computing transition rates in chemical reactions [1, 14], and analyzing biological dynamics [35, 50, 53].

Besides local minima and transition states, the stationary points of the energy function/functional also include high-index saddle points. Mathematically, these stationary points are solutions of  $\nabla E(\mathbf{x}) = 0$ . For a nondegenerate saddle point, Morse Theory [24] characterizes its nature by the Morse index, defined as the maximal dimension of a subspace on which the Hessian is negative definite. For example, a metastable state has Morse index 0, and a transition state has Morse index 1. In this paper, non-degenerate critical points with Morse index  $k > 0$  are referred to as index- $k$  saddle points (for convenience, minima are sometimes also called index-0 saddle points).

Thus, to gain a deeper understanding of the energy landscape, it is crucial not only to locate minima but also to identify the index-1 saddle points connecting them. Furthermore, lower-index and higher-index saddle points can be connected via dynamical search pathways produced by appropriate algorithms. Revealing these connections can provide profound insights into the structure of the energy landscape, thereby explaining various physical and chemical phenomena. However, most traditional numerical methods for searching saddle points, such as homotopy methods [3, 22] and deflation techniques [10], do not explicitly address the Morse index or the connectivity between saddle points. To address this, Zhang et al. proposed and analyzed the High-index Saddle Dynamics (HiSD) algorithm [47], suitable for searching high-index saddle points of a specified index. This algorithm enables systematic searches for saddle points of specified indices and reveals their interconnections.

Building on this foundation, Zhang et al. introduced the concept of solution landscape [45, 46]: a pathway map consisting of all the stationary points and their interconnections. This map describes a hierarchical structure in which saddle points are organized by index, showing how higher-index saddles relate to lower-index saddles. This hierarchical structure enhances our understanding of the relationships between saddle points of different indices and enables more systematic and comprehensive saddle point searches, thereby providing deeper insights into the energy landscape.



**Figure 1: A diagram of the solution landscape.** Nodes represent saddle points of different Morse indices, and directed edges indicate interconnections between saddles.

Subsequent research extended the solution landscape concept and the HiSD method from energy landscapes (gradient systems) to non-gradient autonomous systems  $\dot{\mathbf{x}} = \mathbf{F}(\mathbf{x})$ , which are widely encountered in models describing physical, chemical, and biological dynamics, e.g., kinetic equations [4], reduced models related to the Navier–Stokes equations [34], and biochemical reactions [5, 25, 27]. This led to the proposal of Generalized High-index Saddle Dynamics (GHiSD) [46]. This framework generalizes the case of energy landscapes (gradient systems), where  $\mathbf{F}(\mathbf{x}) = -\nabla E(\mathbf{x})$ . Furthermore, Constrained High-index Saddle Dynamics (CHiSD) [43] was developed for systems with nonlinear equality constraints. These saddle dynamics algorithms and the construction methods of solution landscapes are systematically elaborated in the review article [51].

In recent years, the combination of HiSD with other numerical methods has provided more efficient implementations and solid theoretical support for constructing solution landscapes. In particular, representative variants include Accelerated High-index Saddle Dynamics (AHiSD) [19], which introduces momentum to accelerate convergence; Improved High-index Saddle Dynamics (iHiSD) [33],

which combines saddle dynamics and gradient flow to provide theoretical justification for the global convergence of the algorithm; and data-driven HiSD variants that employ surrogate models constructed from sampled data, such as Gaussian-process-based models [58] and neural-network-based models [17], among others. Moreover, researchers have combined different numerical schemes with HiSD to obtain various effective algorithms and conducted theoretical convergence and error analyses [18, 20, 23, 32, 54–57, 59].

Beyond the developments in theoretical and numerical methods, these algorithms have been successfully applied to study the structure of various systems. In condensed matter physics, the solution landscape concept and saddle dynamics has been used to describe crystal potential energy surfaces [16], to compute phase transition and nucleation of quasicrystals [44, 65], and to construct and analyze defect landscapes in liquid crystal systems [11–13, 28–31, 38, 45, 48]. In these complex systems, HiSD algorithms provide a systematic way to locate families of saddles and minima and to organize them into solution landscapes that clarify the interconnections of stationary states.

In theoretical physics, researchers have applied these algorithms to explore excited states of rotating Bose–Einstein condensates by mapping out the associated solution landscapes at different rotational frequencies [42]. In biology, the solution landscape framework has been used to describe cell fate differentiation [40, 62], and to analyze cancer progression dynamics in tumor ecological microenvironments [37]. Related techniques have also been employed for other complex systems with multiple equilibria, including diblock copolymer-homopolymer models [39], Cylinder-Gyroid interface systems described by Landau–Brazovskii models [41], space-fractional phase field models [49], multi-phase fluid flow systems [64], and droplet wetting and directional transport on rough surfaces [63]. By constructing solution landscapes that reveal the connectivity between saddle points and minima in these settings, saddle dynamics methods enable systematic studies of saddle-point problems and provide detailed insight into the underlying physical mechanisms. These examples also highlight the need for practical computational frameworks that can construct such solution landscapes in a systematic and automated way.

Despite these methodological and application advances, the practical construction of solution landscapes in concrete problems often remains at the level of manually assembling individual connections between saddle points. In a typical workflow, one has to design and run separate HiSD-based searches for each edge in the landscape (i.e., each direct connection between two critical points), specify *ad hoc* stopping criteria for different runs, and rely heavily on personal experience with HiSD and its variants in order to explore and refine the landscape. Moreover, different variants of HiSD (such as GHiSD, CHiSD, AHiSD, and data-driven extensions) typically adopt slightly different notations, conventions, and implementation details, which can easily lead to confusion and inconsistency in practice. At present, there is still a lack of a holistic, automated algorithmic framework for constructing solution landscapes, accompanied by a systematic, integrated, and user-friendly software implementation that brings these methods together in a single tool.

To facilitate research and application of solution landscapes, we have developed the **SaddleScape V1.0** software package, which implements a series of HiSD algorithms for constructing solution landscapes. The key contribution of **SaddleScape V1.0** is the implementation of a systematic, hierarchical, and automated procedure to construct solution landscapes. Our package also provides efficient and user-friendly implementation of HiSD algorithms, enabling researchers to easily explore and apply HiSD methods. Specifically, our software package offers the following key advantages:

- **Automated Solution Landscape Construction:** We implement a systematic downward search procedure based on Breadth-First Search (BFS) with First-In First-Out (FIFO) queue scheduling, combined with randomized perturbations. Upward searches from minima or lower-index saddles are also supported through restart interfaces, which allow users to refine or extend an existing, partially constructed solution landscape.
- **Unified Framework for HiSD Variants and System Types:** The package provides a unified implementation of HiSD and its variants (such as GHiSD for non-gradient systems and AHiSD with momentum acceleration) within a single interface. It supports both gradient systems and general non-gradient autonomous systems, including functional systems after spatial discretization.

- **Flexible and Efficient Numerical Implementations:** Most steps of the solving process can be configured by the user. Our system accepts both numerical functions and symbolic expressions, supports custom gradients as well as automatic differentiation, and incorporates matrix-free Hessian/Jacobian-vector products, multiple eigenvalue solvers, and several step-size and acceleration strategies (including Barzilai–Borwein, heavy-ball, and Nesterov methods) to enhance robustness and efficiency.
- **Integrated Postprocessing and Visualization:** We provide wrapper methods for search trajectory visualization, solution landscape construction, and data saving in various formats. These postprocessing modules offer a quick and intuitive understanding of both the search process and the resulting solution landscape, and facilitate downstream analysis.
- **Modular Architecture and User-friendly Interface:** The package is organized into modular components for parameter checking, symbolic and numerical derivative handling, Hessian/-Jacobian operators, eigenvalue solvers, iterative saddle dynamics solvers, and solution landscape construction. Users can configure system definitions, solver parameters, eigenvalue methods, and acceleration schemes via a clear set of options. Default values are provided for many parameters, lowering the barrier for new users while still allowing advanced users to fine-tune numerical details and experiment with extended algorithms by replacing the corresponding modules.

In summary, the package simplifies the saddle point search process, offers flexible parameter settings, and provides a range of visualization and data-handling tools that lower the barrier to constructing and analyzing solution landscapes in practice.

For ease of reading, definitions of commonly used symbols are listed in Table 1.

## 2 High-index Saddle Dynamics

This section provides a brief introduction to a series of HiSD algorithms. For details, see our website <https://hisdpackage.github.io/saddlescape> or the corresponding references. These algorithms constitute the theoretical foundation of this software package. The content is divided into three parts:

- The basic HiSD[47] algorithm for gradient systems with twice Fréchet differentiable energy functions;
- The extension to non-gradient systems, resulting in the GHISD[46] algorithm;
- The momentum-accelerated AHISD[19] algorithm.

### 2.1 HiSD for Gradient System

#### 2.1.1 Description of the System

Given a twice Fréchet-differentiable energy functional  $E(\mathbf{x})$  defined on a real Hilbert space  $\mathcal{H}$  with inner product  $\langle \cdot, \cdot \rangle$ , the natural force is defined as  $\mathbf{F}(\mathbf{x}) = -\nabla E(\mathbf{x})$  and the Hessian matrix as  $\mathbb{H}(\mathbf{x}) = \nabla^2 E(\mathbf{x})$ .

- A point  $\hat{\mathbf{x}} \in \mathcal{H}$  is a critical point of  $E(\mathbf{x})$  if  $\|\mathbf{F}(\hat{\mathbf{x}})\| = 0$ . A critical point is non-degenerate if its Hessian matrix  $\mathbb{H}(\hat{\mathbf{x}})$  is invertible with a bounded inverse.
- A critical point that is not a local extremum is termed a saddle point. By convention, local minima are index-0 saddle points, and local maxima are index- $d$  saddle points, where  $d$  denotes the system dimension.
- For a non-degenerate critical point  $\hat{\mathbf{x}}$ , its Morse index is the maximal dimension of a subspace  $\mathcal{K} \subset \mathcal{H}$  such that  $\mathbb{H}(\hat{\mathbf{x}})$  is negative definite on  $\mathcal{K}$ . The objective is to locate index- $k$  saddle points ( $k$ -saddles) on the potential energy surface (PES).

**Table 1: Summary of mathematical symbols and key definitions used in the HiSD framework.**

Symbol	Description
$\mathbf{a}$	Bold font denotes vectors.
$\mathbb{A}$	Blackboard bold denotes standard algebraic objects (e.g. matrices or number fields). In particular, $\mathbb{R}$ and $\mathbb{C}$ denote the real and complex number fields.
$\mathcal{A}$	Calligraphic font denotes spaces.
$d$	Dimension of the system.
$\langle \cdot, \cdot \rangle$	Inner product in Hilbert space $\mathcal{H}$ ; written as $\mathbf{x}^\top \mathbf{y}$ in finite dimensions.
$E(\mathbf{x})$	Twice Fréchet differentiable energy functional defined on a real Hilbert space $\mathcal{H}$ .
$\mathbf{F}(\mathbf{x})$	The vector field $\mathbf{F}(\mathbf{x})$ ; in gradient systems $\mathbf{F}(\mathbf{x}) = -\nabla E(\mathbf{x})$ .
$\mathbb{H}(\mathbf{x})$	Hessian matrix: $\mathbb{H}(\mathbf{x}) = \nabla^2 E(\mathbf{x})$ .
$\mathbb{J}(\mathbf{x})$	Jacobian matrix: $\mathbb{J}(\mathbf{x}) = \nabla \mathbf{F}(\mathbf{x})$ . In gradient systems where $\mathbf{F}(\mathbf{x}) = -\nabla E(\mathbf{x})$ , we have $\mathbb{J}(\mathbf{x}) = -\mathbb{H}(\mathbf{x})$ .
$\hat{\mathbf{x}}$	Critical point (gradient systems) or equilibrium point (non-gradient systems).
$\mathcal{W}^u(\hat{\mathbf{x}})$	Unstable subspace spanned by eigenvectors with eigenvalues corresponding to positive real parts.
$\mathcal{W}^s(\hat{\mathbf{x}})$	Stable subspace spanned by eigenvectors with eigenvalues corresponding to negative real parts.
$\mathcal{W}^c(\hat{\mathbf{x}})$	Center subspace spanned by eigenvectors with eigenvalues corresponding to zero real parts.
$k_u$	Dimension of unstable subspace (index of equilibrium in non-gradient systems).
$k_s$	Dimension of stable subspace.
$k_c$	Dimension of center subspace.
$k$ -saddle	Index- $k$ saddle point (Morse index $k$ in gradient systems, unstable dimension $k_u = k$ in non-gradient systems).

- For simplicity, we assume that the dimension of  $\mathcal{H}$  is  $d$  and write the inner product  $\langle \mathbf{x}, \mathbf{y} \rangle$  as  $\mathbf{x}^\top \mathbf{y}$ .

Equivalently, the index of a saddle point corresponds to the number of negative eigenvalues of its Hessian matrix. In the context of congruence canonical forms for real symmetric matrices, this quantity is also known as the negative index of inertia (the number of negative eigenvalues).

### 2.1.2 Derivation of Index- $k$ HiSD

For a non-degenerate critical point  $\hat{\mathbf{x}}$ , let  $\hat{\mathcal{V}}$  be the subspace spanned by the eigenvectors of  $\mathbb{H}(\hat{\mathbf{x}})$  corresponding to its negative eigenvalues. Since  $\mathbb{H}(\hat{\mathbf{x}})$  is negative definite on  $\hat{\mathcal{V}}$  and positive definite on  $\hat{\mathcal{V}}^\perp$ ,  $\hat{\mathbf{x}}$  is a local maximum in the affine space  $\hat{\mathbf{x}} + \hat{\mathcal{V}}$  and a local minimum in  $\hat{\mathbf{x}} + \hat{\mathcal{V}}^\perp$ .

The projections of  $\hat{\mathbf{x}}$  onto  $\hat{\mathcal{V}}$  and  $\hat{\mathcal{V}}^\perp$  are denoted by  $\hat{\mathbf{x}}_{\hat{\mathcal{V}}}$  and  $\hat{\mathbf{x}}_{\hat{\mathcal{V}}^\perp}$ , respectively. The pair  $(\mathbf{v}, \mathbf{w}) = (\hat{\mathbf{x}}_{\hat{\mathcal{V}}}, \hat{\mathbf{x}}_{\hat{\mathcal{V}}^\perp})$  satisfies the minimax problem

$$\min_{\mathbf{w} \in \hat{\mathcal{V}}^\perp} \max_{\mathbf{v} \in \hat{\mathcal{V}}} E(\mathbf{v} + \mathbf{w}).$$

As  $\hat{\mathcal{V}}$  is unknown, one obtains an iterative scheme that updates both the current iterate  $\mathbf{x}$  (an estimate of the critical point) and an approximation  $\mathcal{V}$  to  $\hat{\mathcal{V}}$ .

#### Dynamics of $\mathbf{x}$

Intuitively, the update of  $\mathbf{x}$  is designed such that the projection of  $\dot{\mathbf{x}}$  onto the space  $\mathcal{V}$ ,  $\mathcal{P}_{\mathcal{V}}\dot{\mathbf{x}}$ , is the ascent direction of the energy function  $E(\mathbf{x})$ , while the projection onto the complementary space  $\mathcal{V}^\perp$ ,  $\mathcal{P}_{\mathcal{V}^\perp}\dot{\mathbf{x}}$ , is the descent direction. Here,  $\mathcal{P}_{\mathcal{V}}$  and  $\mathcal{P}_{\mathcal{V}^\perp}$  denote the orthogonal projection operators onto the subspace  $\mathcal{V}$  and its orthogonal complement  $\mathcal{V}^\perp$ , respectively.

Noting that the natural force  $\mathbf{F}(\mathbf{x}) = -\nabla E(\mathbf{x})$  is the steepest descent direction, one may set

$$\mathcal{P}_{\mathcal{V}}\dot{\mathbf{x}} = -\mathcal{P}_{\mathcal{V}}\mathbf{F}(\mathbf{x}), \quad \mathcal{P}_{\mathcal{V}^\perp}\dot{\mathbf{x}} = \mathcal{P}_{\mathcal{V}^\perp}\mathbf{F}(\mathbf{x}) = \mathbf{F}(\mathbf{x}) - \mathcal{P}_{\mathcal{V}}\mathbf{F}(\mathbf{x}).$$

Then, with two positive relaxation parameters  $\beta_{\mathcal{V}}$  and  $\beta_{\mathcal{V}^\perp}$ , the dynamics of  $\mathbf{x}$  can be given as

$$\dot{\mathbf{x}} = \beta_{\mathcal{V}}(-\mathcal{P}_{\mathcal{V}}\mathbf{F}(\mathbf{x})) + \beta_{\mathcal{V}^\perp}(\mathbf{F}(\mathbf{x}) - \mathcal{P}_{\mathcal{V}}\mathbf{F}(\mathbf{x})).$$

For simplicity, we set  $\beta_{\mathcal{V}} = \beta_{\mathcal{V}^\perp} = \beta > 0$  and take an orthonormal basis  $\{\mathbf{v}_i\}_{i=1}^k$  for  $\mathcal{V}$  with each  $\mathbf{v}_i$  taken as a column vector, the above equation reduces to

$$\beta^{-1}\dot{\mathbf{x}} = \mathbf{F}(\mathbf{x}) - 2\mathcal{P}_{\mathcal{V}}\mathbf{F}(\mathbf{x}) = \left( \mathbb{I} - 2 \sum_{i=1}^k \mathbf{v}_i \mathbf{v}_i^\top \right) \mathbf{F}(\mathbf{x}). \quad (2.1)$$

#### Update of Subspace $\mathcal{V}$

To approximate  $\hat{\mathcal{V}}$ , define  $\mathcal{V}$  as the span of eigenvectors corresponding to the  $k$  smallest eigenvalues of  $\mathbb{H}(\mathbf{x})$ . This subspace is computed via the simultaneous Rayleigh-quotient iterative minimization (SIRQIT) method. Consider solving the following  $k$  constrained optimization problems simultaneously ( $i = 1, 2, \dots, k$ ):

$$\min_{\mathbf{v}_i} \langle \mathbf{v}_i, \mathbb{H}(\mathbf{x}) \mathbf{v}_i \rangle, \quad \text{s.t.} \quad \langle \mathbf{v}_i, \mathbf{v}_j \rangle = \delta_{ij} \quad j = 1, 2, \dots, i, \quad (2.2)$$

where

$$\delta_{ij} = \begin{cases} 1 & \text{if } i = j, \\ 0 & \text{if } i \neq j. \end{cases}$$

According to the method of Lagrange multipliers, taking the negative gradient of the Rayleigh quotient as the driving term and enforcing the orthonormality constraints via Lagrange multipliers yields the evolution equation of  $\dot{\mathbf{v}}_i$  with Lagrange multipliers  $\xi_j^{(i)}$  and relaxation parameter  $\gamma > 0$ :

$$\gamma^{-1}\dot{\mathbf{v}}_i = -\mathbb{H}(\mathbf{x})\mathbf{v}_i + \sum_{j=1}^i \xi_j^{(i)} \mathbf{v}_j. \quad (2.3)$$

Since the constraints  $\langle \mathbf{v}_i, \mathbf{v}_j \rangle = \delta_{ij}$  hold at any time, we have

$$\langle \dot{\mathbf{v}}_i, \mathbf{v}_j \rangle + \langle \mathbf{v}_i, \dot{\mathbf{v}}_j \rangle = 0, \quad i, j = 1, \dots, k. \quad (2.4)$$

Substituting Eq. (2.3) into Eq. (2.4) and solving for the Lagrange multipliers in  $\dot{\mathbf{v}}_i$  sequentially for  $i = 1, 2, \dots, k$ , we obtain

$$\xi_i^{(i)} = \langle \mathbf{v}_i, \mathbb{H}(\mathbf{x})\mathbf{v}_i \rangle, \quad \xi_j^{(i)} = 2\langle \mathbf{v}_j, \mathbb{H}(\mathbf{x})\mathbf{v}_i \rangle \quad j = 1, 2, \dots, i-1.$$

Substituting back into Eq. (2.3) yields the final dynamics for  $\mathbf{v}_i$ :

$$\gamma^{-1}\dot{\mathbf{v}}_i = - \left( \mathbb{I} - \mathbf{v}_i \mathbf{v}_i^\top - 2 \sum_{j=1}^{i-1} \mathbf{v}_j \mathbf{v}_j^\top \right) \mathbb{H}(\mathbf{x})\mathbf{v}_i, \quad i = 1, \dots, k. \quad (2.5)$$

### Overall Dynamical System

The complete HiSD dynamical system combines (2.1) and (2.5):

$$\begin{cases} \beta^{-1}\dot{\mathbf{x}} = \left( \mathbb{I} - 2 \sum_{i=1}^k \mathbf{v}_i \mathbf{v}_i^\top \right) \mathbf{F}(\mathbf{x}), \\ \gamma^{-1}\dot{\mathbf{v}}_i = - \left( \mathbb{I} - \mathbf{v}_i \mathbf{v}_i^\top - 2 \sum_{j=1}^{i-1} \mathbf{v}_j \mathbf{v}_j^\top \right) \mathbb{H}(\mathbf{x})\mathbf{v}_i, \quad i = 1, \dots, k. \end{cases} \quad (2.6)$$

This framework dynamically updates both the critical point estimate and the associated subspace to locate saddle points. The linear stability analysis of these dynamics and further details are given in [47].

#### 2.1.3 Discretization of HiSD Method

##### SIRQIT with Approximate Hessian

When the exact Hessian is available, Eq.(2.6) can be directly discretized for numerical solution. For many problems, however, computing the Hessian matrix is infeasible or prohibitively expensive, necessitating numerical approximation methods. Crucially, Eq.(2.6) requires only Hessian-vector products  $\mathbb{H}(\mathbf{x})\mathbf{v}_i$ , which can be efficiently computed via finite differences.

The Hessian-vector product  $\mathbb{H}(\mathbf{x})\mathbf{v}$  can be approximated using the Taylor expansions:

$$-\mathbf{F}(\mathbf{x} \pm l\mathbf{v}) = \nabla E(\mathbf{x} \pm l\mathbf{v}) = \nabla E(\mathbf{x}) \pm \mathbb{H}(\mathbf{x})l\mathbf{v} + \mathcal{O}(\|l\mathbf{v}\|^2).$$

Combining these two expansions yields the approximation (also known as the dimer method), we get

$$\mathbf{H}(\mathbf{x}, \mathbf{v}, l) = -\frac{\mathbf{F}(\mathbf{x} + l\mathbf{v}) - \mathbf{F}(\mathbf{x} - l\mathbf{v})}{2l} \approx \mathbb{H}(\mathbf{x})\mathbf{v}. \quad (2.7)$$

When  $l \rightarrow 0$ , theoretically exact gradients are obtained, but in practical numerical experiments, excessively small  $l$  values should be avoided to prevent numerical instability. Incorporating this, the full system with approximate Hessian is obtained:

$$\begin{cases} \beta^{-1}\dot{\mathbf{x}} = \left( \mathbb{I} - 2 \sum_{i=1}^k \mathbf{v}_i \mathbf{v}_i^\top \right) \mathbf{F}(\mathbf{x}), \\ \gamma^{-1}\dot{\mathbf{v}}_i = - \left( \mathbb{I} - \mathbf{v}_i \mathbf{v}_i^\top - 2 \sum_{j=1}^{i-1} \mathbf{v}_j \mathbf{v}_j^\top \right) \mathbf{H}(\mathbf{x}, \mathbf{v}_i, l) \quad i = 1, \dots, k. \end{cases} \quad (2.8)$$

Here,  $l$  is taken as a fixed constant, and its selection can be determined by considering both the target accuracy and numerical stability.

Direct discretization of the above dynamics gives the following algorithm:

---

**Algorithm 1** HiSD with approximate Hessian for a  $k$ -saddle.

---

**Input :**  $k \in \mathbb{N}$ ,  $l > 0$ ,  $\mathbf{x}^{(0)} \in \mathcal{H}$ ,  $\{\mathbf{v}_i^{(0)}\}_{i=1}^k \subset \mathcal{H}$  satisfying  $\langle \mathbf{v}_j^{(0)}, \mathbf{v}_i^{(0)} \rangle = \delta_{ij}$ .

```

1: Set  $n = 0$ , compute  $\mathbf{f}^{(0)} = \mathbf{F}(\mathbf{x}^{(0)})$ ;
2: repeat
3:    $\mathbf{x}^{(n+1)} = \mathbf{x}^{(n)} + \beta^{(n)} \mathbf{g}^{(n)}$ ;
4:   for  $i = 1 : k$  do
5:      $\mathbf{v}_i^* = \mathbf{v}_i^{(n)} + \gamma_i^{(n)} \mathbf{d}_i^{(n)}$ ;
6:      $\mathbf{v}_i^* = \mathbf{v}_i^* - \sum_{j=1}^{i-1} \langle \mathbf{v}_j^{(n+1)}, \mathbf{v}_i^* \rangle \mathbf{v}_j^{(n+1)}$ ;
7:      $\mathbf{v}_i^{(n+1)} = \mathbf{v}_i^* / \|\mathbf{v}_i^*\|$ ;
8:   end for
9:    $\mathbf{f}^{(n+1)} = \mathbf{F}(\mathbf{x}^{(n+1)})$ ;
10:   $n := n + 1$ ;
11: until  $\|\mathbf{f}^{(n)}\| < \varepsilon_{\mathbf{F}}$ 
12: Output :  $\mathbf{x}^{(n)}, \mathbf{v}_1^{(n)}, \dots, \mathbf{v}_k^{(n)}$ .

```

---

where

$$\mathbf{g}^{(n)} = \mathbf{f}^{(n)} - 2 \sum_{i=1}^k \langle \mathbf{v}_i^{(n)}, \mathbf{f}^{(n)} \rangle \mathbf{v}_i^{(n)},$$

$$\mathbf{u}_i^{(n)} = \mathbf{H}(\mathbf{x}^{(n+1)}, \mathbf{v}_i^{(n)}, l),$$

$$\mathbf{d}_i^{(n)} = -\mathbf{u}_i^{(n)} + \langle \mathbf{v}_i^{(n)}, \mathbf{u}_i^{(n)} \rangle \mathbf{v}_i^{(n)} + \sum_{j=1}^{i-1} 2 \langle \mathbf{v}_j^{(n)}, \mathbf{u}_i^{(n)} \rangle \mathbf{v}_j^{(n)}.$$

The selection methods for the step sizes  $\beta^{(n)}$  and  $\gamma_i^{(n)}$  are discussed in Section 2.1.4. Additionally, although the continuous dynamics preserve the orthonormality of  $\mathbf{v}_i$ , due to discretization with a finite time step, it is recommended to apply Gram–Schmidt orthonormalization in lines 6 and 7 of the above algorithm to enforce the orthonormal constraints. In practice, when updating  $\mathbf{v}_i^{(n)}$  one can reduce the time step and increase the number of substeps; i.e., repeat lines 4–8 of the algorithm  $N$  times with step size  $\frac{\gamma_i^{(n)}}{N}$ , which yields a finer update of the eigensubspace.

#### Combining with LOBPCG Method

Alternatively,  $\mathcal{V}$  can be updated by using established eigensolvers such as the Locally Optimal Block Preconditioned Conjugate Gradient (LOBPCG) method, which efficiently computes the  $k$  smallest eigenvectors with an attractive accuracy-efficiency trade-off.

The core idea of the algorithm is to approximate the Rayleigh quotient optimization (2.2) on a subspace and gradually enrich this subspace to improve the approximation, ultimately converging to the true  $k$  smallest eigenvectors. This subspace reduction transforms the original problem into a lower-dimensional, more tractable eigenvalue problem.

For details on the implementation, we refer the reader to [47]. Here, we only note that in the numerical implementation of LOBPCG, the multiplication of the Hessian matrix by a matrix can be decomposed into multiple Hessian matrix-vector products. These products can then be approximated using Eq. (2.7) to enhance computational efficiency.

#### 2.1.4 Selection of Iterative Step Sizes

Briefly, typical methods for selecting step sizes are as follows:

##### Explicit Euler Method

Set  $\beta^{(n)} = \beta \Delta t$ ,  $\gamma_i^{(n)} = \gamma \Delta t$  as fixed constants with  $\beta, \gamma, \Delta t > 0$ . Here  $\Delta t$  should not be too small to avoid slow convergence, nor too large to prevent algorithmic divergence.

## BB Gradient Method

For the selection of  $\beta^{(n)}$ , we employ the following Barzilai–Borwein (BB) step sizes[2]:

Let  $\Delta \mathbf{x}^{(n)} = \mathbf{x}^{(n)} - \mathbf{x}^{(n-1)}$  and  $\Delta \mathbf{g}^{(n)} = \mathbf{g}^{(n)} - \mathbf{g}^{(n-1)}$ . Following the quasi-Newton framework, we minimize the following norms

$$\min_{\beta^{(n)}} \|\Delta \mathbf{x}^{(n)} / \beta^{(n)} - \mathbf{g}^{(n)}\|, \quad \min_{\beta^{(n)}} \|\Delta \mathbf{x}^{(n)} - \beta^{(n)} \mathbf{g}^{(n)}\|.$$

to obtain the BB1 and BB2 step sizes:

$$\beta_{\text{BB1}}^{(n)} = \frac{\langle \Delta \mathbf{x}^{(n)}, \Delta \mathbf{x}^{(n)} \rangle}{\langle \Delta \mathbf{x}^{(n)}, \Delta \mathbf{g}^{(n)} \rangle}, \quad \beta_{\text{BB2}}^{(n)} = \frac{\langle \Delta \mathbf{x}^{(n)}, \Delta \mathbf{g}^{(n)} \rangle}{\langle \Delta \mathbf{g}^{(n)}, \Delta \mathbf{g}^{(n)} \rangle}.$$

In this context, the denominator of the BB1 step size may become very small or even zero, leading to numerical instability; hence, we adopt the BB2 step size. Additionally, we can set an upper bound  $\tau$  on  $\beta^{(n)} \|\mathbf{g}^{(n)}\|$  and take the absolute value of  $\beta_{\text{BB2}}^{(n)}$  to avoid negative step sizes. Combining these constraints yields:

$$\beta^{(n)} = \min \left\{ \frac{\tau}{\|\mathbf{g}^{(n)}\|}, \left| \frac{\langle \Delta \mathbf{x}^{(n)}, \Delta \mathbf{g}^{(n)} \rangle}{\langle \Delta \mathbf{g}^{(n)}, \Delta \mathbf{g}^{(n)} \rangle} \right| \right\}. \quad (2.9)$$

## 2.2 GHISD for Non-Gradient System

### 2.2.1 Description of $k$ -saddle in Non-Gradient Autonomous Dynamical Systems

The HiSD algorithm operates on a twice Fréchet differentiable energy functional  $E(\mathbf{x})$ . In contrast, the GHISD algorithm targets index- $k$  saddle points in general  $d$ -dimensional non-gradient autonomous dynamical systems:

$$\dot{\mathbf{x}} = \mathbf{F}(\mathbf{x}), \quad \mathbf{x} \in \mathbb{R}^d, \quad \mathbf{F} \in \mathcal{C}^r(\mathbb{R}^d, \mathbb{R}^d), \quad r \geq 2. \quad (2.10)$$

We first define the index of a saddle point in a non-gradient system.

In the context of dynamical systems, denote the Jacobian matrix of  $\mathbf{F}(\mathbf{x})$  as  $\mathbb{J}(\mathbf{x}) = \nabla \mathbf{F}(\mathbf{x})$ , with the inner product  $\langle \mathbf{x}, \mathbf{y} \rangle = \mathbf{x}^\top \mathbf{y}$ . A point  $\hat{\mathbf{x}}$  satisfying  $\mathbf{F}(\hat{\mathbf{x}}) = \mathbf{0}$  is termed an equilibrium (or stationary) point.

Linearizing the system near equilibrium by setting  $\mathbf{x} = \hat{\mathbf{x}} + \mathbf{y}$  and substituting into (2.10) yields

$$\dot{\mathbf{y}} = \mathbb{J}(\hat{\mathbf{x}})\mathbf{y} + \mathcal{O}(\|\mathbf{y}\|^2).$$

Neglecting higher-order terms gives the linearized system:

$$\dot{\mathbf{y}} = \mathbb{J}(\hat{\mathbf{x}})\mathbf{y}.$$

We classify the right (generalized) eigenvectors of  $\mathbb{J}(\hat{\mathbf{x}})$  by the sign of their eigenvalues' real parts, which defines three key subspaces:

- **Unstable subspace  $\mathcal{W}^u(\hat{\mathbf{x}})$ :** Spanned by eigenvectors with eigenvalues having positive real parts, whose dimension is denoted by  $k_u$ . Perturbations along these directions grow exponentially, driving the system away from equilibrium.
- **Stable subspace  $\mathcal{W}^s(\hat{\mathbf{x}})$ :** Spanned by eigenvectors with eigenvalues of negative real part, whose dimension is denoted by  $k_s$ . Perturbations here decay exponentially toward equilibrium.
- **Center subspace  $\mathcal{W}^c(\hat{\mathbf{x}})$ :** Spanned by eigenvectors with eigenvalues of zero real part, whose dimension is denoted by  $k_c$ . Perturbations exhibit neutral dynamics, such as oscillations, without exponential growth or decay.

By the spectral decomposition of  $\mathbb{J}(\hat{\mathbf{x}})$ ,  $\mathbb{R}^d = \mathcal{W}^u \oplus \mathcal{W}^s \oplus \mathcal{W}^c$ , with  $k_u + k_s + k_c = d$ . When all eigenvalues have non-zero real parts ( $\mathbb{R}^d = \mathcal{W}^u \oplus \mathcal{W}^s$ ), the equilibrium is hyperbolic, which is our primary focus.

In gradient systems, where  $\mathbf{F} = -\nabla E$ , the relation  $\mathbb{J} = -\mathbb{H}$  connects the Hessian to the Jacobian. The index  $k_u$  of an equilibrium, defined as the dimension of its unstable subspace, generalizes the concept of the Morse index in gradient systems. Thus, we refer to index- $k_u$  equilibria as index- $k$  saddle points, with sinks ( $k_u = 0$ ) and sources ( $k_u = d$ ) as special cases. Subsequent sections detail the search for these  $k$ -saddles in non-gradient systems.

### 2.2.2 Derivation of Index- $k$ GHISD

#### Dynamics of $\mathbf{x}$

The construction principle for the  $\mathbf{x}$ -dynamics parallels that of HiSD. Near an equilibrium point, following the system force drives convergence toward the equilibrium along the stable subspace and divergence away from it along the unstable subspace. Therefore, we preserve the force direction in the stable subspace and reverse its direction in the unstable subspace. Since the exact unstable subspace  $\mathcal{W}^u(\hat{\mathbf{x}})$  at the  $k$ -saddle is unknown, analogous to HiSD, we define  $\mathcal{V}$  to approximate  $\mathcal{W}^u(\hat{\mathbf{x}})$  as the real invariant subspace spanned by the  $k$  (generalized) eigenvectors of  $\mathbb{J}(\mathbf{x})$  associated with the  $k$  eigenvalues having the largest real parts. If these eigenvalues (and eigenvectors) are complex,  $\mathcal{V}$  is taken as the real span obtained from the real and imaginary parts of the corresponding complex generalized eigenvectors. This yields

$$\beta^{-1}\dot{\mathbf{x}} = (\mathbb{I} - 2\mathcal{P}_{\mathcal{V}})\mathbf{F}(\mathbf{x}) = \left( \mathbb{I} - 2 \sum_{j=1}^k \mathbf{v}_j \mathbf{v}_j^\top \right) \mathbf{F}(\mathbf{x}). \quad (2.11)$$

This has the same form as (2.1), where  $\{\mathbf{v}_i\}_{i=1}^k$  is an orthonormal basis for  $\mathcal{V}$ , and  $\beta > 0$  is a relaxation parameter.

#### Update of Subspace $\mathcal{V}$

While efficient Rayleigh quotient optimization is not applicable to non-symmetric matrices, note that the dynamics  $\dot{\mathbf{v}} = \mathbb{J}\mathbf{v}$  naturally align  $\mathbf{v}$  with the invariant subspace of  $\mathbb{J}$  corresponding to eigenvalues with largest real parts. Therefore, one can similarly propose a dynamical equation with undetermined coefficients  $\xi_j^{(i)}$  and relaxation constant  $\gamma > 0$ :

$$\gamma^{-1}\dot{\mathbf{v}}_i = \mathbb{J}(\mathbf{x})\mathbf{v}_i + \sum_{j=1}^i \xi_j^{(i)} \mathbf{v}_j.$$

Similar to HiSD, using the orthonormality constraints (2.4), we obtain

$$\xi_i^{(i)} = -\langle \mathbb{J}(\mathbf{x})\mathbf{v}_i, \mathbf{v}_i \rangle, \quad \xi_j^{(i)} = -\langle \mathbb{J}(\mathbf{x})\mathbf{v}_i, \mathbf{v}_j \rangle - \langle \mathbf{v}_i, \mathbb{J}(\mathbf{x})\mathbf{v}_j \rangle, \quad j = 1, \dots, i-1.$$

Combining these results with Eq. (2.11) yields the complete dynamical system:

$$\begin{cases} \beta^{-1}\dot{\mathbf{x}} = \left( \mathbb{I} - 2 \sum_{j=1}^k \mathbf{v}_j \mathbf{v}_j^\top \right) \mathbf{F}(\mathbf{x}), \\ \gamma^{-1}\dot{\mathbf{v}}_i = (\mathbb{I} - \mathbf{v}_i \mathbf{v}_i^\top) \mathbb{J}(\mathbf{x})\mathbf{v}_i - \sum_{j=1}^{i-1} \mathbf{v}_j \mathbf{v}_j^\top \left( \mathbb{J}(\mathbf{x}) + \mathbb{J}^\top(\mathbf{x}) \right) \mathbf{v}_i, \quad i = 1, \dots, k. \end{cases} \quad (2.12)$$

The linear stability of this system is discussed in [46].

### 2.2.3 A Simplified Discrete Form of GHISD

For the algorithmic implementation of the GHISD method, similar to the HiSD algorithm, explicit Euler discretization of (2.12) requires additional enforced orthonormalization operations due to

discretization errors caused by the time step. Subsequent research [60] has shown that the explicit Euler discretization of (2.12) is equivalent to the following more concise discretization method, which is favored in practical computations due to its higher efficiency:

$$\begin{cases} \tilde{\mathbf{v}}_i^{(n+1)} = \mathbf{v}_i^{(n)} + \gamma \mathbb{J}(\mathbf{x}) \mathbf{v}_i^{(n)} & i = 1, \dots, k, \\ \left[ \mathbf{v}_1^{(n+1)}, \dots, \mathbf{v}_k^{(n+1)} \right] = \text{orth} \left( \tilde{\mathbf{v}}_1^{(n+1)}, \dots, \tilde{\mathbf{v}}_k^{(n+1)} \right), \end{cases} \quad (2.13)$$

where  $\text{orth}(\cdot)$  denotes Gram-Schmidt orthonormalization.

Similar to HiSD, we incorporate the dimer method (2.7) to approximate  $\mathbb{J}(\mathbf{x}) \mathbf{v}_i^{(n)}$  as

$$\mathbb{J}(\mathbf{x}) \mathbf{v}_i^{(n)} \approx \frac{\mathbf{F}(\mathbf{x} + l \mathbf{v}_i^{(n)}) - \mathbf{F}(\mathbf{x} - l \mathbf{v}_i^{(n)})}{2l}.$$

Combining this with the discretized  $\mathbf{x}$ -dynamics yields the complete discretization method:

$$\begin{cases} \mathbf{x}^{(n+1)} = \mathbf{x}^{(n)} + \beta \left( \mathbf{F}(\mathbf{x}^{(n)}) - 2 \sum_{j=1}^k \langle \mathbf{F}(\mathbf{x}^{(n)}), \mathbf{v}_j^{(n)} \rangle \mathbf{v}_j^{(n)} \right), \\ \tilde{\mathbf{v}}_i^{(n+1)} = \mathbf{v}_i^{(n)} + \gamma \frac{\mathbf{F}(\mathbf{x}^{(n+1)} + l \mathbf{v}_i^{(n)}) - \mathbf{F}(\mathbf{x}^{(n+1)} - l \mathbf{v}_i^{(n)})}{2l}, & i = 1, \dots, k, \\ \left[ \mathbf{v}_1^{(n+1)}, \dots, \mathbf{v}_k^{(n+1)} \right] = \text{orth} \left( \tilde{\mathbf{v}}_1^{(n+1)}, \dots, \tilde{\mathbf{v}}_k^{(n+1)} \right). \end{cases} \quad (2.14)$$

## 2.3 AHISD

This subsection introduces two momentum-accelerated variants of HiSD. The first variant employs heavy-ball momentum[19]:

$$\begin{cases} \mathbf{x}^{(n+1)} = \mathbf{x}^{(n)} + \beta^{(n)} \left( \mathbb{I} - 2 \sum_{i=1}^k \mathbf{v}_i^{(n)} \mathbf{v}_i^{(n)\top} \right) \mathbf{F}(\mathbf{x}^{(n)}) + \alpha(\mathbf{x}^{(n)} - \mathbf{x}^{(n-1)}), \\ \left\{ \mathbf{v}_i^{(n+1)} \right\}_{i=1}^k = \text{EigenSol} \left( \mathbb{H}(\mathbf{x}^{(n+1)}), \left\{ \mathbf{v}_i^{(n)} \right\}_{i=1}^k \right). \end{cases} \quad (2.15)$$

By utilizing the extrapolated iteration direction from momentum acceleration, we obtain the Nesterov acceleration variant [17]:

$$\begin{cases} \mathbf{w}^{(n)} = \mathbf{x}^{(n)} + \alpha^{(n)}(\mathbf{x}^{(n)} - \mathbf{x}^{(n-1)}), \\ \mathbf{x}^{(n+1)} = \mathbf{w}^{(n)} + \beta^{(n)} \left( \mathbb{I} - 2 \sum_{i=1}^k \mathbf{v}_i^{(n)} \mathbf{v}_i^{(n)\top} \right) \mathbf{F}(\mathbf{w}^{(n)}), \\ \left\{ \mathbf{v}_i^{(n+1)} \right\}_{i=1}^k = \text{EigenSol} \left( \mathbb{H}(\mathbf{x}^{(n+1)}), \left\{ \mathbf{v}_i^{(n)} \right\}_{i=1}^k \right). \end{cases} \quad (2.16)$$

Key features of these methods include:

- **Eigensolver:**  $\text{EigenSol}(\mathbb{H}(\mathbf{x}^{(n+1)}), \{\mathbf{v}_i^{(n)}\}_{i=1}^k)$  denotes the eigensolver, which may implement either direct HiSD dynamics discretization or algorithms such as LOBPCG.
- **Step Size:** The step size  $\beta^{(n)}$  adopts the same selection criteria as HiSD, including Euler or BB step size methods.
- **Momentum:** The momentum term  $\alpha(\mathbf{x}^{(n)} - \mathbf{x}^{(n-1)})$  constitutes the core acceleration mechanism. For heavy-ball acceleration,  $\alpha \in [0, 1)$  is typically constant. In Nesterov acceleration,  $\alpha^{(n)}$  admits several formulations, such as

$$\alpha^{(n)} = \frac{n}{n+3}, \quad (2.17)$$

or

$$\alpha^{(n)} = \theta_{n+1}^{-1}(\theta_n - 1) \quad \text{with} \quad \theta_{n+1} = \frac{1 + \sqrt{1 + 4\theta_n^2}}{2}, \quad \theta_0 = 1. \quad (2.18)$$

Numerical experiments show negligible performance differences between these choices; thus, we prefer the simpler first formulation.

### 3 Construction of the Solution Landscape

The ability to accurately locate individual index- $k$  saddle points using the HiSD algorithm suite mentioned above provides the foundation for a more ambitious goal: namely, mapping the global topology of the solution space. This section details the algorithmic framework for transforming discrete saddles into a pathway map consisting of all the stationary points and their interconnections, known as the **solution landscape**.

Conceptually, we model the solution landscape as a directed graph,  $G = (V, E)$ , where:

- Vertices ( $V$ ) are the saddle points of the system, each characterized by its coordinates, Morse index and additional properties (e.g., their unstable manifolds).
- Edges ( $E$ ) represent the hierarchical connections between these vertices. An edge from an index- $k$  saddle to an index- $m$  saddle (where  $m < k$ ) signifies the latter saddle point can be reached from the unstable manifold of the former.

The construction of the solution landscape involves two primary operations, downward and upward searches, unified under the GHiSD framework, where gradient systems are subsumed by  $\mathbf{F}(\mathbf{x}) = -\nabla E(\mathbf{x})$ .

#### 3.1 Downward Search: Traversing the Hierarchy

The downward search is the fundamental mechanism for unveiling the solution landscape. This search locates index- $m$  saddles ( $m < k$ ) starting from index- $k$  saddles, terminating at index-0 saddles (sinks) while recording hierarchical connections. This process directly addresses a core challenge in landscape exploration: how to reliably escape a saddle point's local region and transition to connected, lower-index critical points. The methodology is as follows:

1. **Initial perturbation:** Starting from a given index- $k$  saddle, a small perturbation of  $\mathcal{O}(\varepsilon)$  is applied. To ensure an unbiased escape direction, a small random perturbation is first generated in the full space. This vector is then projected onto the unstable subspace  $\mathcal{W}^u$  and scaled to  $\mathcal{O}(\varepsilon)$  to extract the component that drives the system away from the saddle.
2. **Unstable subspace initialization:** Select  $m$  directions from the  $k$  unstable directions at the initial saddle to form  $\mathcal{V}_m^{(0)}$ .
3. **HiSD Algorithm:** The subsequent HiSD dynamics are applied, governed by  $\dot{\mathbf{x}} = (\mathbb{I} - 2\mathcal{P}_{\mathcal{V}_m(\mathbf{x})}) \mathbf{F}(\mathbf{x})$ , ensuring that the projection of the force along the unstable direction  $\mathbf{v}_i$  remains positive. This drives the system away from the initial saddle and towards a connected, lower-index saddle, according to the theory of the HiSD algorithm.

To ensure a comprehensive exploration, the implementation incorporates enhancements such as sampling perturbations in the entire space from various statistical distributions (e.g., uniform distribution, Gaussian distribution) and systematically exploring all combinatorial possibilities ( $k$  choose  $m$ ) for the initial subspace. For sink searches ( $m = 0$ ), the algorithm elegantly simplifies. Since the subspace  $\mathcal{V}^{(0)}$  is empty, the HiSD dynamics naturally reduce to the standard gradient descent dynamics, thereby bypassing expensive Hessian and eigenvector computations.

#### 3.2 Upward Search: Exploring from the Basins

While downward search builds the primary hierarchical structure, an upward search provides a complementary strategy for exploring the solution landscape, enabling discovery of higher-index saddles from lower-index ones. This is particularly useful for initiating new searches from discovered minima or expanding an incomplete landscape. The principles are symmetric to the downward search:

1. **Initial perturbation:** From the initial index- $k$  saddle, apply a small perturbation of  $\mathcal{O}(\varepsilon)$ . This perturbation is specified by user when restarting.

2. **Subspace initialization:** Form  $\mathcal{V}_m^{(0)}$  by combining the  $k$  unstable directions with  $m - k$  directions from the stable subspace (typically those corresponding to the smallest positive eigenvalues are chosen).
3. **HiSD Algorithm:** The subsequent HiSD dynamics induce a negative projection along the stable direction  $\mathbf{v}_j$ , enabling escape.

In our practical implementation, the overall strategy begins by using HiSD to locate an initial high-index saddle, which then initiates a comprehensive downward search to construct the solution landscape. Upward searches are also valuable tools for restarting the exploration from newly discovered regions to ensure completeness.

### 3.3 Algorithm Framework for Solution Landscape Construction

When constructing the entire solution landscape, there are some key challenges beyond escaping problems.

- **The identification problem:** The search process will frequently converge to the same saddle point from different paths. A robust and efficient method is needed to determine if a newly found critical point is genuinely novel or a duplicate of an existing one in the list.
- **The completeness problem:** The search must be systematic and exhaustive enough to discover almost all significant connections and build a nearly complete representation of the solution landscape, avoiding premature termination down a single path.

To address these challenges, we designed a global search strategy based on the BFS algorithm, managed with a FIFO queue. We chose BFS over alternatives like Depth-First Search (DFS) for a critical reason: its level-by-level exploration perfectly mirrors the natural hierarchy of the solution landscape. Whereas DFS would rapidly follow one path to a minimum, potentially missing other important branches, BFS guarantees that all index- $(k - 1)$  saddles connected to a specific index- $k$  saddle are found before the search proceeds to the index- $(k - 2)$  level from the same initial saddle. This methodical approach is essential for ensuring both systematicity and completeness.

The complete automated workflow is detailed in the following algorithm.

---

**Algorithm 2 Solution Landscape Construction via HiSD Search.**

---

**Input:** Initial point  $\mathbf{x}^{(0)}$ , initial unstable subspace  $\mathbf{E}^{(0)}$  (can be constructed automatically), maximum Morse index  $M$ , search depth for one point  $J$

```
1: Perturb initial point to avoid being trapped in the initial saddle point:  $\mathbf{x}^{(0)} \leftarrow \mathbf{x}^{(0)} + \mathbf{x}_\epsilon$ 
2: Initialize the HiSD solver
3: for  $i = M$  downto 0 do
4:   Launch HiSD search for index- $i$  saddle points using  $\mathbf{x}^{(0)}$  and  $\mathbf{E}^{(0)}$ 
5:   if New saddle point  $\mathbf{x}_{\text{new}}$  found then
6:     Add  $\mathbf{x}_{\text{new}}$  to the saddle-point list and initialize its connection data
7:     break
8:   end if
9: end for
10: // Implement BFS with FIFO queue scheduling
11: while Queue non-empty do
12:   Dequeue head element  $\mathbf{x}_{\text{head}}$  (index- $k$ )
13:   for  $i = k - 1$  downto  $\max(0, k - J)$  do
14:     Generate symmetric perturbation set  $\mathbf{P}$  (uniform/Gaussian)
15:     Generate initial subspaces  $\mathbf{E}$  when  $i > 0$  (No need for  $i = 0$ )
16:     // Try all combinations  $\binom{k}{i}$  of unstable directions if parameter is 'all',
17:     // otherwise select the  $i$  most unstable directions if parameter is 'min'.
18:     for all  $\mathbf{p} \in \mathbf{P}, \mathbf{E}_i \in \mathbf{E}$  do
19:       Launch HiSD search from  $\mathbf{x}_{\text{head}} + \mathbf{p}$  with  $\mathbf{E}_i$ 
20:       if New saddle  $\mathbf{x}_{\text{new}}$  found then
21:         Compare with existing points
22:         if  $\mathbf{x}_{\text{new}}$  is novel then
23:           Enqueue and update connection info
24:         else
25:           Record connection with  $\mathbf{x}_{\text{head}}$ 
26:         end if
27:       end if
28:     end for
29:   end for
30: end while
31: (Optional) Repeat process from new initial point
```

**Output:** The saddle-point list (IDs, coordinates, Morse indices, interconnections)

---

## 4 Software Implementation

### 4.1 Overview

This section systematically presents the functionality of each component within the software package and demonstrates implementation details of the core code. We begin by outlining Python package dependencies and input parameter specifications.

#### 4.1.1 Dependencies

Our package requires the following Python libraries under stable versions:

- **Standard Library Modules:** `copy`, `sys`, `warnings`, `inspect`, `json`, `itertools`, `math`, and `pickle`

- **External Dependencies:** `numpy` (v2.2.3), `scipy` (v1.15.3), `sympy` (v1.13.3), `matplotlib` (v3.10.0), and `networkx` (v3.4.2).

#### 4.1.2 Input Parameter Configuration

This section provides an overview of the available parameters that offer flexible and customizable solvers. For a detailed parameter list, refer to Appendix A.

- **System Parameters:** These parameters are related to the system setup and its general properties, including **Dim**, **EnergyFunction**, **Grad**, **AutoDiff**, **NumericalGrad**, **DimerLength**, **SymmetryCheck**, and **GradientSystem**.

**Note:** To maintain formulaic uniformity between gradient systems (governed by  $-\nabla E$ ) and non-gradient systems (governed by  $\mathbf{F}$ ), the package employs an internal sign convention. Specifically, when providing input for non-gradient systems, users must supply the negative of the vector field  $\mathbf{F}(\mathbf{x})$ . This ensures that the core iterative machinery of HiSD and GHiSD remains consistent regardless of the system type.

- **Landscape Parameters:** These parameters are related to constructing and navigating the solution landscape, including **MaxIndex**, **MaxIndexGap**, **SameJudgement**, **InitialEigenvectors**, **PerturbationMethod**, **PerturbationRadius**, **PerturbationNumber**, and **EigenCombination**. They govern the hierarchical search for saddle points, including index limits, perturbation strategies, and equivalence criteria.
- **Solver Parameters:** These parameters are related to the solver process and control the behavior of the HiSD algorithm, including **InitialPoint**, **Tolerance**, **SearchArea**, **TimeStep**, **MaxIter**, **SaveTrajectory**, **Verbose**, and **ReportInterval**. They define the initial conditions, convergence criteria, and output settings for saddle point search.
- **Eigen Parameters:** These parameters control how the eigenpairs (eigenvalues and eigenvectors) are computed, including **EigenMethod**, **EigenMaxIter**, **EigenStepSize**, **PrecisionTol**, and **EigvecUnified**. They define the eigensolver selection, iteration limits, step sizes, and tolerance for eigenvalue classification.
- **Hessian Parameters:** These parameters are related to the Hessian matrix, including **ExactHessian** and **HessianDimerLength**. They control the computation method for Hessian matrices, such as analytical derivation or numerical approximation via dimer-based approaches.
- **Acceleration Parameters:** These parameters are related to improving the speed and efficiency of the algorithm, including **BBStep**, **Acceleration**, **NesterovChoice**, **NesterovRestart**, and **Momentum**. They enable adaptive step sizing and momentum-based acceleration techniques to enhance convergence.

## 4.2 Core Program `SaddleScape.py`

This program encapsulates all functionalities of the software package within the `Landscape` class, which primarily contains three types of functions:

- `__init__`: The essential function for class definition, performing parameter validation and initialization (see Section 4.3).
- Functions for constructing the solution landscape using saddle point dynamics (see Section 4.5):
  - `Run`: The basic solver.
  - `RestartFromPoint`: A function that restarts the computation from a new initial point.
  - `RestartFromSaddle`: A function that restarts the computation from an existing saddle point in the solution landscape, using a small random perturbation to avoid being trapped near the original saddle point.

- Functions for visualization and saving:
  - `DrawTrajectory`: For plotting solution trajectories (see Section 4.6.1).
  - `DrawConnection`: For visualizing the solution landscape by drawing saddle point interconnections (see Section 4.6.2).
  - `Save`: For storing raw computational data (see Section 4.6.3).

## 4.3 Parameter Validation Module

### 4.3.1 Parameter Validation Program `LandscapeCheckParam.py`

This program primarily validates the **Landscape Parameters** in user inputs to ensure compliance with requirements via the function `LandscapeCheckParam`. Its core functions include:

- Raising immediate errors when invalid inputs are detected.
- Automatically assigning default values for missing parameters.

### 4.3.2 Parameter Validation Program `HiSDSolverCheckParam.py`

The remaining parameters are validated by calling the function `HiSDCheckParam` from the file `HiSDSolverCheckParam.py` when `instance.calHiSD` is instantiated using the `Solver` class. Its implementation logic and functionality are similar to `LandscapeCheckParam.py`.

## 4.4 Architecture and Implementation of Index- $k$ Saddle Point Search

### `HiSDSolver.py`

The solver architecture is designed to accommodate the diverse configurations detailed in Appendix A. This section details how the index- $k$  saddle point search program addresses these diverse needs, including:

- Comprehensive descriptions of algorithmic branches under different parameter configurations, including functional specifications and recommended usage scenarios;
- Concrete implementation details of the core saddle point search algorithm.

The final integrated solver with specified configurations is encapsulated within the `Solver` class:

- `__init__`: Performs parameter validation and initialization (via the `HiSDCheckParam` function described above).
- `run`: Executes index- $k$  saddle point search when called (the target search index is specified during `Solver` initialization).

### 4.4.1 Symbolic Computation and Automatic Differentiation `AnaCal.py`

This program implements a dual interface design for energy/gradient inputs with automated symbolic-numeric conversion:

1. **Direct use of callable objects:** When function objects are provided as energy functions and gradient functions, they are used directly without additional processing (No specific function call required for this case).
2. **Symbolic energy function processing:**
  - `EnergyFunctionAnalysis`: Converts symbolic energy functions into callable numerical functions, avoiding repeated compilation of symbolic expressions to significantly improve computational efficiency. Results are stored in `instance.EnergyFunctionSolve`.

- **EnergyFunctionCalculate**: Evaluates energy functions at specific points using the function compiled by **EnergyFunctionAnalysis**.

### 3. Symbolic gradient processing:

- **AutoDerivative**: Performs automatic differentiation of symbolic energy functions, returning symbolic differentiation results and callable numerical gradient functions. The symbolic results are stored in **instance.GradFunction\_sympy**, while the numerical functions reside in **instance.GradFunction\_numpy**.
- **ExactGradAnalysis**: Compiles user-provided symbolic gradient functions into callable numerical functions, with output and storage methods identical to **AutoDerivative**.
- **AutoGrad**: Computes gradients at specific points using pre-stored compiled gradient functions in **instance.GradFunction\_numpy**.

### 4. Numerical gradient computation:

- **AutoGradNum**: Handles cases where only numerical energy functions are provided, computing numerical approximations of gradient functions via central difference quotients.

#### 4.4.2 Hessian Matrix Processing **HessianMatrix.py**

**Note:** For non-gradient systems, the term "Hessian" here refers to the **negative** Jacobian matrix of the vector field function. This is because we previously required users to prepend a negative sign to the force input.

1. **Treating Hessian as an operator:** In the HiSD algorithm, we only need to handle Hessian-vector or Hessian-matrix structures, avoiding explicit computation of the full Hessian matrix.

- **SingleHessianVectorProduct**: Computes Hessian-vector products using central finite difference approximation with dimers  $\mathbf{x} \pm L\mathbf{v}$  (implements Eq. (2.7)).
- **BatchHessianVectorProduct**: Computes Hessian-matrix products using matrix-free methods via Hessian-vector operator overloading.

2. **Explicit Hessian computation:**

- **Hessian\_Analysis\_withIfsym**: Performs symbolic differentiation with symmetry checks to determine if the system is gradient-preserving, which determines the subsequent HiSD algorithms to be used.
- **Hessian\_Analysis**: Computes Hessian matrices without symmetry checks.
- **Hessian\_exact**: Evaluates Hessian matrices at specific points using symbolic results.
- **Hessian**: Hybrid approach for explicit Hessian computation:
  - Uses exact symbolic computation when specified.
  - Otherwise employs numerical approximation via **BatchHessianVectorProduct** (Hessian times columns of the identity matrix, i.e., reconstructing the full Hessian by applying the operator to each standard basis vector).
- **Applicable scenarios for explicit Hessian computation:**
  - When iteration counts may be very large.
  - When Hessian reuse is frequent.
  - When solution accuracy takes priority over computation time (in which case only symbolic explicit computation is used).

**Note:** Explicit numerical computation of Hessian remains discouraged in high-dimensional cases due to its substantial computational cost.

### 4.4.3 Eigenvalue Solver `EigMethod.py`

This program implements various methods to calculate eigenpairs for HiSD algorithms, supporting both gradient and non-gradient systems.

1. **LOBPCG Method:** (exclusively for gradient systems due to its requirement for symmetric operators) This method is implemented using `scipy.sparse.linalg.lobpcg`, corresponding to Section 2.1.3.
    - `lobpcg`: Implements LOBPCG using matrix-free operators (Hessian-vector and Hessian-matrix products).
    - `lobpcg_exacthessian`: Uses explicit Hessian matrices for LOBPCG computation when exact Hessian is available.
    - Both functions return:
      - Eigenvectors corresponding to the smallest  $k$  eigenvalues at the current point.
      - A flag `whetherkindex` indicating whether the point satisfies the index- $k$  condition (at least  $k$  negative eigenvalues). Since output eigenvalues are sorted in ascending order, we only need to check if the  $k$ -th eigenvalue is negative (under the precision tolerance).
  2. **Power Method:** (for non-gradient systems) This method is based on direct discretization of the theoretical dynamical system  $\dot{\mathbf{v}} = \mathbb{J}(\mathbf{x})\mathbf{v}$  (see Eq. (2.13) in Section 2.2.3). After each update of the approximate eigenvectors, QR decomposition is applied for orthonormalization.
    - `power_nonGrad`: Matrix-free implementation using Hessian-vector and Hessian-matrix products.
    - `power_nonGrad_exacthessian`: Explicit matrix implementation when exact Hessian is available.
    - Outputs are consistent with LOBPCG. To reduce computational cost from repeated exact eigenvalue solutions, we approximate using diagonal elements of  $\mathbb{V}^\top \mathbb{H} \mathbb{V}$ , where:
      - $\mathbb{H}$  is the Hessian (here, the negative Jacobian) matrix at the point.
      - $\mathbb{V}$  contains orthogonal approximate unit eigenvectors as its columns.
- Note:** In fact, since gradient systems are essentially a special case of non-gradient systems, the power method can also be applied to gradient systems, provided that the interface remains consistent.
3. **Explicit Euler Discretization:** (for both gradient and non-gradient systems) This method implements direct Euler discretization of the continuous HiSD and GHiSD dynamics from the theoretical framework. For further details, please refer to Algorithm 1 in Section 2.1.3 and Eq. (2.14) in Section 2.2.3.
    - `euler`: Matrix-free Euler discretization for continuous HiSD dynamics in gradient systems.
    - `euler_exacthessian`: Explicit Hessian matrix discretization for gradient systems.
    - `euler_nonGrad`: Matrix-free Euler discretization for continuous GHiSD dynamics.
    - `euler_nonGrad_exacthessian`: Euler discretization for continuous GHiSD dynamics.
    - Output and eigenvalue approximation approaches remain consistent with the Power Method.

**Note:** Considering the equivalence between direct explicit Euler discretization and the power method as discussed in Section 2.2.3, and for computational efficiency, the software package adopts the power method as the default eigenvalue method for non-gradient systems, and LOBPCG, which is specially optimized for gradient systems, as the default for gradient systems. However, if users are more concerned about the theoretical guarantees of HiSD, they can switch to using direct explicit Euler discretization.

4. **Saddle Point Index Verification Programs:** Provide accurate saddle point index verification.

- **CheckIndexk:** Provides a precise sparse method to calculate the smallest  $k$  eigenvalues, avoiding inaccuracies from approximation methods. This function is specifically called when HiSD iteration approaches a new saddle point instead of every iteration to reduce computational cost.
- **FindIndex:** Rechecks the Morse index after iteration completes (since termination conditions only guarantee at least index- $k$  due to accuracy limitations). It computes the full spectrum of the Hessian and treats eigenvalues with sufficiently small real parts as approximate zeros (accounting for numerical errors), helping detect potential saddle point degeneracy.

5. **Initial Eigenvector Selection Program:** Provides approximate eigenvectors for initial iteration points when no initial eigenvectors are given.

- **GiveEigenvector:** Applies symmetrization uniformly to both gradient and non-gradient systems to accelerate computation, as the algorithm’s minimum requirement is simply obtaining a set of orthogonal unit vectors to serve as initial eigenvectors for iteration.

6. **Canonicalization Program for Eigenvectors:** Due to significant differences in the implementation of fundamental algorithms (e.g., LAPACK) across hardware platforms, eigenvectors for multiple eigenvalues may vary substantially between devices, even though they all form valid bases for the same eigenspace. When set to **True**, this parameter activates a canonicalization procedure (Gaussian elimination to Row Echelon Form followed by Gram-Schmidt orthogonalization) to standardize the basis vectors of the eigenspace, thereby improving cross-device reproducibility.

In detail, the same standardization algorithm is applied to each eigenblock based on eigenvalue multiplicity. This procedure is only needed for complicated systems exhibiting multiple eigenvalues. In cases of simple multiplicity, only negligible signature discrepancies may arise between devices. As demonstrated by Eq. (2.6) and Eq. (2.12), such minor variations do not affect the convergence behavior of the solution iterations.

**Note:** Outputs may still vary between devices due to differences in rounding-error propagation.

- **CanonicalizeEigens:** Standardizes eigenvectors for multiple eigenvalues to improve cross-device stability.
- **CanonicalizeMatrix:** Canonicalizes row space using Gaussian elimination and Gram-Schmidt orthogonalization.

#### 4.4.4 Iterative Search Program `HiSDIter.py`

Now, we present the key part of the solver: the search iterations.

##### Preparation Programs

- **HiSDInitialization:** Initializes the initial point and initial eigenvectors required for iteration.
- **BBStepSize:** Implements the Barzilai-Borwein adaptive step size strategy based on Eq. (2.9).

##### **HiSDIteration: For Searching Non-index-0 Saddle Points**

With the preparatory steps completed, the program structure is as follows. This section mainly focuses on:

##### 1. Momentum-based acceleration schemes:

- Heavy-ball acceleration (including the special case of no acceleration, equivalent to heavy-ball with momentum coefficient 0.0).

- Nesterov acceleration algorithm.

## 2. Step size selection strategies:

- Use fixed time step `dt=instance.TimeStep`.
- Adopt BB step size `dt=BBStepSize(x, x_pre, g, g_pre, tau)`.

## 3. Constructing the complete iteration framework: Calling appropriate functions according to the parameter configuration.

## 4. Returning newly found saddle point information and iteration records: Logging the iteration count and gradient norm every `instance.ReportInterval` steps when `instance.Verbose=True`.

## 5. Warning and error handling during iterations:

- Issues warning when search exceeds defined boundaries or fails to converge within maximum iterations, without updating results in `instance`.
- Issues warning for potentially degenerate saddle points (while still recording results in `instance`), reports the index of found saddle point for non-degenerate cases.

```

1 def HiSDIteration(instance):
2     """
3     Main iteration for HiSD method for high-index saddle points.
4     """
5     boundarytempsave = copy.deepcopy(instance.DataBoundary)
6     xini = instance.PrimaryInitialPoint.reshape(
7         -1,
8     )
9     tau = 0.5
10    x = instance.x
11    x_pre = instance.x_pre
12    v = instance.v
13    WhetherBB = instance.BBStep
14    mom = instance.Momentum
15    dt = instance.TimeStep
16    if instance.SaveTrajectory:
17        x_record = copy.deepcopy(x.reshape(1, instance.Dim))
18    else:
19        x_record = None
20    gnorm_record = []
21    timestep_record = [0]
22    g = instance.Grad(x)
23    gnorm_record.append(np.linalg.norm(g))
24
25    # Check if Nesterov acceleration is used
26    if instance.Acceleration == "nesterov":
27        if instance.NesterovChoice == 2:
28            NesterovTheta = 1
29            NesterovTheta = (1 + (1 + 4 * NesterovTheta**2) ** (1 / 2)) / 2
30        elif instance.NesterovChoice == 1:
31            if instance.NesterovRestart is not None:
32                plusbase = 0
33
34    # Main iteration loop
35    for j in range(1, instance.MaxIter + 1):
36        if WhetherBB and j > 1:
37            dt = BBStepSize(x, x_pre, g, g_pre, tau)
38            timestep_record.append(dt)
39        if instance.NesterovChoice == 2:
40            NesterovThetaNew = (1 + (1 + 4 * NesterovTheta**2) ** (1 / 2)) / 2
41            NesterovGamma = (NesterovTheta - 1) / NesterovThetaNew
42            NesterovTheta = NesterovThetaNew
43        elif instance.NesterovChoice == 1:
44            if instance.NesterovRestart is not None:
45                NesterovGamma = (j - plusbase) / (j - plusbase + 3)
46            else:
47                NesterovGamma = j / (j + 3)
48        w_temp = x + NesterovGamma * (x - x_pre)
49        gw = instance.Grad(w_temp)

```

```

50     dxw = dt * (gw - 2.0 * np.matmul(v, np.matmul(v.T, gw)))
51     x_temp = w_temp - dxw
52     x_pre = x
53     x = x_temp
54     if WhetherBB:
55         g_pre = g
56     v, whetherkindex = instance.EigVecMethod(x, v)
57     g = instance.Grad(x)
58     if instance.Verbose:
59         if j % instance.ReportInterval == 0:
60             print("Iteration: " + str(j) + f"|| Norm of gradient: {np.linalg.norm(g):.6f}")
61     xnow = x.reshape(
62         -1,
63     )
64     if instance.SaveTrajectory:
65         x_record = np.append(x_record, x.reshape(1, instance.Dim), axis=0)
66     if np.linalg.norm(xnow - xini) > instance.SearchArea:
67         print("[WARNING] Iteration diverged: Search point exceeds feasible region. Skipping to
        next search.")
68         instance.flag = False
69         instance.DataBoundary = boundarytempsave
70         return
71     instance.DataBoundary = [[min(instance.DataBoundary[i][0], x[i, 0]), max(instance.
        DataBoundary[i][1], x[i, 0]),] for i in range(instance.Dim)]
72     gnorm_record.append(np.linalg.norm(g))
73     if np.linalg.norm(g) < instance.Tolerance:
74         if whetherkindex:
75             break
76         if j==1 or gnorm_record[-2]>=instance.Tolerance:
77             whetherk = CheckIndexk(instance, x, instance.SaddleIndex)
78             if whetherk:
79                 break
80     if instance.NesterovRestart is not None:
81         if j % instance.NesterovRestart == 0:
82             if instance.NesterovChoice == 2:
83                 NesterovTheta = 1
84                 NesterovTheta = (1 + (1 + 4 * NesterovTheta**2) ** (1 / 2)) / 2
85             elif instance.NesterovChoice == 1:
86                 plusbase = j
87     else:
88         ... # Standard/Heavy-ball iteration logic goes here
89
90 # Check for convergence and report results
91 if j == instance.MaxIter:
92     if gnorm_record[-1] >= instance.Tolerance:
93         print("[WARNING] Iteration not converged: Maximum iterations reached without convergence
        . Skipping to next search.")
94         instance.flag = False
95         instance.DataBoundary = boundarytempsave
96         return
97     negnum, zeronum, posnum, negvecs = FindIndex(instance, x)
98     if negnum+zeronum >= instance.SaddleIndex:
99         print("[Note] Due to eigenvalue approximation inaccuracies during iterations, "
100             "the search trajectory may reach a qualifying saddle point without triggering a report
        .")
101     else:
102         print("[WARNING] Iteration not converged: Maximum iterations reached without convergence
        . Skipping to next search.")
103         instance.flag = False
104         instance.DataBoundary = boundarytempsave
105         return
106     else:
107         negnum, zeronum, posnum, negvecs = FindIndex(instance, x)
108     if zeronum != 0:
109         print(f"[WARNING] Degenerate saddle point detected under precision tol={instance.
        PrecisionTol}: Hessian matrix may contain zero eigenvalue(s).")
110         print(f"Eigenvalue spectrum: negative={negnum}, zero={zeronum}, positive={posnum}. ")
111     else:
112         print(f"Non-degenerate saddle point identified: Morse index = {negnum} (number of negative
        eigenvalues).")
113     instance.finalindex = int(negnum)
114     instance.negvecs = negvecs
115     instance.IterNum = j
116     instance.x = x
117     instance.x_record = x_record
118     instance.timestep_record = np.array(timestep_record).reshape(-1, 1)

```

```

119 instance.timestep_record = np.cumsum(instance.timestep_record)
120 instance.gnorm_record = gnorm_record

```

**Listing 1: Implementation of the core iterative solver for HiSD, including selectable momentum acceleration.**

#### **SDIteration: For Searching Index-0 Saddle Points**

This function is a simplified version of `HiSDIteration` specifically for index-0 saddle points (minima), noting that no eigenvectors are used during iterations. It is based on gradient descent (optionally with acceleration algorithms) and does not require Hessian matrix information to separate eigen-directions (e.g., no need to compute eigenvectors), thereby significantly reducing unnecessary computations.

#### **4.4.5 Summary**

The implementation consists of preparatory modules for: (1) symbolic computation and automatic differentiation, (2) Hessian matrix processing, and (3) eigenvalue solving. These are integrated into the parameter validation program (`HiSDSolverCheckParam.py`) and the iterative search program (`HiSDIter.py`). The final integrated `HiSDSolver.py` serves as the core module for subsequent solution landscape construction.

### **4.5 Solution Landscape Construction `LandscapeRun.py`**

This program serves as the central orchestration module, responsible for constructing the solution landscape. All previous components are designed to achieve this objective. Given the program’s length, we will adopt a layered decomposition methodology.

#### **4.5.1 Preparation: Function `checkwhetherexist`**

```

1 def checkwhetherexist(instance, x, index):
2     """
3     Check if a saddle point already exists.
4     """
5     for i in range(len(instance.SaddleList)):
6         if instance.SameJudgementMethod(x, instance.SaddleList[i][1]) and (index == instance.
7             SaddleList[i][2]):
8             return True, i
9     return False, None

```

**Listing 2: Function for uniquely identifying saddle points using user-defined equivalence metrics to avoid duplicates.**

This function is used to distinguish distinct saddle points and merge duplicates during upward and downward searches.

#### **4.5.2 Core Code: Function `LandscapeRun`**

##### **Searching for an Index-`MaxIndex` Saddle Point from the Initial Point**

This part of the algorithm aims to find a saddle point, starting from the given initial point, having the highest possible index not exceeding `instance.MaxIndex`.

The found saddle point serves as the starting point for the downward search. The loop terminates immediately upon finding a suitable saddle point; otherwise, the procedure reports failure.

**Note:** As this function is also used in restart programs `RestartFromPoint` and `RestartFromSaddle`, additional requirements include:

- The point should satisfy the separation condition from existing saddle points (checked by `LandscapeRun`).
- For points deemed identical, the one with smaller gradient norm is kept.

These proximity checks are skipped during initial landscape construction when no saddle-point list exists.

```

1 def LandscapeRun(instance):
2     """
3     Do the downward search automatically of HiSD to construct the solution landscape
4     """
5     tempList = [] # Temporary list to hold intermediate saddle points
6     k = instance.MaxIndex
7     np.random.seed(1121)
8     # Searching for saddle points starting from MaxIndex
9     while k >= 0:
10         instance.calHiSD.SaddleIndex = k
11         if instance.InitialEigenvectors is not None:
12             instance.calHiSD.InitialEigenvectors = instance.InitialEigenvectors[:, 0:k]
13         ... # Formatted output
14         instance.calHiSD.run()
15         if instance.calHiSD.flag:
16             whetherinlist, smallestind = checkwhetherexist(instance, instance.calHiSD.x, instance.
17                 calHiSD.finalindex)
18             if whetherinlist:
19                 xold = instance.SaddleList[smallestind][1]
20                 xnew = instance.calHiSD.x
21                 gold = instance.calHiSD.Grad(xold)
22                 gnew = instance.calHiSD.Grad(xnew)
23                 if np.linalg.norm(gold) > np.linalg.norm(gnew):
24                     instance.SaddleList[smallestind][1] = instance.calHiSD.x
25                 if instance.Continue:
26                     tempList.append([instance.SaddleList[smallestind][0], instance.SaddleList[
27                         smallestind][1],
28                         instance.SaddleList[smallestind][2], instance.SaddleList[smallestind][3]])
29                 if instance.BeginID != -1 and (
30                     instance.BeginID not in instance.SaddleList[smallestind][4]
31                 ):
32                     instance.SaddleList[smallestind][4].append(instance.BeginID)
33                     if instance.SaveTrajectory:
34                         instance.DetailRecord.append([smallestind, instance.BeginID,
35                             instance.calHiSD.x_record, instance.calHiSD.timestep_record])
36                     else:
37                         instance.DetailRecord.append([smallestind, instance.BeginID])
38                     print("Search an existing saddle point.")
39                 else: # Save the saddle point and its information
40                     instance.SaddleList.append([instance.saddleind, instance.calHiSD.x,
41                         instance.calHiSD.finalindex, instance.calHiSD.negvecs, [instance.BeginID]])
42                     tempList.append([instance.saddleind, instance.calHiSD.x,
43                         instance.calHiSD.finalindex, instance.calHiSD.negvecs])
44                     if instance.SaveTrajectory:
45                         instance.DetailRecord.append([instance.saddleind, instance.BeginID,
46                             instance.calHiSD.x_record, instance.calHiSD.timestep_record])
47                     else:
48                         instance.DetailRecord.append([instance.saddleind, instance.BeginID])
49                     instance.saddleind = instance.saddleind + 1
50                 if instance.calHiSD.finalindex > instance.MaxIndex:
51                     instance.MaxIndex = instance.calHiSD.finalindex
52                     print("Warning! 'MaxIndex' updated due to a larger saddle point index.")
53                 break
54             k = k - 1
55         if k == -1:
56             raise RuntimeError("No more saddle points found in the search area!")

```

**Listing 3: Algorithm to locate the initial saddle point when beginning or restarting.** The routine attempts to find a saddle of the specified `MaxIndex` from the initial guess, iteratively decrementing the target index if convergence fails, to seed the solution landscape.

### Breadth-First Downward Search from High-index Saddle Points

The core strategy for locating index- $j$  ( $j < k$ ) saddle points from an index- $k$  saddle point involves the following steps:

1. **Direction Selection:** Select  $j$  unstable directions from the  $k$  available modes to form the maintained subspace. These unstable directions correspond to negative eigendirections of the Hessian in gradient systems, or positive real-part eigendirections of the Jacobian for non-gradient systems; note that our convention unifies these by treating the latter as negative directions of the 'Hessian'.

2. **Perturbation:** Apply perturbations to the coordinates of the current saddle point.
3. **Escape Mechanism:** Once the perturbation displaces the state from the equilibrium along the remaining  $k - j$  unstable directions:
  - The system forces drive the dynamics along these  $k - j$  directions.
  - Consequently,  $\mathbf{x}$  escapes the neighborhood of the current index- $k$  saddle.
  - The HiSD iterations then guide the evolution toward a target index- $j$  saddle point.

To optimize computational efficiency, the implementation distinguishes between general saddle point searches ( $j > 0$ ) and local minima searches ( $j = 0$ ):

- **For  $j > 0$  cases:**
  - Initialize the unstable subspace with a combination of  $j$  eigenvectors selected from the unstable modes (using either all combinatorial subsets or the most unstable modes).
  - Generate initial random perturbations (e.g., following a Uniform or Gaussian distribution).
  - Proceed with the standard HiSD search and update the data structures upon convergence.
- **For  $j = 0$  cases:**
  - The eigen-subspace analysis is omitted, and a direct gradient descent method is applied. This simplification maintains search effectiveness for local minima while significantly reducing computational costs.

**Note:** Considering the approximate symmetry of the solution landscape, we apply perturbations in opposite directions (i.e.,  $\pm \mathbf{p}$ ) to identify connected saddle points more comprehensively.

```

1  ... # continued from the preceding codes
2  while tempList:
3      tempsearchinitial = tempList.pop(0)
4      for j in range(tempsearchinitial[2] - 1,
5                     max(0, tempsearchinitial[2] - instance.MaxIndexGap) - 1, -1):
6          if j > 0:
7              # Try all combinations of eigenvectors
8              all_combinations = list(combinations(range(tempsearchinitial[2]), j))
9              for r in range(len(all_combinations)):
10                 if instance.EigenCombination == "min":
11                     if r != 0:
12                         continue
13                 instance.calHiSD.SaddleIndex = j
14                 instance.calHiSD.InitialEigenVectors = tempsearchinitial[3][:, all_combinations[r]]
15                 # Generate perturbations
16                 PerturbationList = []
17                 for p in range(instance.PerturbationNumber):
18                     pertemp = instance.PerMethod(instance.Dim, instance.PerturbationRadius)
19                     pertemp_projection=tempsearchinitial[3]@(tempsearchinitial[3].T@pertemp)
20                     pertemp_projection_normalized=instance.PerturbationRadius*pertemp_projection/np.
21                         clip(np.linalg.norm(pertemp_projection),1e-10,None)
22                     PerturbationList.append(pertemp_projection_normalized)
23                     PerturbationList.append(-pertemp_projection_normalized)
24                 for per in PerturbationList:
25                     instance.calHiSD.InitialPoint = tempsearchinitial[1] + per
26                     ... # Formatted output
27                     instance.calHiSD.run()
28                     if not instance.calHiSD.flag:
29                         continue
30                     whetherinlist, smallestind = checkwhetherexist(instance,
31                         instance.calHiSD.x, instance.calHiSD.finalindex)
32                     if instance.calHiSD.finalindex > j:
33                         print("Sorry! Because of the relaxed abort criteria, we find a saddle point with
34                             higher index.")
35                         continue
36                     if whetherinlist: # If the point is already in the list
37                         xold = instance.SaddleList[smallestind][1]
38                         xnew = instance.calHiSD.x

```

```

37         gold = instance.calHiSD.Grad(xold)
38         gnew = instance.calHiSD.Grad(xnew)
39         if np.linalg.norm(gold) > np.linalg.norm(gnew):
40             instance.SaddleList[smallestind][1] = instance.calHiSD.x
41         if (tempsearchinitial[0] not in instance.SaddleList[smallestind][4]):
42             instance.SaddleList[smallestind][4].append(tempsearchinitial[0])
43         if instance.SaveTrajectory:
44             instance.DetailRecord.append([smallestind, tempsearchinitial[0],
45                                         instance.calHiSD.x_record, instance.calHiSD.timestep_record])
46         else:
47             instance.DetailRecord.append([smallestind, tempsearchinitial[0]])
48     else: # Add the new saddle point
49         instance.SaddleList.append([instance.saddleind, instance.calHiSD.x,
50                                     instance.calHiSD.finalindex, instance.calHiSD.negvecs, [tempsearchinitial
51                                                 [0]]])
52         if instance.SaveTrajectory:
53             instance.DetailRecord.append([instance.saddleind, tempsearchinitial[0],
54                                         instance.calHiSD.x_record, instance.calHiSD.timestep_record])
55         else:
56             instance.DetailRecord.append([instance.saddleind, tempsearchinitial[0]])
57         tempList.append([instance.saddleind, instance.calHiSD.x,
58                         instance.calHiSD.finalindex, instance.calHiSD.negvecs])
59         instance.saddleind = instance.saddleind + 1
60     else:
61         ... # for index=0, no eigenvectors, perturbation only

```

**Listing 4: Implementation of the Breadth-First Search (BFS) logic for the systematic downward construction of the solution landscape.**

### Perturbation

As mentioned above, for downward searching, we invoke `Perturbation.py` to implement perturbation methods at saddle points (necessary for escaping current saddle points when searching for new ones from existing saddle points).

```

1  def gaussianper(Dim, PerturbationRadius):
2      """
3      Generate Gaussian-distributed random vector and normalize it.
4      """
5      v = np.random.randn(Dim)
6      v_normalized = PerturbationRadius * v / np.clip(np.linalg.norm(v), 1e-10, None)
7      return v_normalized.reshape(-1, 1)
8
9
10 def uniformper(Dim, PerturbationRadius):
11     """
12     Generate uniform-distributed random vector and normalize it.
13     """
14     v = np.random.uniform(-1, 1, Dim)
15     v_normalized = PerturbationRadius * v / np.clip(np.linalg.norm(v), 1e-10, None)
16     return v_normalized.reshape(-1, 1)
17
18 ... # Called in the core loop.
19 pertemp = instance.PerMethod(instance.Dim, instance.PerturbationRadius)
20 pertemp_projection = tempsearchinitial[3] @ (tempsearchinitial[3].T @ pertemp)
21 pertemp_projection_normalized = instance.PerturbationRadius * pertemp_projection / np.clip(np.
22     linalg.norm(pertemp_projection), 1e-10, None)
23 PerturbationList.append(pertemp_projection_normalized)
24 PerturbationList.append(-pertemp_projection_normalized)
25 ...

```

**Listing 5: Generation of normalized random perturbations to initiate escape from critical points along unstable directions.**

### Restart with Upward Search

We can construct the complete solution landscape using upward search. There are two choices:

- The restart function `RestartFromPoint` for re-solving with new initial points.
- The function `RestartFromSaddle`, which continues solving from an existing saddle point in the solution landscape (note that a small random perturbation is needed when restarting to escape from the saddle point).

```

1 class Landscape:
2     ... # other methods
3
4     def RestartFromPoint(self, RestartPoint, MaxIndex):
5         """
6         Restart the landscape process.
7         """
8         RestartPoint = np.array(RestartPoint).reshape(-1, 1)
9         self.calHiSD.InitialPoint = RestartPoint
10        self.InitialPoint = RestartPoint
11        historyMaxIndex = self.MaxIndex
12        self.MaxIndex = MaxIndex
13        self.BeginID = -1
14        self.Continue = True
15        LandscapeRun(self)
16        self.Continue = False
17        self.MaxIndex = historyMaxIndex
18
19    def RestartFromSaddle(self, BeginID, Perturbation, MaxIndex):
20        """
21        Run the landscape process.
22        """
23        if BeginID >= len(self.SaddleList):
24            raise ValueError("Invalid saddle ID")
25        RestartPoint = self.SaddleList[BeginID][1] + np.array(Perturbation).reshape(
26            -1, 1
27        )
28        self.calHiSD.InitialPoint = RestartPoint
29        self.InitialPoint = RestartPoint
30        historyMaxIndex = self.MaxIndex
31        self.MaxIndex = MaxIndex
32        self.BeginID = BeginID
33        self.Continue = True
34        LandscapeRun(self)
35        self.Continue = False
36        self.MaxIndex = historyMaxIndex

```

**Listing 6:** Methods for restarting the landscape construction from a specific point or an existing saddle.

## 4.6 Data Processing Module

This module handles the saving and visualization of search results. As it primarily involves post-processing rather than numerical computation, we omit the code details and focus on the main workflow. Implementation details can be found in the GitHub repository.

### 4.6.1 Search Trajectory Plotting Program `Trajectory.py`

This program visualizes search trajectories with different approaches for varying data dimensions:

- High-dimensional data: Use user-defined projection to 2D.
- 2D data: Generate grid points to compute energy values, plot contour lines (contour/contourf), mark saddle points with colors according to their indices, and draw search trajectories (detailed or straight-line connections).
- 1D data: Plot function curves, mark saddle point positions, and connect relevant saddle points with straight lines.

### 4.6.2 Solution Landscape Plotting Program `Connection.py`

This program generates topological connection diagrams of solution landscapes through these steps:

1. Configure plot parameters.

2. Construct graph structure.
3. Calculate node coordinates (for plotting).
4. Draw elements: Nodes from high to low Morse index (ensuring higher nodes appear above), dynamic node sizing, and edges.
5. Add node labels and adjustments.

#### 4.6.3 Data Saving Program `Save.py`

This program saves the SaddleList data from instance objects in specified formats, including JSON (.json), MATLAB (.mat), and Python Pickle (.pkl) formats. It extracts each saddle point's ID, position, Morse index, and parent nodes. The serialization is dispatched according to the user-selected output format.

## 5 Gallery

In this section, we present four examples that demonstrate the capabilities of our implementation.

### 5.1 Butterfly Function

This example features a system whose energy heatmap resembles a butterfly. The energy function is given by

$$E(x, y) = x^4 - 1.5x^2y^2 + y^4 - 2y^3 + y^2 + x^2y - 2x^2.$$

First, we initialize the package by importing the `Landscape` class.

```

1 import sys
2 import os
3 sys.path.append(os.path.abspath(os.path.join(os.getcwd(), '..', 'saddlescape-1.0')))
4 from saddlescape import Landscape
5 import numpy as np
6 # import packages needed

```

**Listing 7: Importing necessary libraries and the main `Landscape` class.**

We then define the symbolic energy function and initialize the parameters.

```

1 # given energy function
2 energyfunction = 'x1**4 - 1.5*x1**2*x2**2 + x2**4 - 2*x2**3 + x2**2 + x1**2*x2 - 2*x1**2'
3 # parameter initialization
4 x0 = np.array([0.1, 0.1]) # initial point
5 dt = 1e-2 # time step
6 k = 2 # the maximum index of saddle point
7 acceme = 'none'
8 maxiter = 10000 # max iter

```

**Listing 8: Definition of the symbolic energy function and initialization of system parameters.**

Next, we instantiate the solver and execute the `Run` method to construct the solution landscape.

```

1 MyLandscape = Landscape(MaxIndex=k, AutoDiff=True, EnergyFunction=energyfunction, EigenMethod=
    'euler', EigenMaxIter=1, InitialPoint=x0, TimeStep=dt, Acceleration=acceme, MaxIter=
    maxiter, EigenCombination='all', PerturbationNumber=1, PerturbationRadius=1e-2, Verbose=
    True, ReportInterval=100)
2 # Instantiation
3 MyLandscape.Run()
4 # Calculate

```

**Listing 9: Instantiation of the solver and execution of the solution landscape construction.**

Partial output is shown below:

```

1 HiSD Solver Configuration:
2 -----
3 [HiSD] Current parameters (initialized):
4 [Config Sync] 'Dim' parameter auto-adjusted to 2 based on 'InitialPoint' dimensionality.
5 Parameter 'NumericalGrad' not specified - using default value False.
6 Using 'EnergyFunction' instead of 'Grad' - enabling auto-differentiation mode.
7 Parameter 'Momentum' not specified - using default value 0.0.
8 Parameter 'BBStep' not specified - using default value False.
9 Parameter 'DimerLength' not specified - using default value 1e-05.
10 Parameter 'Tolerance' not specified - using default value 1e-06.
11 Parameter 'NesterovChoice' not specified - using default value 1.
12 Parameter 'SearchArea' not specified - using default value 1000.0.
13
14 ... # more parameter checks
15
16 Gradient system detected. Activating HiSD algorithm.
17
18 Landscape Configuration:
19 -----
20 [Landscape] Current parameters (initialized):
21 Parameter 'SameJudgementMethod' not specified - using default value <function
    LandscapeCheckParam.<locals>.<lambda> at 0x000002EBD1A2F240>.
22 Parameter 'PerturbationMethod' not specified - using default value uniform.
23 Parameter 'InitialEigenVectors' not specified - using default value None.
24 Parameter 'SaveTrajectory' not specified - using default value True.
25 Parameter 'MaxIndexGap' not specified - using default value 1.
26
27 Start running:
28 -----
29
30 From initial point search index-2:
31 -----
32
33 Iteration: 100|| Norm of gradient: 0.176823
34 Iteration: 200|| Norm of gradient: 0.084819
35 ...
36 Iteration: 1200|| Norm of gradient: 0.000004
37 Iteration: 1300|| Norm of gradient: 0.000001
38 Non-degenerate saddle point identified: Morse index =2 (number of negative eigenvalues).
39
40 From saddle point (index-2, ID-0) search index-1:
41 -----
42
43 Iteration: 100|| Norm of gradient: 0.023111
44 Iteration: 200|| Norm of gradient: 0.061258
45 ...
46 Iteration: 900|| Norm of gradient: 0.000024
47 Iteration: 1000|| Norm of gradient: 0.000003
48 Non-degenerate saddle point identified: Morse index =1 (number of negative eigenvalues).
49
50 ... # more log messages during searches

```

**Listing 10: Representative console output demonstrating initialization and iteration progress.**

After the searches, the data can be used for various kinds of post-processing. For instance, we draw the search trajectory.

```

1 MyLandscape.DrawTrajectory(ContourGridNum=100, ContourGridOut=25, DetailedTraj=True)
2 # Draw the search path.

```

**Listing 11: Command for visualizing the search trajectory.**

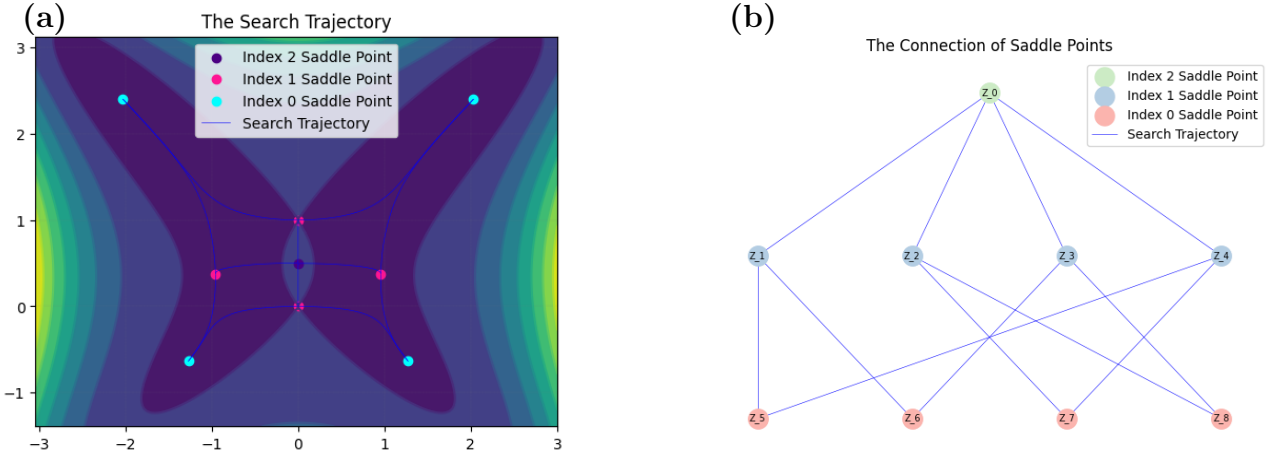
Also, drawing the solution landscape and saving the data are supported.

```

1 MyLandscape.DrawConnection()
2 MyLandscape.Save('output/Ex_Butterfly')
3 # Save the data

```

**Listing 12: Commands for visualizing the connectivity graph and saving results.**



**Figure 2: Solution landscape reconstruction for the Butterfly potential energy surface.** (a) 2D projection of search trajectories initiated from  $\mathbf{x}_0 = (0.1, 0.1)$ . (b) The solution landscape illustrating the connectivity between the index-2 (maximum), index-1 (transition states), and index-0 (minima) saddles.

Moreover, an animated image of the search can also be generated through specific post-processing. The details can be found at

[https://github.com/HiSDpackage/saddlescape/blob/main/\\_Examples/Ex\\_1\\_Butterfly.ipynb](https://github.com/HiSDpackage/saddlescape/blob/main/_Examples/Ex_1_Butterfly.ipynb).

The final output is provided as supplementary material and can be accessed at

[https://github.com/HiSDpackage/saddlescape/blob/main/\\_Examples/output/Ex\\_Butterfly.mp4](https://github.com/HiSDpackage/saddlescape/blob/main/_Examples/output/Ex_Butterfly.mp4).

## 5.2 Müller-Brown Potential

In this example, we demonstrate how to restart the algorithm to obtain a complete solution landscape via an upward search.

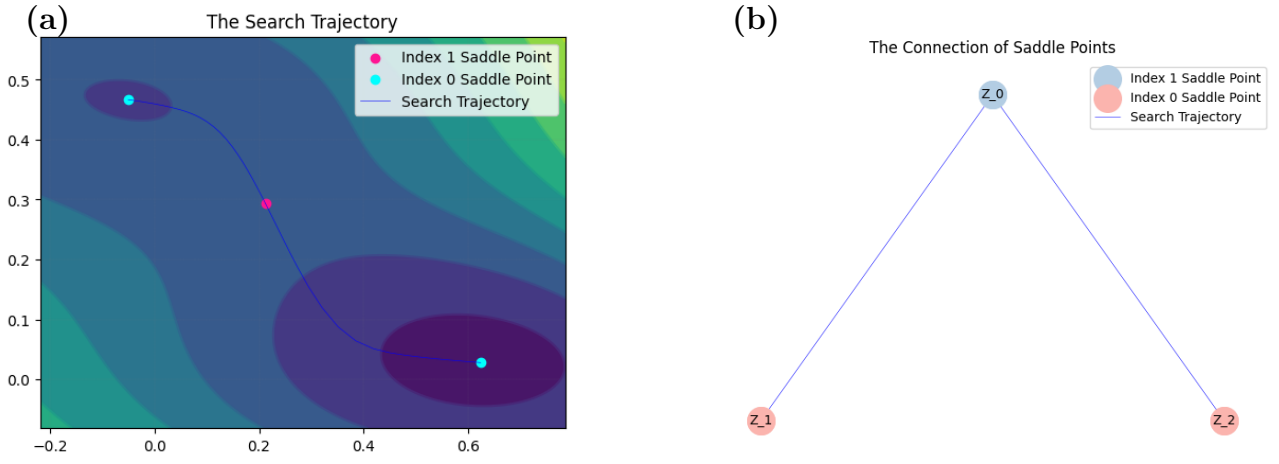
We define the Müller-Brown potential as a linear combination of Gaussian potentials:

$$E_{MB}(x, y) = \sum_{i=1}^4 A_i \exp[a_i(x - \bar{x}_i)^2 + b_i(x - \bar{x}_i)(y - \bar{y}_i) + c_i(y - \bar{y}_i)^2].$$

The parameters are set as follows:

$$\begin{aligned} A &= [-200, -100, -170, 15], \\ a &= [-1, -1, -6.5, 0.7], \quad b = [0, 0, 11, 0.6], \quad c = [-10, -10, -6.5, 0.7], \\ \bar{x} &= [1, 0, -0.5, -1], \quad \bar{y} = [0, 0.5, 1.5, 1]. \end{aligned}$$

Similar to the first example, we initialize the solver (here starting from  $(0.15, 0.25)$ ), search for saddle points, and then draw the search trajectory and the solution landscape.



**Figure 3: Preliminary exploration of the Müller-Brown potential landscape.** The graphs (a) and (b) show an incomplete set of critical points and connections obtained from a single initial search pass, highlighting the need for iterative restart.

However, the Müller-Brown potential features a multimodal distribution, making the initial search incomplete. Therefore, we restart the search from a local minimum:

```
1 MyLandscape.RestartFromSaddle(1, -np.array([[ -0.01], [0]]), 1)
2 # restart the search using an upward search
```

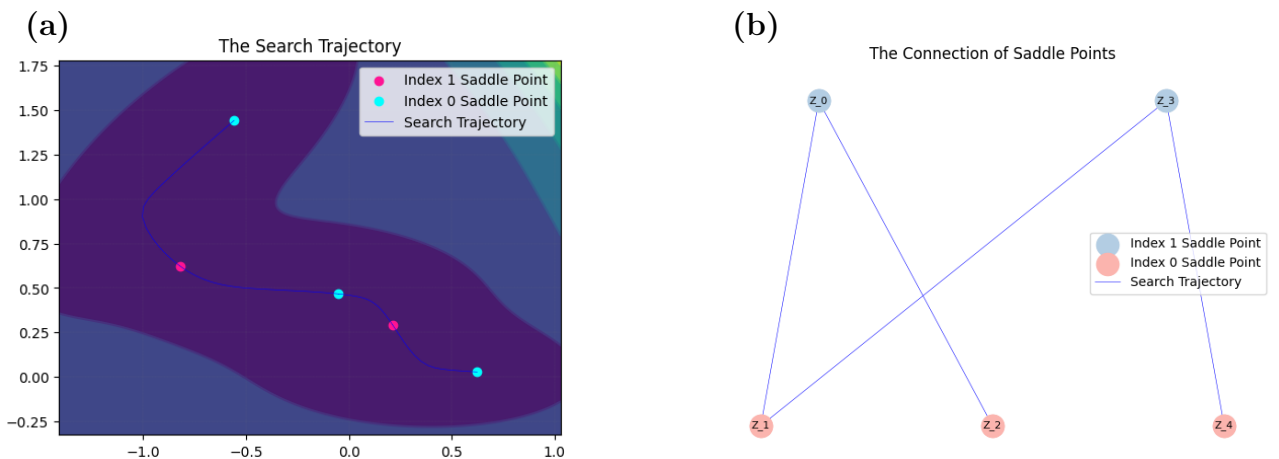
**Listing 13: Restarting the search from a specific saddle point to expand the landscape via upward search.**

Also, we draw figures to analyze and save the data.

```
1 MyLandscape.DrawTrajectory(ContourGridNum=100, ContourGridOut=25, DetailedTraj=True)
2 # Draw the search path.
3 MyLandscape.DrawConnection()
4 MyLandscape.Save('output/Ex_MBP', 'pickle')
5 # Save the data
```

**Listing 14: Post-processing commands for visualization and data storage.**

Now, we obtain a complete solution landscape.



**Figure 4: The complete solution landscape of the Müller-Brown potential.** These comprehensive graphs (a) and (b) are obtained by restarting the search algorithm from the local minima identified in the preliminary phase (Figure 3), successfully recovering the global topology.

### 5.3 Cubic Function

In this case, we demonstrate how to visualize search trajectories via projection, using a system with the energy function

$$E(x) = \sum_{j=1}^n j(x_j^2 - 1)^2.$$

All saddle points are located at the vertices, face centers, and body center of an  $n$ -dimensional hypercube.

In particular, for  $n = 3$ , there are 27 saddle points

$$(a, b, c), \quad \text{where } a, b, c \in \{-1, 0, 1\},$$

which are the vertices, face centers, and body center of the cube.

We proceed as in the previous examples. Since the system is 3D, we define a projection function to visualize the trajectory.

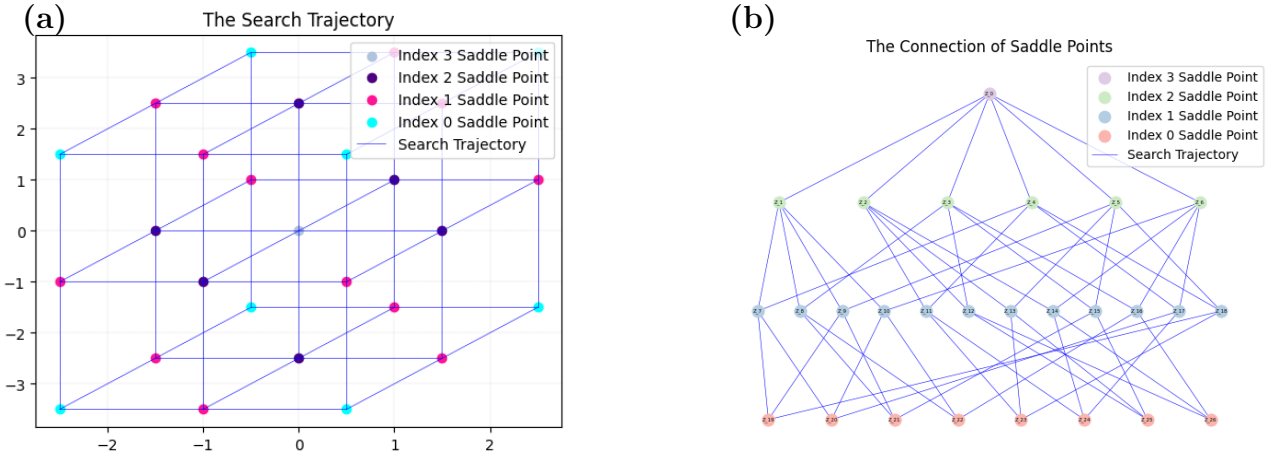
```
1 def proj_func(input):
2     output = np.hstack((1.0 * input[:, [0]] + 1.5 * input[:, [1]], 1.0 * input[:, [0]] + 2.5 *
3                          input[:, [2]]))
4     return output
```

**Listing 15: Definition of a projection function mapping 3D coordinates to 2D for visualization.**

Then we can draw the search trajectory via projection and the solution landscape.

```
1 MyLandscape.DrawTrajectory(ContourGridNum=100, ContourGridOut=25, Projection=proj_func)
2 # Draw the search path.
3 MyLandscape.DrawConnection()
4 MyLandscape.Save('output/Ex_Cubic', 'mat')
5 # Save the data
```

**Listing 16: Commands to generate projected trajectory plots and the solution landscape for the cubic system.**



**Figure 5: Visualization of the 3D Cubic function landscape ( $n = 3$ ). (a) Search trajectories projected onto a 2D plane using a linear combination of coordinates. (b) The fully connected solution landscape, exhibiting the symmetric structure characteristic of the hypercube vertices and face centers.**

### 5.4 Phase Field Model

In this example, we construct the solution landscape of a functional system. Specifically, we consider a 2D phase-field model:

$$E(\phi) = \int_{\Omega} \left( \frac{\kappa}{2} |\nabla \phi|^2 + \frac{1}{4} (1 - \phi^2)^2 \right) dx.$$

The Allen-Cahn equation is

$$\dot{\phi} = \kappa \Delta \phi + \phi - \phi^3.$$

We consider  $\Omega = [0, 1]^2$  with periodic boundary conditions and discretize the domain using a finite difference scheme on a  $64 \times 64$  grid. The spatial derivatives are approximated using central finite differences implemented via convolution kernels.

```

1 from scipy.ndimage import convolve
2
3 def gradient_PF(x, opt):
4     kappa = opt['kappa']
5     n2 = len(x)
6     n = int(np.sqrt(n2))
7     phi = x.reshape(n, n)
8     h = opt['h']
9     D2 = np.array([[0, 1, 0], [1, -4, 1], [0, 1, 0]]) / h**2
10    conv_term = convolve(phi, D2, mode='wrap')
11    F = -(kappa * conv_term + phi - phi**3)
12    return F.reshape(n2, 1)

```

**Listing 17: Implementation of the discrete gradient flow for the phase-field model using finite difference approximations.**

To account for periodic boundary conditions, we define an equivalence predicate with translational invariance.

```

1 def SameSaddle(x, y):
2     n = 64
3     A = x.reshape(n, n)
4     B = y.reshape(n, n)
5     epsilon = 0.05
6     row_indices = np.array([(np.arange(n) - dx) % n for dx in range(n)])
7     col_indices = np.array([(np.arange(n) - dy) % n for dy in range(n)])
8     row_shifted = np.zeros((n, n, n), dtype=B.dtype)
9     for dx in range(n):
10        row_shifted[dx] = B[row_indices[dx], :]
11    for dx in range(n):
12        for dy in range(n):
13            shifted_B = row_shifted[dx][:, col_indices[dy]]
14            max_diff = np.max(np.abs(A - shifted_B))
15            if max_diff <= epsilon:
16                return True
17    return False

```

**Listing 18: Saddle point equivalence check using a spatial translation approach for periodic boundary conditions.**

Alternatively, one can also use normalized cross-correlation computed via the Fast Fourier Transform (FFT) algorithm to define a translation-invariant equivalence predicate.

```

1 from numpy.fft import fft2, ifft2
2
3 def SameSaddle(x, y):
4     n = 64
5     A = x.reshape(n, n)
6     B = y.reshape(n, n)
7     # 2D Fourier transform
8     fft_A = fft2(A)
9     fft_B = fft2(B)
10    cross_corr_spectrum = np.conj(fft_A) * fft_B
11    real_space_corr = np.real(ifft2(cross_corr_spectrum))
12    max_corr = np.max(real_space_corr)
13    norm_factor = np.sum(A**2)
14    if norm_factor < 1e-7:
15        return np.sum(B**2) < 1e-7
16    normalized_max_corr = max_corr / norm_factor
17    if normalized_max_corr > 0.99:
18        return True
19    return False

```

**Listing 19: Saddle point equivalence check using FFT algorithm to handle periodic shifts.**

We focus on the system with  $\kappa = 0.02$ .

```

1 N = 64
2 opt = {'kappa': 0.02, 'N': N, 'h': 1/N,}
3 GradFunc = lambda x: gradient_PF(x, opt)

```

**Listing 20: Configuration of phase-field system parameters and the gradient function.**

We initialize the solver and solve the system.

```

1 # parameter initialization
2 x0 = np.array([0 for i in range(N**2)]) # initial point
3 dt = 1e-3 # time step
4 k = 5
5 acceme = 'nesterov'
6 neschoice = 1
7 nesres = 200
8 mom = 0.8
9 maxiter = 2000 # max iter
10
11 MyLandscape = Landscape(MaxIndex=k, AutoDiff=False, Grad=GradFunc, DimerLength=1e-3,
12                          HessianDimerLength=1e-3, EigenStepSize=1e-7, InitialPoint=x0, TimeStep=dt, Acceleration=
13                          acceme, SearchArea=1e4, SymmetryCheck=False, Tolerance=1e-4, MaxIndexGap=3,
14                          EigenCombination='min', BBStep=True, NesterovChoice=neschoice, NesterovRestart=nesres,
15                          Momentum=mom, MaxIter=maxiter, Verbose=True, ReportInterval=10, EigenMaxIter=2,
16                          PerturbationNumber=2, EigvecUnified=True, SaveTrajectory=False, SameJudgementMethod=
17                          SameSaddle, PerturbationRadius=5.0)
18
19 # Instantiation
20 MyLandscape.Run()
21
22 # Calculate

```

**Listing 21: Initialization and execution of the HiSD solver for the phase-field model.**

We can draw the solution landscape and save the data.

```

1 MyLandscape.DrawConnection()
2 MyLandscape.Save('output/Ex_PhaseField', 'mat')
3 # Save the data

```

**Listing 22: Commands for saving and plotting the phase-field landscape results.**

The saddle points, representing functions, can be visualized via post-processing:

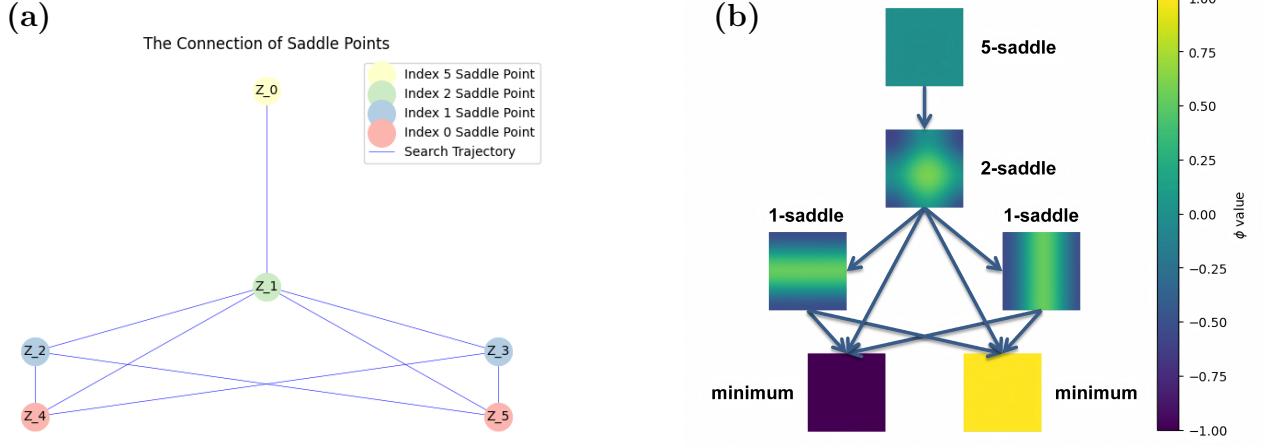
```

1 import matplotlib.pyplot as plt
2 from scipy.interpolate import griddata
3
4 def plot_phi_heatmap(phi_vector, N):
5     if len(phi_vector) != N * N:
6         raise ValueError(f"Input shape must be {N * N}, but got {len(phi_vector)}")
7     h=1/N
8     x = np.linspace(h/2, 1-h/2, N)
9     y = np.linspace(h/2, 1-h/2, N)
10    X, Y = np.meshgrid(x, y)
11    phi = phi_vector.reshape((N, N))
12    grid_x, grid_y = np.mgrid[0:1:N*10j, 0:1:N*10j]
13    grid_phi = griddata((X.flatten(), Y.flatten()), phi.flatten(), (grid_x, grid_y), method='
14    cubic')
15
16    # Draw heatmap
17    plt.figure(figsize=(8, 6))
18    plt.imshow(grid_phi, extent=(0, 1, 0, 1), origin='lower', cmap='viridis', vmin=-1, vmax=1)
19    plt.colorbar(label='$\phi$ value')
20    plt.title('phase field $\phi$ heatmap')
21    plt.xlabel('x')
22    plt.ylabel('y')
23    plt.show()
24
25 for i in range(len(MyLandscape.SaddleList)):
26     plot_phi_heatmap(MyLandscape.SaddleList[i][1], N)

```

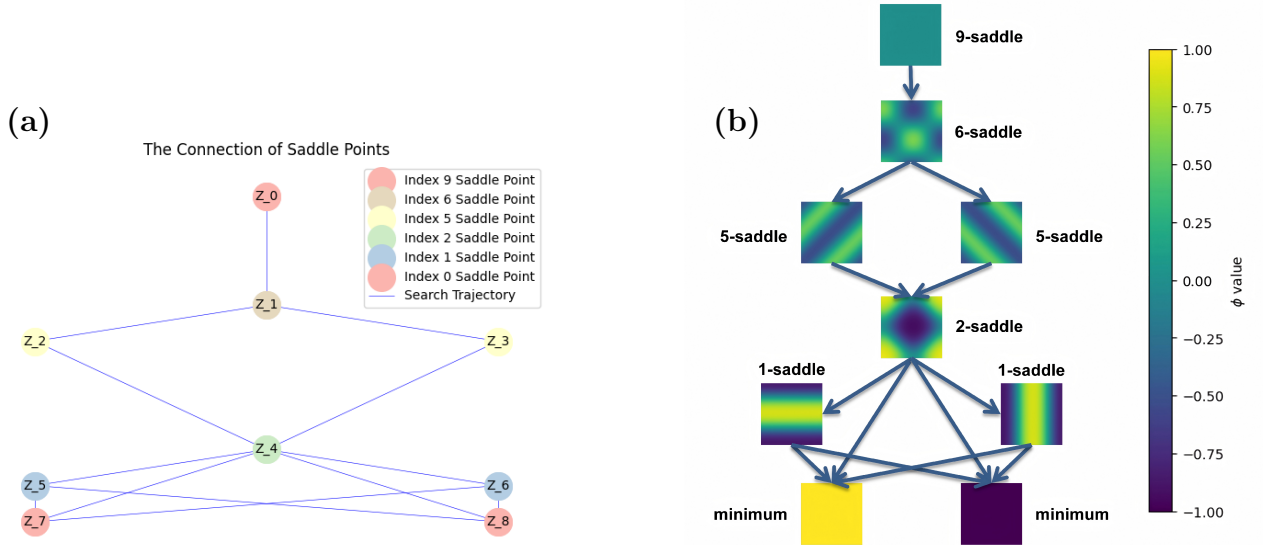
**Listing 23: Helper function to visualize the spatial phase field configuration  $\phi(x)$  as a heatmap.**

By visualizing saddle-point phase fields alongside the solution landscape, we illustrate their correspondence.



**Figure 6: Computed solution landscape for the phase-field model with interaction parameter  $\kappa = 0.02$ .** (a) The solution landscape. (b) Inset images visualize the spatial phase configurations  $\phi(\mathbf{x})$  corresponding to selected saddle points.

Moreover, for a system with  $\kappa = 0.01$  that possesses a more complex solution landscape, we can initially employ the fast BB step size combined with Nesterov acceleration to obtain an incomplete solution landscape with high efficiency. Subsequently, we restart the search using a fixed small step size to search locally and construct the complete solution landscape. This two-stage strategy, i.e., accelerated search followed by refined exploration, effectively balances computational efficiency and solution accuracy. The final solution landscape obtained through this approach is presented as follows:



**Figure 7: Complexity increase in the solution landscape for the phase-field model at  $\kappa = 0.01$ .** The reduced parameter value leads to a proliferation of metastable states and high-index saddles compared to the  $\kappa = 0.02$  case.

## 6 Conclusion and Future Work

### 6.1 Conclusion

The software package **SaddleScape V1.0** introduces a unified computational framework for exploring solution landscapes through advanced saddle dynamics algorithms, namely HiSD and its vari-

ants. Designed to balance accessibility and flexibility, the package enables both novice users and domain experts to analyze complex systems and construct solution landscapes with minimal effort. Key achievements of the package include:

- **Automated Solution Landscape Construction:** A systematic, hierarchical, and largely automated procedure for constructing solution landscapes, based on downward and upward searches, randomized perturbations, and a BFS strategy with FIFO queue scheduling. This replaces the traditional practice of manually designing separate searches for each connection between saddle points.
- **Unified Framework and Generalized Input Support:** A unified implementation of HiSD and its variants (such as GHiSD for non-gradient systems and AHiSD with momentum acceleration) within a single interface. The package is compatible with both gradient and non-gradient systems via analytical expressions or Python callables, including functional systems after spatial discretization, with default parameters provided to reduce user intervention.
- **Flexible and Efficient Numerical Implementations:** Decoupled numerical modules (e.g., `AnaCal`, `HessianMatrix`, `EigMethod`) allow users to customize gradient evaluation, Hessian/Jacobian operators, eigenvalue solvers, and step-size or acceleration strategies. Symbolic computation, automatic differentiation, and matrix-free Hessian/Jacobian-vector products based on dimer-type finite differences are integrated with efficient vectorized linear-algebra routines to enhance robustness and computational efficiency, particularly for high-dimensional problems.
- **Landscape-level Control, Modularity, and Usability:** Users can configure system definitions, solver parameters, maximum index, perturbation strategies, and equivalence criteria for identifying distinct saddles, as well as restart procedures from existing saddles or new initial points, thereby refining or extending a partially constructed landscape. The package is organized into modular components for parameter checking, derivative handling, eigenvalue computation, iterative saddle dynamics solvers, and solution landscape construction. Default values are provided for many parameters, lowering the barrier for new users while still allowing advanced users to fine-tune numerical details and experiment with more advanced algorithms by replacing the corresponding modules.
- **Integrated Postprocessing, Visualization, and Data Export:** Automated workflows for search trajectory visualization, solution landscape construction, and data export in multiple formats (JSON, MATLAB, and Python Pickle) provide an intuitive understanding of both the search process and the resulting solution landscape, and facilitate downstream analysis and integration with other computational tools.

By abstracting numerical and algorithmic complexities into intuitive interfaces and automated workflows, **SaddleScape V1.0** bridges theoretical saddle dynamics with practical applications in areas such as condensed matter physics, materials science, biophysical modeling, and nonlinear dynamics, enabling researchers to focus on domain-specific insights rather than implementation details.

## 6.2 Future Work

To advance the **SaddleScape** package, several directions merit further exploration. On the algorithmic side, a natural extension is to integrate constrained variants such as CHiSD [43], data-driven formulations based on surrogate models [17, 58], and infinite-dimensional extensions such as Functional HiSD [61]. Another important direction is developing parallel HiSD algorithms by leveraging distributed computing frameworks to construct solution landscapes of high-dimensional complex systems more efficiently.

From a technical perspective, GPU-accelerated linear algebra and sparse matrix operations can be used for large-scale problems, and it is desirable to extend automatic differentiation support to stochastic and implicit dynamical systems. In terms of usability, future work includes the development

of a graphical user interface (GUI) and tighter integration with Jupyter Notebooks, together with collaborative platforms for sharing pre-configured workflows and user-contributed modules.

Finally, there is substantial potential for interdisciplinary applications. Promising targets include materials science (e.g., phase transitions), biochemistry (e.g., protein folding), and machine learning (e.g., loss landscape analysis). In this context, inverse-design frameworks provide an important route for experimental validation, by first specifying desired macroscopic properties or target configurations and then using optimization or learning-based algorithms on the solution landscape to identify candidate system parameters that can subsequently be realized and tested in the laboratory.

The **SaddleScape** package will continue to evolve as an open-source platform, fostering collaboration between computational mathematics and applied sciences. Its modular design and community-driven development aim to establish it as a cornerstone toolkit for solution landscape exploration across disciplines.

## 7 Acknowledgments

We are grateful to Prof. Pingwen Zhang and Prof. Jianyuan Yin for their contributions to the HiSD algorithm. We would also like to acknowledge Dr. Bing Yu, Dr. Yue Luo, Prof. Xiangcheng Zheng, Dr. Baoming Shi, Yuankai Liu, and Haoran Wang for their significant contributions to the promotion and practical implementation of the algorithm.

## 8 Funding

This work was supported by the National Natural Science Foundation of China (No. 12225102, T2321001, and 12288101), the National Key Research and Development Program of China 2024YFA0919500, JR25003, and the Beijing Outstanding Young Scientist Program (No. JWZQ20240101027).

## 9 Code Availability

The source code can be found at the repository <https://github.com/HiSDpackage/saddlescape>. The introductory website of the package is available at <https://hisdpackage.github.io/saddlescape>.

## References

- [1] J. BAKER, *An algorithm for the location of transition states*, Journal of Computational Chemistry, 7 (1986), pp. 385–395.
- [2] J. BARZILAI AND J. M. BORWEIN, *Two-point step size gradient methods*, IMA Journal of Numerical Analysis, 8 (1988), pp. 141–148.
- [3] C. CHEN AND Z. XIE, *Search extension method for multiple solutions of a nonlinear problem*, Computers & Mathematics with Applications, 47 (2004), pp. 327–343.
- [4] H. CHEN, S. KANDASAMY, S. ORSZAG, R. SHOCK, S. SUCCI, AND V. YAKHOT, *Extended boltzmann kinetic equation for turbulent flows*, Science, 301 (2003), pp. 633–636.
- [5] W. W. CHEN, M. NIEPEL, AND P. K. SORGER, *Classic and contemporary approaches to modeling biochemical reactions*, Genes & Development, 24 (2010), pp. 1861–1875.
- [6] X. CHENG, L. LIN, W. E, P. ZHANG, AND A.-C. SHI, *Nucleation of ordered phases in block copolymers*, Physical Review Letters, 104 (2010), p. 148301.
- [7] R. DAS AND D. J. WALES, *Energy landscapes for a machine-learning prediction of patient discharge*, Physical Review E, 93 (2016), p. 063310.

- [8] F. DRAXLER, K. VESCHGINI, M. SALMHOFER, AND F. HAMPRECHT, *Essentially no barriers in neural network energy landscape*, in Proceedings of the 35th International Conference on Machine Learning, vol. 80 of PMLR, Jul 2018, pp. 1309–1318.
- [9] W. E, C. MA, AND L. WU, *A comparative analysis of optimization and generalization properties of two-layer neural network and random feature models under gradient descent dynamics*, Science China Mathematics, 63 (2020), pp. 1235–1258.
- [10] P. E. FARRELL, A. BIRKISSON, AND S. W. FUNKE, *Deflation techniques for finding distinct solutions of nonlinear partial differential equations*, SIAM Journal on Scientific Computing, 37 (2015), pp. A2026–A2045.
- [11] Y. HAN, J. HARRIS, A. MAJUMDAR, AND L. ZHANG, *Elastic anisotropy in the reduced landau-de gennes model*, Proceedings of the Royal Society A: Mathematical, Physical and Engineering Sciences, 478 (2022), p. 20210966.
- [12] Y. HAN, J. YIN, Y. HU, A. MAJUMDAR, AND L. ZHANG, *Solution landscapes of the simplified ericksen-leslie model and its comparison with the reduced landau-de gennes model*, Proceedings of the Royal Society A-mathematical Physical and Engineering Science, 477 (2021), p. 20210458.
- [13] Y. HAN, J. YIN, P. ZHANG, A. MAJUMDAR, AND L. ZHANG, *Solution landscape of a reduced Landau–de Gennes model on a hexagon*, Nonlinearity, 34 (2021), pp. 2048–2069.
- [14] A. HEYDEN, A. T. BELL, AND F. J. KEIL, *Efficient methods for finding transition states in chemical reactions: comparison of improved dimer method and partitioned rational function optimization method*, The Journal of Chemical Physics, 123 (2005), p. 224101.
- [15] D. T. LEESON, F. GAI, H. M. RODRIGUEZ, L. M. GREGORET, AND R. B. DYER, *Protein folding and unfolding on a complex energy landscape*, Proceedings of the National Academy of Sciences, 97 (2000), pp. 2527–2532.
- [16] L. LI, B. YU, P. GAO, J. LV, L. ZHANG, Y. WANG, AND Y. MA, *Representing crystal potential energy surfaces via a stationary-point network*, Acta Materialia, 281 (2024), p. 120403.
- [17] Y. LIU, L. ZHANG, AND J. ZHAO, *Neural network-based high-index saddle dynamics method for searching saddle points and solution landscape*. arXiv:2411.16200, 2024.
- [18] Y. LUO, L. ZHANG, P. ZHANG, Z. ZHANG, AND X. ZHENG, *Semi-implicit method of high-index saddle dynamics and application to construct solution landscape*, Numerical Methods for Partial Differential Equations, 40 (2024), p. e23123.
- [19] Y. LUO, L. ZHANG, AND X. ZHENG, *Accelerated high-index saddle dynamics method for searching high-index saddle points*, Journal of Scientific Computing, 102 (2025), p. 31.
- [20] Y. LUO, X. ZHENG, X. CHENG, AND L. ZHANG, *Convergence analysis of discrete high-index saddle dynamics*, SIAM Journal on Numerical Analysis, 60 (2022), pp. 2731–2750.
- [21] F. MALLAMACE, C. CORSARO, D. MALLAMACE, S. VASI, C. VASI, P. BAGLIONI, S. V. BULDYREV, S.-H. CHEN, AND H. E. STANLEY, *Energy landscape in protein folding and unfolding*, Proceedings of the National Academy of Sciences, 113 (2016), pp. 3159–3163.
- [22] D. MEHTA, *Finding all the stationary points of a potential-energy landscape via numerical polynomial-homotopy-continuation method*, Physical Review E, 84 (2011), p. 025702.
- [23] S. MIAO, L. ZHANG, P. ZHANG, AND X. ZHENG, *Construction and analysis for orthonormalized runge-kutta schemes of high-index saddle dynamics*, Communications in Nonlinear Science and Numerical Simulation, 145 (2025), p. 108731.

- [24] J. MILNOR, *Morse Theory. (AM-51), Volume 51*, Princeton University Press, Princeton, 1963.
- [25] Q. NIE, L. QIAO, Y. QIU, L. ZHANG, AND W. ZHAO, *Noise control and utility: From regulatory network to spatial patterning*, Science China Mathematics, 63 (2020), pp. 425–440.
- [26] J. N. ONUCHIC, Z. LUTHEY-SCHULTEN, AND P. G. WOLYNES, *Theory of protein folding: The energy landscape perspective*, Annual Review of Physical Chemistry, 48 (1997), pp. 545–600.
- [27] L. QIAO, W. ZHAO, C. TANG, Q. NIE, AND L. ZHANG, *Network topologies that can achieve dual function of adaptation and noise attenuation*, Cell Systems, 9 (2019), pp. 271–285.e7.
- [28] B. SHI, Y. HAN, C. MA, A. MAJUMDAR, AND L. ZHANG, *A modified landau-de gennes theory for smectic liquid crystals: Phase transitions and structural transitions*, SIAM Journal on Applied Mathematics, 85 (2025), pp. 821–847.
- [29] B. SHI, Y. HAN, A. MAJUMDAR, AND L. ZHANG, *Multistability for nematic liquid crystals in cuboids with degenerate planar boundary conditions*, SIAM Journal on Applied Mathematics, 84 (2024), pp. 756–781.
- [30] B. SHI, Y. HAN, J. YIN, A. MAJUMDAR, AND L. ZHANG, *Hierarchies of critical points of a landau-de gennes free energy on three-dimensional cuboids*, Nonlinearity, 36 (2023), p. 2631.
- [31] B. SHI, Y. HAN, AND L. ZHANG, *Nematic liquid crystals in a rectangular confinement: Solution landscape, and bifurcation*, SIAM Journal on Applied Mathematics, 82 (2022), pp. 1808–1828.
- [32] M. SHUAI, L. ZIQI, L. ZHANG, P. ZHANG, AND X. ZHENG, *Construction and analysis for adams explicit discretization of high-index saddle dynamics*, CSIAM Transactions on Applied Mathematics, 6 (2025), pp. 625–650.
- [33] H. SU, H. WANG, L. ZHANG, J. ZHAO, AND X. ZHENG, *Improved high-index saddle dynamics for finding saddle points and solution landscape*, SIAM Journal on Numerical Analysis, 63 (2025), pp. 1757–1775.
- [34] R. TEMAM, *Navier-Stokes Equations: Theory and Numerical Analysis*, vol. 2 of Studies in Mathematics and its Applications, Elsevier Science Publishers B.V., Amsterdam, 3rd revised ed., 1984.
- [35] D. WALES, *Energy Landscapes: Applications to Clusters, Biomolecules and Glasses*, Cambridge Molecular Science, Cambridge University Press, Cambridge, 2004.
- [36] D. J. WALES AND J. P. K. DOYE, *Global optimization by basin-hopping and the lowest energy structures of lennard-jones clusters containing up to 110 atoms*, The Journal of Physical Chemistry A, 101 (1997), pp. 5111–5116.
- [37] S. WANG, T. WANG, S. WU, L. ZHANG, AND X. ZOU, *Mathematical modeling and solution landscape reveal cancer progression dynamics in tumor ecological microenvironment*, SIAM Journal on Applied Mathematics, 85 (2025), pp. 50–77.
- [38] W. WANG, L. ZHANG, AND P. ZHANG, *Modelling and computation of liquid crystals*, Acta Numerica, 30 (2021), pp. 765–851.
- [39] Z. XU, Y. HAN, J. YIN, B. YU, Y. NISHIURA, AND L. ZHANG, *Solution landscapes of the diblock copolymer-homopolymer model under two-dimensional confinement*, Physical Review E, 104 (2021), p. 014505.
- [40] G. XUE, X. ZHANG, W. LI, L. ZHANG, Z. ZHANG, X. ZHOU, D. ZHANG, L. ZHANG, AND Z. LI, *A logic-incorporated gene regulatory network deciphers principles in cell fate decisions*, eLife, 12 (2024), p. RP88742.

- [41] X. YAO, J. XU, AND L. ZHANG, *Transition pathways in cylinder-gyroid interface*, Communications in Computational Physics, 32 (2022), pp. 810–828.
- [42] J. YIN, Z. HUANG, Y. CAI, Q. DU, AND L. ZHANG, *Revealing excited states of rotational bose-einstein condensates*, The Innovation, 5 (2024).
- [43] J. YIN, Z. HUANG, AND L. ZHANG, *Constrained high-index saddle dynamics for the solution landscape with equality constraints*, Journal of Scientific Computing, 91 (2022), p. 62.
- [44] J. YIN, K. JIANG, A.-C. SHI, P. ZHANG, AND L. ZHANG, *Transition pathways connecting crystals and quasicrystals*, Proceedings of the National Academy of the Sciences of the United States of America, 118 (2021), p. e2106230118.
- [45] J. YIN, Y. WANG, J. Z. Y. CHEN, P. ZHANG, AND L. ZHANG, *Construction of a pathway map on a complicated energy landscape*, Physical Review Letters, 124 (2020), p. 090601.
- [46] J. YIN, B. YU, AND L. ZHANG, *Searching the solution landscape by generalized high-index saddle dynamics*, Science China Mathematics, 64 (2021), pp. 1801–1816.
- [47] J. YIN, L. ZHANG, AND P. ZHANG, *High-index optimization-based shrinking dimer method for finding high-index saddle points*, SIAM Journal on Scientific Computing, 41 (2019), pp. A3576–A3595.
- [48] —, *Solution landscape of the onsager model identifies non-axisymmetric critical points*, Physica D, 430 (2022), p. 133081.
- [49] B. YU, X. ZHENG, P. ZHANG, AND L. ZHANG, *Computing solution landscape of nonlinear space-fractional problems via fast approximation algorithm*, Journal of Computational Physics, 468 (2022), p. 111513.
- [50] P. YU, Q. NIE, C. TANG, AND L. ZHANG, *Nanog induced intermediate state in regulating stem cell differentiation and reprogramming*, BMC Systems Biology, 12 (2018), p. 22.
- [51] L. ZHANG, *Construction of solution landscapes for complex systems*, Mathematica Numerica Sinica, 45 (2023), pp. 267–283.
- [52] L. ZHANG, L.-Q. CHEN, AND Q. DU, *Morphology of critical nuclei in solid-state phase transformations*, Physical Review Letters, 98 (2007), p. 265703.
- [53] L. ZHANG, K. RADTKE, L. ZHENG, A. Q. CAI, T. F. SCHILLING, AND Q. NIE, *Noise drives sharpening of gene expression boundaries in the zebrafish hindbrain*, Molecular Systems Biology, 8 (2012), p. 613.
- [54] L. ZHANG, P. ZHANG, AND X. ZHENG, *Error estimates for euler discretization of high-index saddle dynamics*, SIAM Journal on Numerical Analysis, 60 (2022), pp. 2925–2944.
- [55] —, *Discretization and index-robust error analysis for constrained high-index saddle dynamics on the high-dimensional sphere*, Science China Mathematics, 66 (2023), pp. 2347–2360.
- [56] —, *Error estimate for semi-implicit method of sphere-constrained high-index saddle dynamics*, Chinese Annals of Mathematics, Series B, 44 (2023), pp. 765–780.
- [57] —, *Mathematical and numerical analysis to shrinking-dimer saddle dynamics with local lipschitz conditions*, CSIAM Transactions on Applied Mathematics, 4 (2023), pp. 157–176.
- [58] —, *A model-free shrinking-dimer saddle dynamics for finding saddle point and solution landscape*, Japan Journal of Industrial and Applied Mathematics, 40 (2023), pp. 1677–1693.

- [59] ———, *Probabilistic error estimate for numerical discretization of high-index saddle dynamics with inaccurate models*, *Annals of Applied Mathematics*, 40 (2024), pp. 1–20.
- [60] ———, *Understanding high-index saddle dynamics via numerical analysis*, *Communications in Mathematical Sciences*, 23 (2025), pp. 541–560.
- [61] L. ZHANG, X. ZHENG, AND S. ZHU, *Numerical analysis for saddle dynamics of some semilinear elliptic problems*. arXiv:2508.01534, 2025.
- [62] X. ZHANG, Z. LI, AND L. ZHANG, *Constructing a holistic map of cell fate decision by hyper solution landscape*. bioRxiv 2024.11.28.625944, 2024.
- [63] Y. ZHANG, X. GU, Y. WANG, X. XU, AND L. ZHANG, *Solution landscape of droplets on rough surfaces: wetting transition and directional transport*, *Soft Matter*, 21 (2025), pp. 2729–2737.
- [64] Y. ZHANG, X. YANG, L. ZHANG, Y. LI, T. ZHANG, AND S. SUN, *Energy landscape analysis for two-phase multi-component nvt flash systems by using etd type high-index saddle dynamics*, *Journal of Computational Physics*, 477 (2023), p. 111916.
- [65] T. ZHOU, L. ZHANG, P. ZHANG, A.-C. SHI, AND K. JIANG, *Nucleation and phase transition of decagonal quasicrystals*, *The Journal of Chemical Physics*, 161 (2024), p. 164503.

# A Parameter Reference

The following is the detailed parameter list mentioned in Section 4.1.2.

System Parameters			
Parameter	Description	Data Type	Default/Behavior
<b>Dim</b> (Optional)	System dimension. Manual override must match dimensions of <b>InitialPoint</b> .	<b>int</b> (positive)	Inferred from <b>InitialPoint</b> .
<b>EnergyFunction</b> (Conditional Required)	Specifies the energy function for gradient systems.	Python: <b>Callable</b> [[ <b>np.ndarray</b> ], <b>float</b> ] ( <b>np.ndarray</b> shape: ( <b>d</b> ,1)) Symbolic: <b>str</b> using <b>x1</b> , ..., <b>xd</b> variables	Conditional required.
<b>Grad</b> (Conditional Required)	Specifies the gradient function for gradient systems or the negative of the vector field for non-gradient systems.	Python: <b>Callable</b> [[ <b>np.ndarray</b> ], <b>np.ndarray</b> ] ( <b>np.ndarray</b> shape: ( <b>d</b> ,1)) Symbolic: <b>list</b> [ <b>str</b> ]	Conditional required.
<b>AutoDiff</b> (Optional)	Enables automatic differentiation of the energy function.	<b>bool</b>	Default: <b>True</b> if <b>EnergyFunction</b> is provided. <b>False</b> if <b>Grad</b> is provided.
<b>NumericalGrad</b> (Optional)	Enables numerical gradient approximation. Only active when <b>Grad</b> is unspecified.	<b>bool</b>	<b>True</b> : Use finite difference approximation. <b>False</b> : (Default) Use analytical gradient from <b>EnergyFunction</b> .
<b>DimerLength</b> (Optional)	Displacement length for numerical gradient approximations.	<b>float</b> (positive)	Default: 1e-5
<b>SymmetryCheck</b> (Optional)	Verifies gradient system properties via Hessian symmetry.	<b>bool</b>	<b>True</b> : (Default) Auto-detect. <b>False</b> : Bypass checks (improves performance).
<b>GradientSystem</b> (Optional)	Explicit declaration of gradient system nature.	<b>bool</b>	Auto-detect if missing.
Landscape Parameters			
Parameter	Description	Data Type	Default/Behavior
<b>MaxIndex</b> (Optional)	Maximum saddle index (k) to compute. Index 0: Uses standard SD (Steepest Descent) method. Index $\geq 1$ : Uses HiSD (High-index Saddle Dynamics) method. <b>Constraint</b> : $0 \leq \text{value} \leq \text{Dim}$ .	<b>int</b> (non-negative)	Default: 6
<b>MaxIndexGap</b> (Optional)	Maximum allowed index difference between parent and child saddle points during hierarchical search.	<b>int</b> (positive)	Default: 1
<b>SameJudgement</b> (Optional)	Saddle point equivalence criterion. <b>float(positive)</b> : Threshold for 2-norm distance. <b>Callable</b> [[ <b>np.ndarray</b> , <b>np.ndarray</b> ], <b>bool</b> ]: Custom comparison function.	<b>float</b> (positive) or <b>Callable</b> [[ <b>np.ndarray</b> , <b>np.ndarray</b> ], <b>bool</b> ] ( <b>np.ndarray</b> shape: ( <b>d</b> ,1))	Default: 1e-3
<b>InitialEigenVectors</b> (Optional)	Initial guess for Hessian eigenvectors. <b>None</b> : Auto-initialize. <b>Manual input</b> : Column vectors must be orthonormal.	<b>None</b> or <b>np.ndarray</b> with shape ( <b>d</b> , <b>k</b> ) where <b>k</b> is <b>MaxIndex</b> .	Default: <b>None</b>
<b>PerturbationMethod</b> (Optional)	Statistical distribution for saddle point exploration. <b>uniform</b> : Uniform sampling. <b>gaussian</b> : Normally distributed displacements.	<b>str</b>	Default: <b>uniform</b>
<b>PerturbationRadius</b> (Optional)	Displacement magnitude for saddle perturbations.	<b>float</b> (positive)	Default: 1e-4
<b>PerturbationNumber</b> (Optional)	Number of directional probes per saddle point. <b>Note</b> : Actual probes= $2 \times \text{PerturbationNumber}$ (bidirectional).	<b>int</b> (positive)	Default: 2
<b>EigenCombination</b> (Optional)	Strategy for eigenvector utilization in perturbations. <b>all</b> : High cost, exhaustive. <b>min</b> : Low cost, partial.	<b>str</b>	Default: <b>all</b>

Solver Parameters			
Parameter	Description	Data Type	Default/Behavior
<b>InitialPoint (Required)</b>	The starting coordinates for saddle point search.	<b>list</b> or <b>numpy.ndarray</b> (1D array)	Mandatory input
<b>Tolerance</b> (Optional)	Convergence threshold for saddle point iterations. Stop when $\ \text{gradient}\ _2 < \text{Tolerance}$ .	<b>float</b> (positive)	Default: 1e-6
<b>SearchArea</b> (Optional)	Maximum exploration radius from initial point. Terminates if $\ x - x_0\ _2 > \text{SearchArea}$ .	<b>float</b> (positive)	Default: 1e+3
<b>TimeStep</b> (Optional)	Temporal discretization interval for dynamics.	<b>float</b> (positive)	Default: 1e-4
<b>MaxIter</b> (Optional)	Maximum number of HiSD iterations permitted.	<b>int</b> (positive)	Default: 1000
<b>SaveTrajectory</b> (Optional)	Records full optimization path during computation.	<b>bool</b>	Default: <b>True</b>
<b>Verbose</b> (Optional)	Controls real-time progress reporting. Outputs iteration count and gradient norm.	<b>bool</b>	Default: <b>False</b>
<b>ReportInterval</b> (Optional)	Iteration frequency for console output when <b>Verbose=True</b> .	<b>int</b> (positive)	Default: 100
Eigen Parameters			
Parameter	Description	Data Type	Default/Behavior
<b>EigenMethod</b> (Optional)	Eigensolver selection for stability analysis. <b>lobpcg</b> (Gradient system): Locally Optimal Block PCG. <b>power</b> (Non-gradient system): Power Method. <b>euler</b> (Both): Explicit Euler Discretization.	<b>str</b>	Default: Gradient system: <b>lobpcg</b> Non-gradient system: <b>power</b>
<b>EigenMaxIter</b> (Optional)	Maximum iterations for eigenpair computation.	<b>int</b> (positive)	Default: 10
<b>EigenStepSize</b> (Optional)	Discretization step for Euler/power methods.	<b>float</b> (positive)	Default: 1e-7
<b>PrecisionTol</b> (Optional)	Precision tolerance for eigenvalues. (We treat eigenvalues as 0 if their absolute value is less than tolerance.)	<b>float</b> (non-negative)	Default: 1e-5
<b>EigvecUnified</b> (Optional)	Ensures eigenvectors corresponding to multiple eigenvalues are unified across different computational devices.	<b>bool</b>	Default: <b>False</b>
Hessian Parameters			
Parameter	Description	Data Type	Default/Behavior
<b>ExactHessian</b> (Optional)	Controls Hessian matrix computation method. Requires <b>Grad</b> as symbolic expressions.	<b>bool</b>	<b>True</b> : Analytical Hessian from symbolic gradient. <b>False</b> : (Default) Dimer-based approximation.
<b>HessianDimerLength</b> (Optional)	Displacement length for numerical Hessian-Vector product approximations.	<b>float</b> (positive)	Default: 1e-5
AccelerationParameters			
Parameter	Description	Data Type	Default/Behavior
<b>BBStep</b> (Optional)	Enables Barzilai-Borwein adaptive step sizing. <b>Trade-off</b> : May accelerate convergence but can cause instability in stiff systems.	<b>bool</b>	Default: <b>False</b>
<b>Acceleration</b> (Optional)	Convergence acceleration technique: <b>none</b> : No acceleration. <b>heavyball</b> : Momentum-based. <b>nesterov</b> : Nesterov acceleration.	<b>str</b>	Default: <b>none</b>
<b>NesterovChoice</b> (Optional)	Specifies the acceleration parameter sequence for Nesterov's method: <b>1</b> : refer to the equation (2.17)(default). <b>2</b> : refer to the equation (2.18).	<b>int</b>	Default: <b>1</b>
<b>NesterovRestart</b> (Optional)	Iteration interval for Nesterov momentum reset.	<b>int</b> (positive) or <b>None</b>	<b>None</b> : (Default) Disable restart. Integer <b>n</b> : Reset every <b>n</b> steps.
<b>Momentum</b> (Optional)	Momentum coefficient for heavy ball acceleration. Range: $0.0 \leq \text{Momentum} < 1.0$ .	<b>float</b> (non-negative)	Default: 0.0 (Equivalent to no acceleration)