

3-CROSSED MODULES, QUASI-CATEGORIES, AND THE MOORE COMPLEX

MASAKI FUKUDA, AND TOMMY SHU

ABSTRACT.

The established equivalence between 2-crossed modules and Gray 3-groups [13] serves as a benchmark for higher-dimensional algebraic models. However, to the best of our knowledge, the established definitions of 3-crossed modules [2] are not clearly suited for extending this equivalence. In this paper, we propose an alternative formulation of a 3-crossed module, equipped with a new type of lifting, which is specifically designed to serve as a foundation for this higher-order categorical correspondence. As the primary results of this paper, we validate this new structure. We prove that the simplicial set induced by our 3-crossed module forms a quasi-category. Furthermore, we show that the Moore complex of length 3 associated with a simplicial group naturally admits the structure of our 3-crossed module. This work establishes our definition as a robust candidate for modeling the next level in this algebraic-categorical program.

Contents

1	Introduction	2
2	Preliminaries	3
3	2-crossed modules and simplicial sets	5
4	3-crossed modules and simplicial sets	10
5	Example of 3-crossed module	19
6	Conclusion and Future Work	26
	Appendices	26
A	3-crossed module and diagram	26
B	Cocycle condition	44

I would like to express my sincere gratitude to my supervisor, Professor Yuji Terashima, for his invaluable guidance, insightful comments, and constant support throughout this research. The work of MF is supported by JST SPRING, Grant Number JPMJSP2114, and the work of TS is supported by the Tohoku University Advanced Graduate Program for AI and Electronics.

Key words and phrases: crossed module, Gray category, simplicial group.

© Masaki Fukuda, and Tommy Shu, 2025. Permission to copy for private use granted.

1. Introduction

Crossed modules were introduced by Whitehead in 1949 as an algebraic model for homotopy 2-types. Conduché extended this notion to 2-crossed modules, providing an algebraic model for homotopy 3-types.

Crossed modules and 2-crossed modules are closely related to higher category theory. Noohi showed that the category of crossed modules is equivalent to the category of 2-groups [9]. Similarly, Sarikaya demonstrated that the category of 2-crossed modules is equivalent to that of Gray 3-groups [13]. This equivalence establishes a crucial benchmark: a ‘correct’ definition of an n -crossed module should be algebraically rich enough to correspond to an $(n + 1)$ -dimensional higher categorical structure.

Crossed modules and 2-crossed modules have proven to be useful tools in the study of low-dimensional topology. For example, crossed modules play a key role in the definition of the twisted Yetter invariant, while 2-crossed modules appear in certain 4-dimensional invariants based on the classical 3BF theory [11]. These two types of topological invariants can be viewed as generalizations of the Dijkgraaf–Witten invariant.

The Dijkgraaf–Witten invariant, constructed using a finite group and a triangulation of a manifold, is computed by counting the number of assignments of group elements to 1-simplices that satisfy certain compatibility conditions determined by the 2-simplices. In the case of the twisted Yetter invariant, a similar construction is used; however, instead of a single finite group, a finite crossed module is employed. In this setting, elements of one group in the crossed module are assigned to 1-simplices, while elements of the second group are assigned to 2-simplices, subject to compatibility conditions involving both 2-simplices and 3-simplices.

This idea naturally extends to 2-crossed modules, where an additional level of algebraic structure appears. In particular, the Peiffer lifting—a distinctive feature of 2-crossed modules—emerges in the compatibility conditions determined by the 4-simplices.

These two threads of inquiry—the algebraic modeling of homotopy types and the topological invariants—naturally motivate the search for a 3-crossed module.

A definition for “3-crossed modules” was proposed by Arvasi et al. [2]. However, its structural properties and suitability for extending the aforementioned categorical equivalence [13] are not fully clear. This ambiguity motivates the search for a robust alternative formulation.

This paper proposes such an alternative definition of a 3-crossed module. Our construction is specifically designed to serve as a foundation for extending the 2-crossed module and Gray 3-group equivalence to the next dimension.

In this paper, we first re-examine the 2-crossed module case to establish the properties required for this extension. We show that a 2-crossed module gives rise to a simplicial set, derived from the coloring conditions in low-dimensional topology, and prove that this simplicial set forms a quasi-category. We then introduce our new definition of a 3-crossed module, equipped with a new type of lifting, and demonstrate how this lifting naturally arises in extended coloring conditions. As the primary results of this paper, we prove that the simplicial set associated with our 3-crossed module also forms a quasi-category.

Furthermore, we validate our definition by showing that the Moore complex of length 3 associated with a simplicial group admits the structure of our newly defined 3-crossed module.

The results presented in this paper support our definition, providing a foundation for a future paper where we will construct the corresponding one-dimension-higher Gray category and prove the anticipated equivalence.

2. Preliminaries

2.1. SIMPLICIAL SETS AND SIMPLICIAL GROUPS. In this section, we review some basic notions regarding simplicial sets and simplicial groups. The exposition here is based on [12].

We denote by Δ the category whose structure is as follows:

- Objects are finite, non-empty, totally ordered sets of the form $[n] := \{0 < 1 < \dots < n\}$ for $n \geq 0$.
- Morphisms $\delta : [n] \rightarrow [m]$ are weakly monotonic functions, i.e., functions such that $x \leq y$ implies $\delta(x) \leq \delta(y)$.

We refer to morphisms in Δ as **simplicial operators**. Among these, there are distinguished morphisms called **face** and **degeneracy** operators:

$$\begin{aligned} d_i^n &:= \langle 0, \dots, \hat{i}, \dots, n \rangle : [n-1] \rightarrow [n], \quad 0 \leq i \leq n, \\ s_i^n &:= \langle 0, \dots, i, i, \dots, n \rangle : [n+1] \rightarrow [n], \quad 0 \leq i \leq n. \end{aligned}$$

These face and degeneracy operators satisfy the following five identities:

$$\begin{cases} d_j^{n+1} \circ d_i^n = d_i^{n+1} \circ d_{j-1}^n, & \text{for } i < j; \\ s_j^{n+1} \circ s_i^n = s_i^{n+1} \circ s_{j+1}^n, & \text{for } i \leq j; \\ s_j^n \circ d_i^{n+1} = \text{id}_{[n]}, & \text{for } i = j \text{ or } i = j+1; \\ s_j^n \circ d_i^{n+1} = d_i^n \circ s_{j-1}^{n-1}, & \text{for } i < j; \text{ and} \\ s_j^n \circ d_i^{n+1} = d_{i-1}^n \circ s_j^{n-1}, & \text{for } i > j+1. \end{cases} \quad (1)$$

Let **Set** denote the category of sets, and let **Grp** denote the category of groups. A **simplicial set** is a contravariant functor $X : \Delta^{\text{op}} \rightarrow \mathbf{Set}$. Similarly, a **simplicial group** is a contravariant functor $X : \Delta^{\text{op}} \rightarrow \mathbf{Grp}$. We write X_n for $X([n])$, and call it the set of **n-simplices** in X .

The **standard n-simplex** Δ^n is the simplicial set defined by

$$\Delta^n := \text{Hom}_{\Delta}(-, [n]).$$

Explicitly, this means that

$$(\Delta^n)_m = \text{Hom}_{\Delta}([m], [n]) = \{\text{simplicial operators } a : [m] \rightarrow [n]\},$$

while the action of simplicial operators on cells of Δ^n is given by composition: $f : [m'] \rightarrow [m]$ sends $(a : [m] \rightarrow [n]) \in (\Delta^n)_m$ to $(a \circ f : [m'] \rightarrow [n]) \in (\Delta^n)_{m'}$.

2.2. **QUASI-CATEGORIES.** We begin by defining *horns*. For each $n \geq 1$ and $0 \leq j \leq n$, the j -**th horn** Λ_j^n is a subcomplex of the standard n -simplex Δ^n defined by

$$(\Lambda_j^n)_k = \{f : [k] \rightarrow [n] \mid [n] \setminus \{j\} \not\subset f([k])\}.$$

In other words, Λ_j^n is the union of all $(n-1)$ -dimensional faces of Δ^n except the j -th face:

$$\Lambda_j^n = \bigcup_{i \neq j} \Delta^{[n] \setminus \{i\}} \subset \Delta^n.$$

When $0 < j < n$, the horn $\Lambda_j^n \subset \Delta^n$ is called an **inner horn**.

A **quasi-category** is a simplicial set C such that, for every map $f : \Lambda_j^n \rightarrow C$ from an inner horn, there exists its extension $g : \Delta^n \rightarrow C$. That is, C is a quasi-category if the restriction map:

$$\text{Hom}(\Delta^n, C) \rightarrow \text{Hom}(\Lambda_j^n, C)$$

induced by inclusion $\Lambda_j^n \hookrightarrow \Delta^n$ is surjective for all $n \geq 2$ and $0 < j < n$. In other words, there always exists a dotted arrow completing the following commutative diagram.

$$\begin{array}{ccc} \Lambda_j^n & \xrightarrow{\quad} & C \\ \downarrow & \nearrow \text{dotted} & \\ \Delta^n & & \end{array}$$

2.3. **2-CROSSED MODULES.** We now define the notion of a 2-crossed module. Our definition differs slightly from that given in [8]. In particular, we use the notation ${}^a b$ for the right action, instead of writing it as $a \triangleright b$.

A **2-crossed module** is given by a complex of groups:

$$L \xrightarrow{\partial} H \xrightarrow{\partial} G$$

together with the following three structures:

- a left action of G by automorphisms on both H and L (with the action on G given by conjugation);
- a left action of H by automorphisms on L (with the action on H also given by conjugation); and
- a function $\{-, -\} : H \times H \rightarrow L$ (called the Peiffer lifting);

which are required to satisfy the following ten axioms:

1. $\partial \circ \partial = 0$;
2. $\partial({}^g h) = {}^g \partial(h)$, $\partial({}^g l) = {}^g \partial(l)$, $\partial({}^h l) = {}^h \partial(l)$, for each $g \in G$, $h \in H$, and $l \in L$;

3. ${}^g\{h_2, h_1\} = \{g h_2, g h_1\}$, for each $g \in G$ and $h_1, h_2 \in H$;
4. $\partial\{h_2, h_1\} = h_2 h_1 h_2^{-1} \partial h_2 h_1^{-1}$, for each $h_1, h_2 \in H$;
5. $\{\partial l_2, \partial l_1\} = l_2 l_1 l_2^{-1} l_1^{-1}$, for each $l_1, l_2 \in L$;
6. $\{h_3 h_2, h_1\} = {}^{h_3}\{h_2, h_1\} \{h_3, \partial h_2 h_1\}$, for each $h_1, h_2, h_3 \in H$;
7. $\{h_3, h_2 h_1\} = \{h_3, h_2\}^{(\partial h_3 h_2)} \{h_3, h_1\}$, for each $h_1, h_2, h_3 \in H$;
8. ${}^h l = l \{\partial l^{-1}, h\}$, for each $h \in H$, and $l \in L$;
9. $\partial h l = {}^h l \{h, \partial l^{-1}\}$, for each $h \in H$, and $l \in L$; and
10. $l^{-1} \partial h l = \{\partial l^{-1}, h\} \{h, \partial l^{-1}\}$, for each $h \in H$, and $l \in L$.

3. 2-crossed modules and simplicial sets

Before presenting the definition of 3-crossed modules and proving that the simplicial set associated with a 3-crossed module is a quasi-category, we construct a simplicial set using a 2-crossed module and show that it is a quasi-category. Most of the discussion in this section serves as a simplified case of the 3-crossed module.

Let $W := (L \xrightarrow{\partial} H \xrightarrow{\partial} G, \{-, -\})$ be a 2-crossed module. We construct a simplicial set M_W by the following data:

- For each $[n] \in \Delta$, the set $M_W([n])$ consists of all the tuples $(g(-, -), h(-, -, -), l(-, -, -, -))$, where:
 1. $g : [n] \times_{\leq} [n] \rightarrow G$ is a function assigning each ordered pair in $[n]$ to an element of G ;
 2. $h : [n] \times_{\leq} [n] \times_{\leq} [n] \rightarrow H$ is a function assigning each ordered triple in $[n]$ to an element of H ; and
 3. $l : [n] \times_{\leq} [n] \times_{\leq} [n] \times_{\leq} [n] \rightarrow L$ is a function assigning each ordered quadruple in $[n]$ to an element of L ;

and the three functions g, h and l satisfy the following conditions:

- (a) for each $i \leq j \leq k$ in $[n]$, we have the identity

$$g_{ik} = \partial(h_{ijk}) g_{jk} g_{ij}; \quad (2)$$

- (b) for each $i \leq j \leq k \leq m$ in $[n]$, we have the identity

$$\partial(l_{ijkm}) h_{ikm} {}^{g_{km}} h_{ijk} = h_{ijm} h_{jkm}; \quad (3)$$

(c) for each $i \leq j \leq k \leq m \leq p$ in $[n]$, we have the identity

$$^{h_{ijp}}l_{jkmp}l_{ijmp}^{h_{imp}}(^{g_{mp}}l_{ijk}) = l_{ijkp}^{h_{ikp}}\{h_{kmp}, ^{g_{mp}g_{km}}h_{ijk}\}^{-1}l_{ikmp}; \quad (4)$$

(d) for each $i \in [n]$, we have $g_{ii} = e_G$;

(e) for each $i \leq j$ in $[n]$, we have $h_{ii} = h_{ij} = e_H$; and

(f) for each $i \leq j \leq k$ in $[n]$, we have $l_{iij} = l_{ijj} = l_{ijk} = e_L$.

Here, we simply denote $g(i, j)$, $h(i, j, k)$, and $l(i, j, k, m)$ by g_{ij} , h_{ijk} , and l_{ijkm} , respectively.

- For a simplicial operator $\delta : [m] \rightarrow [n]$, we define $M_W(\delta) : (M_W)_n \rightarrow (M_W)_m$ as follows: for each $(g, h, l) \in (M_W)_n$,

$$M_W(\delta) \left(\begin{pmatrix} g(-, -) \\ h(-, -, -) \\ l(-, -, -, -) \end{pmatrix} \right) := \begin{pmatrix} g(\delta(-), \delta(-)) \\ h(\delta(-), \delta(-), \delta(-)) \\ l(\delta(-), \delta(-), \delta(-), \delta(-)) \end{pmatrix}.$$

We will show that simplicial set M_W is a quasi-category in the following theorem.

3.1. THEOREM. *Let $W := (L \xrightarrow{\partial} H \xrightarrow{\partial} G, \{-, -\})$ be a 2-crossed module. Then the simplicial set M_W is a quasi-category.*

In order to prove Theorem 3.1, we need the following two lemmas.

3.2. LEMMA. *Let $W := (L \xrightarrow{\partial} H \xrightarrow{\partial} G, \{-, -\})$ be a 2-crossed module. For any $n \geq 1$ and any inner horn Λ_j^n , let $\phi \in \text{Hom}(\Lambda_j^n, M_W)$. Then, for any $m \geq 1$ and any $f \in (\Lambda_j^n)_m$, the following identity holds:*

$$\phi_m(f) := \begin{pmatrix} \phi_m^g(f)(-, -) \\ \phi_m^h(f)(-, -, -) \\ \phi_m^l(f)(-, -, -, -) \end{pmatrix} = \begin{pmatrix} \phi_1^g(f(-, -))(0, 1) \\ \phi_2^h(f(-, -, -))(0, 1, 2) \\ \phi_3^l(f(-, -, -, -))(0, 1, 2, 3) \end{pmatrix}.$$

For any $m \geq 1$, any $k+1$ integers $0 \leq x_0 \leq x_1 \leq \dots \leq x_k \leq m$ and each $f \in (\Lambda_j^n)_m$, clearly there exists a function $f' \in (\Lambda_j^n)_k$ satisfying $f'(i) = f(x_i)$ for each i , $0 \leq i \leq k$. We renamed such a function f' to $f(x_0, x_1, \dots, x_k) \in (\Lambda_j^n)_k$ for improving readability.

PROOF. We will prove the case of $\phi_m^l(f)(i, j, k, p) = \phi_3^l(f(i, j, k, p))(0, 1, 2, 3)$. The other components ϕ_m^g and ϕ_m^h can be handled in the same way.

Let $\phi \in \text{Hom}(\Lambda_j^n, M_W)$ and let $f \in (\Lambda_j^n)_m$ for $m \geq 1$. We consider $\phi_m^l(f)(i, j, k, p)$ for $i \leq j \leq k \leq p$ in $[m]$.

Define a function $\langle ijkp \rangle : [3] \rightarrow [m]$ by:

$$\langle ijkp \rangle(x) := \begin{cases} i & \text{if } x = 0, \\ j & \text{if } x = 1, \\ k & \text{if } x = 2, \\ p & \text{if } x = 3. \end{cases}$$

Using the defining property of a natural transformation ϕ , we obtain the following commutative diagram:

$$\begin{array}{ccc}
 (\Lambda_j^n)_m & \xrightarrow{\phi_m} & (M_W)_m \\
 \downarrow (\Lambda_j^n)(\langle ijkp \rangle) & \curvearrowright & \downarrow M_W(\langle ijkp \rangle) \\
 (\Lambda_j^n)_3 & \xrightarrow[\phi_3]{} & (M_W)_3
 \end{array}$$

From this diagram, we obtain

$$\begin{aligned}
 \phi_m^l(f)(i, j, k, p) &= (M_W(\langle ijkp \rangle)(\phi_m(f)))(0, 1, 2, 3) \\
 &= (\phi_3(\Lambda_j^n(\langle ijkp \rangle)(f)))(0, 1, 2, 3) \\
 &= \phi_3^l(\langle f(i)f(j)f(k)f(p) \rangle)(0, 1, 2, 3).
 \end{aligned}$$

This completes the proof. ■

By examining the proof above, we observe that the argument does not depend on the fact that we are using an inner horn Λ_j^n . The same reasoning applies when Λ_j^n is replaced by the standard simplex Δ^n . For this reason, we obtain the following corollary.

3.3. COROLLARY. *Let $W := (L \xrightarrow{\partial} H \xrightarrow{\partial} G, \{-, -\})$ be a 2-crossed module. For any $n \geq 1$ and any standard simplex Δ^n , let $\phi \in \text{Hom}(\Delta^n, M_W)$. Then, for any $m \geq 1$ and any $f \in (\Delta^n)_m$, the following identity holds:*

$$\phi_m(f) := \begin{pmatrix} \phi_m^g(f)(-, -) \\ \phi_m^h(f)(-, -, -) \\ \phi_m^l(f)(-, -, -, -) \end{pmatrix} = \begin{pmatrix} \phi_1^g(f(-, -))(0, 1) \\ \phi_2^h(f(-, -, -))(0, 1, 2) \\ \phi_3^l(f(-, -, -, -))(0, 1, 2, 3) \end{pmatrix}.$$

By using Lemma 3.2, we can conclude that any $\phi \in \text{Hom}(\Lambda_j^n, M_W)$ is determined by ϕ_1, ϕ_2 , and ϕ_3 . Let $\psi \in \text{Hom}(\Lambda_1^2, M_W)$. Then, it is possible that $\psi_3^l(\langle 0111 \rangle)(0, 1, 2, 3)$ occurs, by Lemma 3.2. However, we want ψ to be determined solely by ψ_1 , since Λ_1^2 contains only 1-simplices.

The following lemma resolves the issue that arises when degenerate simplices are involved.

3.4. LEMMA. *Let $W := (L \xrightarrow{\partial} H \xrightarrow{\partial} G, \{-, -\})$ be a 2-crossed module. For any $n \geq 1$ and any inner horn Λ_j^n , let $\phi \in \text{Hom}(\Lambda_j^n, M_W)$. Then for any map $\langle a_0 \dots a_i a_{i+1} \dots a_m \rangle \in$*

$(\Lambda_j^n)_m$ with $1 \leq m \leq 3$, the following equation holds whenever $a_i = a_{i+1}$ for any $0 \leq i \leq m-1$:

$$\phi_m(\langle a_0 \dots a_i a_{i+1} \dots a_m \rangle)(0, 1, \dots, m) = \phi_{m-1}(\langle a_0 \dots a_i \hat{a}_{i+1} \dots a_m \rangle)(0, 1, \dots, i, i, \dots, m-1)$$

where the \hat{a}_{i+1} indicates that a_{i+1} omitted.

PROOF. This follows directly from Lemma 3.2. ■

Now we can prove Theorem 3.1.

PROOF OF THEOREM 3.1. What we need to prove is that every $\psi \in \text{Hom}(\Lambda_j^n, M_W)$ can be extended to $\tilde{\psi} \in \text{Hom}(\Delta^n, M_W)$ for all $n \geq 2$ and $0 < j < n$. By using Lemmas 3.2 and 3.4, and properties (d)–(e) of M_W , to determine $\tilde{\psi} \in \text{Hom}(\Delta^n, M_W)$, it suffices to construct $\tilde{\psi}_2(\langle ij \rangle)(0, 1)$, $\tilde{\psi}_3(\langle ijk \rangle)(0, 1, 2)$, and $\tilde{\psi}_4(\langle ijkp \rangle)(0, 1, 2, 3)$ for each $0 \leq i \leq j \leq k \leq p \leq n$. There are four cases to consider.

1. $\text{Hom}(\Lambda_1^2, M_W)$ to $\text{Hom}(\Delta^2, M_W)$

The images of Λ_1^2 and Δ^2 are illustrated in Figure 1.

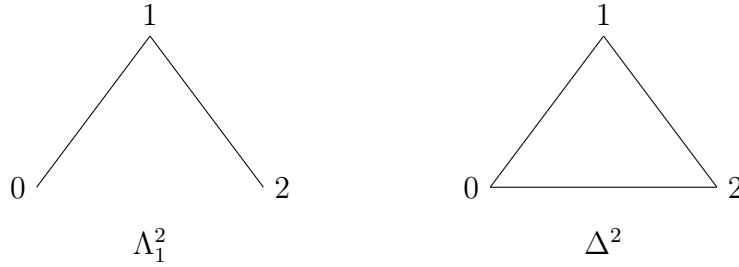


Figure 1: Λ_1^2 and Δ^2

For any $\psi \in \text{Hom}(\Lambda_1^2, M_W)$, the map ψ is determined by $\psi_1(\langle 01 \rangle)(0, 1)$ and $\psi_1(\langle 12 \rangle)(0, 1)$. To extend ψ to $\tilde{\psi} \in \text{Hom}(\Delta^2, M_W)$, it suffices to construct $\tilde{\psi}_1(\langle 02 \rangle)(0, 1)$ and $\tilde{\psi}_2(\langle 012 \rangle)(0, 1, 2)$. We construct these as follows:

$$\begin{aligned} \tilde{\psi}_1(\langle 01 \rangle)(0, 1) &:= \psi_1(\langle 01 \rangle)(0, 1) \\ \tilde{\psi}_1(\langle 12 \rangle)(0, 1) &:= \psi_1(\langle 12 \rangle)(0, 1) \\ \tilde{\psi}_1(\langle 02 \rangle)(0, 1) &:= \psi_1(\langle 12 \rangle)(0, 1) \cdot \psi_1(\langle 01 \rangle)(0, 1) \\ \tilde{\psi}_2(\langle 012 \rangle)(0, 1, 2) &:= e_H. \end{aligned}$$

It is easy to see that $\tilde{\psi}$ is an element of $\text{Hom}(\Delta^2, M_W)$.

2. $\text{Hom}(\Lambda_i^3, M_W)$ to $\text{Hom}(\Delta^3, M_W)$ for $1 \leq i \leq 2$

We will prove the case $i = 2$. The case $i = 1$ can be handled in a similar manner. By comparing Λ_2^3 and Δ^3 , the difference lies in the presence of the 2-simplex $\langle 013 \rangle$ and the 3-simplex $\langle 0123 \rangle$. To extend a map $\psi \in \text{Hom}(\Lambda_2^3, M_W)$ to $\tilde{\psi} \in \text{Hom}(\Delta^3, M_W)$, we need to construct $\tilde{\psi}_2(\langle 013 \rangle)(0, 1, 2)$ and $\tilde{\psi}_3(\langle 0123 \rangle)(0, 1, 2, 3)$. We construct them as follows:

$$\begin{aligned}\tilde{\psi}_1(\langle ij \rangle)(0, 1) &:= \psi_1(\langle ij \rangle)(0, 1) \quad \text{for all } 0 \leq i \leq j \leq 3 \\ \tilde{\psi}_2(\langle 012 \rangle)(0, 1, 2) &:= \psi_2(\langle 012 \rangle)(0, 1, 2) \\ \tilde{\psi}_2(\langle 123 \rangle)(0, 1, 2) &:= \psi_2(\langle 123 \rangle)(0, 1, 2) \\ \tilde{\psi}_2(\langle 023 \rangle)(0, 1, 2) &:= \psi_2(\langle 023 \rangle)(0, 1, 2) \\ \tilde{\psi}_2(\langle 013 \rangle)(0, 1, 2) &:= h_{023}^{g_{23}} h_{012} h_{234}^{-1} \\ \tilde{\psi}_3(\langle 0123 \rangle)(0, 1, 2, 3) &:= e_L.\end{aligned}$$

Here, we write g_{ij} and h_{ijk} as follows:

$$\begin{aligned}g_{ij} &:= \psi_1(\langle ij \rangle)(0, 1) \\ h_{ijk} &:= \psi_2(\langle ijk \rangle)(0, 1, 2).\end{aligned}$$

3. $\text{Hom}(\Lambda_i^4, M_W)$ to $\text{Hom}(\Delta^4, M_W)$ for $1 \leq i \leq 3$

We will prove the case $i = 3$. The cases $i = 1, 2$ can be handled in a similar manner. The difference between Λ_3^4 and Δ^4 is the presence of the 3-simplex $\langle 0124 \rangle$ and the 4-simplex $\langle 01234 \rangle$. By the properties of M_W , to extend $\psi \in \text{Hom}(\Lambda_3^4, M_W)$ to $\tilde{\psi} \in \text{Hom}(\Delta^4, M_W)$, it suffices to construct only $\tilde{\psi}_3(\langle 0124 \rangle)(0, 1, 2, 3)$. The following construction will be sufficient:

$$\begin{aligned}\tilde{\psi}_1(\langle ij \rangle)(0, 1) &:= \psi_1(\langle ij \rangle)(0, 1) \quad \text{for all } 0 \leq i \leq j \leq 3, \\ \tilde{\psi}_2(\langle ijk \rangle)(0, 1, 2) &:= \psi_2(\langle ijk \rangle)(0, 1, 2) \quad \text{for all } 0 \leq i \leq j \leq k \leq 4, \\ \tilde{\psi}_3(\langle 1234 \rangle)(0, 1, 2) &:= \psi_3(\langle 1234 \rangle)(0, 1, 2), \\ \tilde{\psi}_3(\langle 0234 \rangle)(0, 1, 2) &:= \psi_3(\langle 0234 \rangle)(0, 1, 2), \\ \tilde{\psi}_3(\langle 0134 \rangle)(0, 1, 2) &:= \psi_3(\langle 0134 \rangle)(0, 1, 2), \\ \tilde{\psi}_3(\langle 0123 \rangle)(0, 1, 2) &:= \psi_3(\langle 0123 \rangle)(0, 1, 2), \quad \text{and} \\ \tilde{\psi}_3(\langle 0123 \rangle)(0, 1, 2) &:= h_{014} l_{1234} l_{0134} h_{034} (g_{34} l_{0123}) l_{0234}^{-1} h_{024} \{h_{234}, g_{34} g_{23} h_{012}\}.\end{aligned}$$

Here, we write g_{ij} , h_{ijk} , and l_{ijkm} as follows:

$$\begin{aligned}g_{ij} &:= \psi_1(\langle ij \rangle)(0, 1), \\ h_{ijk} &:= \psi_2(\langle ijk \rangle)(0, 1, 2), \quad \text{and} \\ l_{ijkm} &:= \psi_3(\langle ijk m \rangle)(0, 1, 2, 3).\end{aligned}$$

4. $\text{Hom}(\Lambda_i^n, M_W)$ to $\text{Hom}(\Delta^n, M_W)$ for $5 \leq n$ and $1 \leq i \leq n-1$

The difference between Λ_i^n and Δ^n is the presence or absence of the $(n-1)$ -simplex $\langle 01 \dots \hat{i} \dots n \rangle$ and the n -simplex $\langle 01 \dots n \rangle$. By the properties of M_W , any $\psi \in \text{Hom}(\Lambda_i^n, M_W)$ can be extended directly to $\tilde{\psi} \in \text{Hom}(\Delta^n, M_W)$ as follows:

$$\begin{aligned} \tilde{\psi}_1(\langle ij \rangle)(0, 1) &:= \psi_1(\langle ij \rangle)(0, 1) \text{ for all } 0 \leq i \leq j \leq 3, \\ \tilde{\psi}_2(\langle ijk \rangle)(0, 1, 2) &:= \psi_2(\langle ijk \rangle)(0, 1, 2) \text{ for all } 0 \leq i \leq j \leq k \leq 4, \text{ and} \\ \tilde{\psi}_3(\langle ijkm \rangle)(0, 1, 2, 3) &:= \psi_3(\langle ijkm \rangle)(0, 1, 2, 3) \text{ for all } 0 \leq i \leq j \leq k \leq m \leq n. \end{aligned}$$

This completes the proof. ■

4. 3-crossed modules and simplicial sets

In this section, we define a 3-crossed module. After defining the notion of a 3-crossed module, we construct a simplicial set associated with it and prove that this simplicial set is a quasi-category.

A 3-crossed module involves four distinct groups, four types of actions, and six types of liftings.

4.1. DEFINITION. (3-crossed module) Let G, H, L, M be groups. A **3-crossed module** is a complex of groups:

$$M \xrightarrow{\partial} L \xrightarrow{\partial} H \xrightarrow{\partial} G$$

together with the following structures:

- a left action of G by automorphisms on H, L and M (with the action on G given by conjugation),
- a left action of H by automorphisms on L and M (with the action on H also given by conjugation),
- a left action of L by automorphisms on M (with the action on L also given by conjugation),
- a function $\{-, -\} : H \times H \rightarrow L$ (called the Peiffer lifting),
- a function $\{-, -, -\} : H \times H \times H \rightarrow M$ (called the Left-Homanian),
- a function $\{-, -, -\}' : H \times H \times H \rightarrow M$ (called the Right-Homanian),
- a function $\{-, -\}_{HL} : H \times L \rightarrow M$ (called the HL-Peiffer lifting),
- a function $\{-, -\}'_{HL} : H \times L \rightarrow M$ (called the HL'-Peiffer lifting), and
- a function $\{-, -\}_{LL} : L \times L \rightarrow M$ (called the LL-Peiffer lifting),

which are required to satisfy the following axioms:

1. Each ∂ is homomorphism.

2. $\partial \circ \partial = 0$.

3. For each $g \in G$, $h \in H$, $l \in L$, and $m \in M$,

$$\begin{cases} \partial(^g h) = ^g \partial(h) \\ \partial(^g l) = ^g \partial(l) \\ \partial(^g m) = ^g \partial(m). \end{cases}$$

4. For each $h \in H$, $l \in L$, and $m \in M$,

$$\begin{cases} \partial(^h l) = ^h \partial(l) \\ \partial(^h m) = ^h \partial(m). \end{cases}$$

5. For each $l \in L$ and $m \in M$,

$$\partial(^l m) = ^l \partial(m).$$

6. For each $g \in G$ and $h_1, h_2 \in H$,

$$^g \{h_2, h_1\} = \{^g h_2, ^g h_1\}.$$

7. For each $g \in G$ and $h_1, h_2, h_3 \in H$,

$$\begin{cases} ^g \{h_3, h_2, h_1\} = \{^g h_3, ^g h_2, ^g h_1\} \\ ^g \{h_3, h_2, h_1\}' = \{^g h_3, ^g h_2, ^g h_1\}'. \end{cases}$$

8. For each $g \in G$ and $l_1, l_2 \in L$,

$$^g \{l_2, l_1\}_{LL} = \{^g l_2, ^g l_1\}_{LL}.$$

9. For each $h \in H$ and $l_1, l_2 \in L$,

$$^h \{l_2, l_1\}_{LL} = \{^h l_2, ^h l_1\}_{LL}.$$

10. For each $m, m' \in M$,

$$\partial m m' = m m' m^{-1}.$$

11. For each $h \in H$ and $l \in L$,

$$\partial \{h, l\}_{HL} {}^h l = l \{\partial l^{-1}, h\}.$$

12. For each $h \in H$ and $l \in L$,

$$\partial\{h, l\}'_{HL} \partial^h l = {}^h l \{h, \partial l^{-1}\}.$$

13. For each $g \in H, h \in H$, and $l \in L$,

$$\begin{cases} {}^g \{h, l\}_{HL} = \{^g h, {}^g l\}_{HL} \\ {}^g \{h, l\}'_{HL} = \{^g h, {}^g l\}'_{HL}. \end{cases}$$

14. For each $h \in H$ and $m \in M$,

$${}^h m = m \{h, \partial m^{-1}\}_{HL}.$$

15. For each $l, l' \in L$,

$$\partial\{l, l'\}_{LL} \partial^{l'} l = l l' l^{-1}.$$

16. For each $h_1, h_2, h_3 \in L$,

$$\{l_3 l_2, l_1\}_{LL} = {}^{l_3} \{l_2, l_1\}_{LL} \{l_3, {}^{\partial l_2} l_1\}_{LL}.$$

17. For each $l_1, l_2, l_3 \in L$,

$$\{l_3, l_2 l_1\}_{LL} = \{l_3, l_2\}_{LL} ({}^{\partial l_3} l_2) \{l_3, l_1\}_{LL}.$$

18. For each $h \in H$ and $m \in M$,

$$\partial^h m = {}^h m \{h, \partial m^{-1}\}'_{HL}.$$

19. For each $h_1, h_2, h_3 \in H$,

$$\{h_3 h_2, h_1\} = \partial\{h_3, h_2, h_1\} {}^{h_3} \{h_2, h_1\} \{h_3, {}^{\partial h_2} h_1\}.$$

20. For each $h_1, h_2, h_3 \in H$,

$$\{h_3, h_2 h_1\} = \partial\{h_3, h_2, h_1\}' \{h_3, h_2\} ({}^{\partial h_3} h_2) \{h_3, h_1\}.$$

21. For each $h_1, h_2 \in H$ and $l \in L$,

$$\{h_2 h_1, l\}_{HL} = {}^l\{\partial l^{-1}, h_2, h_1\}' \{h_2, l\}_{HL} {}^{h_2}\{h_1, l\}_{HL}.$$

22. For each $h \in H$ and $l_1, l_2 \in L$,

$$\{h, l_2 l_1\}_{HL} = {}^{l_2 l_1}\{\partial l_1^{-1}, \partial l_2^{-1}, h\} {}^{l_2 l_1}\{l_1^{-1}, \{\partial l_2^{-1}, h\}\}_{LL}^{-1} \{h, l_2\}_{HL} ({}^{h l_2})\{h, l_1\}_{HL}.$$

23. For each $h_1, h_2 \in H$ and $l \in L$,

$$\{h_2 h_1, l\}'_{HL} = ({}^{h_2 h_1 l})\{h_2, h_1, \partial l^{-1}\} {}^{h_2}\{h_1, l\}'_{HL} \{h_2, {}^{\partial h_1 l}\}'_{HL}.$$

24. For each $h \in H$ and $l_1, l_2 \in L$,

$$\{h, l_2 l_1\}'_{HL} = ({}^{h(l_2 l_1)})\{h, \partial l_1^{-1}, \partial l_2^{-1}\}' ({}^{h l_2})\{h, l_1\}'_{HL} ({}^{h l_2 {}^{\partial h l_1}})\{\partial h l_1^{-1}, \{h, \partial l_2^{-1}\}\}_{LL}^{-1} \{h, l_1\}'_{HL}.$$

25. For each $h_1, h_2, h_3, h_4 \in H$,

$$\{h_4 h_3, h_2, h_1\} ({}^{h_4 h_3 \{h_2, h_1\}})\{h_4, h_3, {}^{\partial h_2} h_1\} = \{h_4, h_3 h_2, h_1\} {}^{h_4}\{h_3, h_2, h_1\}.$$

26. For each $h_1, h_2, h_3, h_4 \in H$,

$$\{h_4, h_3 h_2, h_1\}' \{h_4, h_3, h_2\}' = \{h_4, h_3, h_2 h_1\}' \{h_4, h_3\} ({}^{\partial h_4 h_3})\{h_4, h_2, h_1\}'.$$

27. For each $h_1, h_2, h_3, h_4 \in H$,

$$\begin{aligned} & \{h_4, h_3, h_2 h_1\} ({}^{h_4 \{h_3, h_2 h_1\}})\{h_4, {}^{\partial h_3} h_2, {}^{\partial h_3} h_1\}' {}^{h_4}\{h_3, h_2, h_1\}' \\ &= \{h_4 h_3, h_2, h_1\}' \{h_4 h_3, h_2\} ({}^{\partial(h_4 h_3) h_2})\{h_4, h_3, h_1\}\{h_4, h_3, h_2\} \\ & \times ({}^{h_4 \{h_3, h_2\}})\{\{h_4, {}^{\partial h_3} h_2\}, ({}^{\partial(h_4 h_3) h_2 h_4})\{h_3, h_1\}\}_{LL}. \end{aligned}$$

28. For each $h_1, h_2, h_3 \in H$,

$$\begin{aligned} & {}^{h_3 \{h_2, h_1\}}(\{h_3, {}^{\partial h_2} h_1, h_2\}'^{-1} \{h_3, \partial \{h_2, h_1\}^{-1}, h_2 h_1\}') \{h_3, \{h_2, h_1\}\}' \\ & \{ {}^{\partial h_3} \{h_2, h_1\}, {}^{\partial {}^{\partial h_3} \{h_2, h_1\}} \{h_3, h_2 h_1\} \} \{h_3, h_2, h_1\}' \\ &= \{h_3, h_2, h_1\}^{-1} \{h_3 h_2, h_1\} \{ {}^{\partial(h_3 h_2)} h_1, \{h_3, h_2\} \}^{-1} \{ \{h_3, h_2\}, {}^{\partial \{h_3, h_2\}^{-1}} \{h_3 h_2, h_1\} \}^{-1} \\ & \{ {}^{h_3, h_2} \} (\{ \partial \{h_3, h_2\}^{-1}, h_3 h_2, h_1 \}^{-1} \{ {}^{\partial h_3} h_2, h_3, h_1 \}) \end{aligned}$$

29. For each $l, l' \in L$,

$${}^l\{\partial l', l^{-1}\}_{HL} {}^{l'l^{-1}l'^{-1}}\{l', l\}_{LL} = ({}^{\partial l'})\{\partial l, l'^{-1}\}'_{HL} \{l, l'\}_{LL}^{-1}.$$

30. For each $l \in L$ and $m \in M$,

$$\{\partial m, l\}_{LL} \{l, \partial m\}_{LL} = \{\partial l, \partial m\}_{HL} = \{\partial l, \partial m\}_{HL}'^{-1}.$$

31. For each $m, m' \in M$,

$$\{\partial m, \partial m'\}_{LL} = mm'm^{-1}m'^{-1}.$$

There are six types of liftings. One is the normal Peiffer lifting. The LL-Peiffer lifting corresponds to the normal Peiffer lifting for the complex of groups $M \xrightarrow{\partial} L \xrightarrow{\partial} H$. The HL-Peiffer lifting, HL'-Peiffer lifting, and the left and right Homanian are new types of liftings that arise specifically in 3-crossed modules. As can be seen in the 3-crossed module property 11, the HL-Peiffer lifting is a twisted version of the 2-crossed module property 8. According to the 3-crossed module property 12, the HL'-Peiffer lifting is a twist of the 2-crossed module property 9. The left Homanian corresponds to a twist of the relation in the 2-crossed module property 6, while the right Homanian corresponds to a twist of the relation in property 7.

Some of the relations in a 3-crossed module can be understood through diagrams that can be described in the language of category theory. See Appendix A for details.

We investigate the behavior of liftings when one of the arguments is the unit element. The following lemma describes this situation.

4.2. LEMMA. *Let G, H, L, M be groups, and let $M \xrightarrow{\partial} L \xrightarrow{\partial} H \xrightarrow{\partial} G$ be 3-crossed module. Then the six types of liftings satisfy the following equations:*

$$\{h_2, h_1\} = e_L \quad \text{if } h_2 = e_H \text{ or } h_1 = e_H, \quad (5)$$

$$\{l_2, l_1\} = e_M \quad \text{if } l_2 = e_L \text{ or } l_1 = e_L, \quad (6)$$

$$\{h_3, h_2, h_1\} = \{h_3, h_2, h_1\}' = e_M \quad \text{if } h_3 = e_H \text{ or } h_2 = e_H \text{ or } h_1 = e_H, \quad (7)$$

$$\{h, l\}_{HL} = \{h, l\}'_{HL} = e_M \quad \text{if } h = e_H \text{ or } l = e_L. \quad (8)$$

Here, e_X denotes the unit element of the group X .

PROOF. Equation (6) follows from Properties 16 and 17 of a 3-crossed module applied to $\{e_L e_L, l\}_{LL}$ and $\{l, e_L e_L\}_{LL}$. Indeed,

$$\begin{aligned} \{e_L e_L, l\}_{LL} &= \{e_L, l\}_{LL} \{e_L, l\}_{LL}, \\ \{l, e_L e_L\}_{LL} &= \{l, e_L\}_{LL} \{l, e_L\}_{LL}. \end{aligned} \quad (9)$$

We next show that, for each $h \in H$,

$$\begin{aligned} \{e_H, e_H, h\} &= e_M, \\ \{h, e_H, e_H\}' &= e_M. \end{aligned} \quad (10)$$

Equation (10) is obtained by computing ${}^h(mm')$ and ${}^{\partial h}(mm')$ and then setting $m = m' = e_M$. We compute ${}^h(mm')$ as follows:

$$\begin{aligned}
 {}^h(mm') &= mm' \{h, \partial(mm')^{-1}\}_{HL} \\
 &= mm' {}^{\partial(mm')^{-1}}\{e_H, e_H, h\} {}^{\partial(mm')^{-1}}\{\partial m, \{e_H, h\}\}_{LL}^{-1} \{h, \partial m'^{-1}\}_{HL} {}^{\partial h m'^{-1}}\{h, \partial m^{-1}\}_{HL} \\
 &= \{e_H, e_H, h\} \{\partial m, \{e_H, h\}\}_{LL}^{-1} mm' \{h, \partial m'^{-1}\}_{HL} {}^{\partial h m'^{-1}}\{h, \partial m^{-1}\}_{HL} \\
 &= \{e_H, e_H, h\} \{\partial m, \{e_H, h\}\}_{LL}^{-1} m {}^h m' {}^{\partial h m'^{-1}}\{h, \partial m^{-1}\}_{HL} \\
 &= \{e_H, e_H, h\} \{\partial m, \{e_H, h\}\}_{LL}^{-1} m \{h, \partial m^{-1}\}_{HL} {}^h m' \\
 &= \{e_H, e_H, h\} \{\partial m, \{e_H, h\}\}_{LL}^{-1} {}^h m {}^h m'.
 \end{aligned} \tag{11}$$

Similarly, ${}^{\partial h}(mm')$ can be computed in an analogous manner:

$$\begin{aligned}
 {}^{\partial h}(mm') &= {}^h(mm') \{h, \partial(mm')^{-1}\}'_{HL} \\
 &= {}^h(mm') {}^{\partial h(mm')^{-1}}\{h, e_H, e_H\}' {}^{\partial h m'^{-1}}\{h, \partial m^{-1}\}'_{HL} {}^{\partial(h m'^{-1} \partial h m^{-1})}\{\partial m, \{h, e_H\}\}_{LL}^{-1} \{h, \partial m'^{-1}\}'_{HL} \\
 &= \{h, e_H, e_H\}' {}^h m \{h, \partial m^{-1}\}'_{HL} {}^{\partial(h m^{-1})}\{\partial m, \{h, e_H\}\}_{LL}^{-1} {}^h m' \{h, \partial m'^{-1}\}'_{HL} \\
 &= \{h, e_H, e_H\}' {}^{\partial h} m {}^{\partial(h m^{-1})}\{\partial m, \{h, e_H\}\}_{LL}^{-1} {}^{\partial h} m'.
 \end{aligned} \tag{12}$$

Using Equations (11) and (12), together with $m = m' = e_M$ and Equation (6), we obtain Equation (10).

Next, by substituting the unit element appropriately into Properties 19-24 of a 3-crossed module, we obtain Equations (13)-(18):

$$e_L = \partial\{e_H, e_H, h\}\{e_H, h\}, \tag{13}$$

$$e_L = \partial\{h, e_H, e_H\}'\{h, e_H\}, \tag{14}$$

$$e_M = {}^l\{\partial l^{-1}, e_H, e_H\}'\{e_H, l\}_{HL}, \tag{15}$$

$$e_M = \{e_H, e_H, h\}\{h, e_L\}_{HL}, \tag{16}$$

$$e_M = {}^l\{e_H, e_H, \partial l^{-1}\}\{e_H, l\}'_{HL}, \tag{17}$$

$$e_M = \{h, e_L, e_L\}'\{h, e_L\}'_{HL}. \tag{18}$$

Using Equations (10) and (13)-(18), we obtain Equations (5) and (8).

Now, by setting $h_3 = h_2 = h_1 = e_H$ and $h_4 = h_3 = h_2 = e_H$ in Property 25 of 3-crossed module, we obtain Equations (19) and (20), respectively:

$$\{h, e_H, e_H\} = e_M, \tag{19}$$

$$\{e_H, h, e_H\} = e_M. \tag{20}$$

Similarly, setting $h_4 = h_3 = h_2 = e_H$ and $h_4 = h_2 = h_1 = e_H$ in Property 26 of a 3-crossed module yields Equations (21) and (22), respectively:

$$\{e_H, h, e_H\}' = e_M, \tag{21}$$

$$\{e_H, e_H, h\}' = e_M. \tag{22}$$

Using Equations (5), (6), (8), (10), and (19)-(22) where necessary, and applying Property 25 of a 3-crossed module with $h_4 = h_3 = e_H$ and with $h_3 = h_2 = e_H$, we obtain Equation (23) and (24), respectively:

$$\{e_H, h_2, h_1\} = e_M, \quad (23)$$

$$\{h_4, e_H, h_1\} = e_M. \quad (24)$$

Similarly, applying Property 26 of a 3-crossed module with $h_3 = h_2 = e_H$ and with $h_2 = h_1 = e_H$, we obtain Equation (25) and (26), respectively:

$$\{h_4, e_H, h_1\}' = e_M, \quad (25)$$

$$\{h_4, h_3, e_H\}' = e_M. \quad (26)$$

Finally, applying Property 27 of a 3-crossed module with $h_2 = h_1 = e_H$ and with $h_4 = h_3 = e_H$, we obtain Equation (27) and (28), respectively:

$$\{h_4, h_3, e_H\} = e_M, \quad (27)$$

$$\{e_H, h_2, h_1\}' = e_M. \quad (28)$$

This completes the proof. ■

These twists naturally appear in the simplicial set associated with a 3-crossed module. We now construct the simplicial set associated with a 3-crossed module. This can be done by adding additional structure to the simplicial set associated with a 2-crossed module.

Let $T := (M \xrightarrow{\partial} L \xrightarrow{\partial} H \xrightarrow{\partial} G)$ be a 3-crossed module. The simplicial set M_T associated with this 3-crossed module consists of the following data:

- For each $[n] \in \Delta$, the set $M_W([n])$ consists of quadruples

$$(g(-, -), h(-, -, -), l(-, -, -, -), m(-, -, -, -, -)),$$

where:

1. $g : [n] \times_{\leq} [n] \rightarrow G$ is a function assigning each ordered pair in $[n]$ to an element of G ,
2. $h : [n] \times_{\leq} [n] \times_{\leq} [n] \rightarrow H$ is a function assigning each ordered triple in $[n]$ to an element of H ,
3. $l : [n] \times_{\leq} [n] \times_{\leq} [n] \times_{\leq} [n] \rightarrow L$ is a function assigning each ordered quadruple in $[n]$ to an element of L , and
4. $m : [n] \times_{\leq} [n] \times_{\leq} [n] \times_{\leq} [n] \times_{\leq} [n] \rightarrow M$ is a function assigning each ordered quintuple in $[n]$ to an element of M ,

satisfying the following conditions:

(a) for each $i \leq j \leq k$ in $[n]$, we have the identity

$$g_{ik} = \partial(h_{ijk})g_{jk}g_{ij}, \quad (29)$$

(b) for each $i \leq j \leq k \leq p$ in $[n]$, we have the identity

$$\partial(l_{ijkp})h_{ikp}^{g_{kp}}h_{ijk} = h_{ijp}h_{jkp}, \quad (30)$$

(c) for each $i \leq j \leq k \leq p \leq q$ in $[n]$, we have the identity

$$\partial(m_{ijkpq})^{h_{ijq}}l_{jkpq}l_{ijpq}^{h_{ipq}}(g_{pq}l_{ijkp}) = l_{ijkq}^{h_{ikq}}\{h_{kpq}, g_{pq}g_{kq}h_{ijk}\}^{-1}l_{ikpq}, \quad (31)$$

(d) for each $i \leq j \leq k \leq p \leq q \leq x$ in $[n]$, we have the identity

$$\begin{aligned} & L_D L_E M_5 \cdot L_D L_E L_F M_4 \cdot M_3 \cdot L_A M_2 \cdot L_A L_B L_C M_1 \\ &= M'_{13} \cdot L_K L_N M'_{12} \cdot L_K M'_{11} \cdot L_K L_L M'_{10} \cdot L_K L_L L_M M'_9 \\ & \quad \cdot M'_8 \cdot L_G L'_I M'_7 \cdot L_G L'_I M'_6 \cdot L_G M'_5 \\ & \quad \cdot L_G L_H L_I L_J M'_4 \cdot L_G L_H M'_3 \cdot M'_2 \cdot L_A L_B M'_1. \end{aligned} \quad (32)$$

Here each term will be written as follows:

$$\begin{aligned} L_A &= h_{ijx}h_{jkx}l_{kpqx} \\ L_B &= h_{ijx}l_{jkqx} \\ L_C &= l_{ijqx} \\ L_D &= l_{ijkx} \\ L_E &= h_{ikx}(^{g_{kx}}h_{ijk})l_{kpqx} \\ L_F &= h_{ikq}\{h_{kqx}, ^{g_{qx}}g_{kq}h_{ijk}\}^{-1} \\ M_j &= h_{iqx}(^{g_{qx}}m_{ijkpq}) \\ M_k &= m_{ijkqx} \\ M_p &= \{l_{ijkx}, h_{ikx}(^{g_{kx}}h_{ijk})l_{kpqx}\}_{L,L} \\ M_q &= \{l_{ikqx}, h_{iqx}(^{g_{qx}}h_{ikq})\{^{g_{qx}}h_{kpq}, ^{g_{qx}}g_{pq}g_{kp}h_{ijk}\}\}_{L,L}^{-1} \\ M_x &= h_{ikx}\left(\{h_{kqx}, ^{g_{qx}}g_{kq}h_{ijk}\}^{-1}(^{h_{kqx}}\{^{g_{qx}}h_{kpq}, ^{g_{qx}}g_{pq}g_{kp}h_{ijk}\}^{-1})\{h_{kqx}, ^{g_{qx}}h_{kpq}, ^{g_{qx}}g_{pq}g_{kp}h_{ijk}\}_{L,L}^{-1}\right) \end{aligned}$$

$$\begin{aligned}
L_G &= h_{ijx} l_{jkpx} \\
L_H &= h_{ijx} h_{jpx} \{h_{pqx}, {}^{gqx} g_{pq} h_{jkp}\}^{-1} \\
L_I &= L'_I = l_{ijpx} \\
L_J &= h_{ipx} \{h_{pqx}, {}^{gqx} g_{pq} h_{ijp}\}^{-1} \\
L_K &= l_{ijkx} \\
L_L &= h_{ikx} \{h_{kpx}, {}^{gpx} g_{kp} h_{ijk}\}^{-1} \\
L_M &= l_{ikpx} \\
L_N &= h_{ikx} \{h_{kpx} h_{pqx}, {}^{gqx} g_{px} g_{kp} h_{ijk}\}^{-1} \\
M'_j &= \{l_{ijqx}, h_{iqx} ({}^{gqx} h_{ijq}) ({}^{gqx} l_{jkpq})\}_{L,L}^{-1} \\
M'_k &= m_{jkpqx} \\
M'_p &= m_{ijpqx} \\
M'_q &= \{l_{ipqx}, h_{iqx} ({}^{gqx} h_{ipq}) ({}^{gqx} g_{pq} l_{ijkp})\}_{L,L}^{-1} \\
M'_x &= \{l_{ijpx}, h_{ipx} ({}^{gpx} h_{ijq}) \{h_{pqx} {}^{gqx} g_{pq} h_{jkp}\}\}_{L,L} \\
M'_6 &= h_{ipx} \left(({}^{gpx} h_{ijp}) \{h_{pqx}, {}^{gqx} g_{pq} h_{jkp}\}^{-1} \{h_{pqx}, {}^{gqx} g_{pq} h_{ijp}\}^{-1} \{h_{pqx}, {}^{gqx} g_{pq} h_{jkp}\}'^{-1}_R \right) \\
M'_7 &= ({}^{gpx} l_{ijkp} \{h_{pqx}, {}^{gqx} g_{pq} (h_{ikp} {}^{gkp} h_{ijk})\}^{-1}) \left(({}^{hpx} ({}^{gqx} g_{pq} l_{ijkp})) \{h_{pqx}, {}^{gqx} g_{pq} (\partial l_{ijkp}), {}^{gqx} g_{pq} (h_{ikp} {}^{gkp} h_{ijk})\} \right) \\
&\quad \cdot ({}^{gpx} l_{ijkp} \{h_{pqx}, {}^{gqx} g_{pq} (h_{ikp} {}^{gkp} h_{ijk})\}^{-1}) \left(\{h_{pqx}, {}^{gqx} g_{pq} l_{ijkp}\}'^{-1}_{HL} \right) \\
&\quad \cdot \{ {}^{gpx} l_{ijkp}, \{h_{pqx}, {}^{gqx} g_{pq} (h_{ikp} {}^{gkp} h_{ijk})\}^{-1} \}_{L,L} \\
M'_8 &= m_{ijkpx} \\
M'_9 &= h_{ipx} \left(({}^{gpx} h_{ikp}) \{h_{pqx}, {}^{gqx} g_{pq} g_{kp} h_{ijk}\}^{-1} \{h_{pqx}, {}^{gqx} g_{pq} h_{ikp}\}^{-1} \{h_{pqx}, {}^{gqx} g_{pq} h_{ikp}, {}^{gqx} g_{pq} g_{kp} h_{ijk}\}'_R \right) \\
M'_j i &= \{l_{ikpx}, h_{ipx} ({}^{gpx} h_{ikp}) \{h_{pqx}, {}^{gqx} g_{pq} g_{kp} h_{ijk}\}^{-1}\}_{L,L}^{-1} \\
M'_j j &= h_{ikx} \left(\{h_{kpx}, {}^{gpx} g_{kp} h_{ijk}\}^{-1} ({}^{hpx} \{h_{pqx}, {}^{gqx} g_{pq} g_{kp} h_{ijk}\}^{-1}) \{h_{kpx}, h_{pqx}, {}^{gqx} g_{pq} g_{kp} h_{ijk}\}^{-1}_L \right) \\
M'_j k &= m_{ikpqx}^{-1} \\
M'_j p &= ({}^{gpx} h_{ijk}) l_{kpqx} \{h_{kqx} ({}^{gqx} h_{kpq}), {}^{gqx} g_{pq} g_{kp} h_{ijk}\}^{-1} l_{kpqx}^{-1} \{ \partial l_{kpqx}, h_{kqx} {}^{gqx} h_{kpq}, {}^{gqx} g_{pq} g_{kp} h_{ijk} \} \\
&\quad \cdot ({}^{gpx} h_{ijk}) l_{kpqx} \left(l_{kpqx}^{-1} \{l_{kpqx}, \{h_{kqx} ({}^{gqx} h_{kpq}), {}^{gqx} g_{pq} g_{kp} h_{ijk}\}\}_{L,L} \cdot \{ {}^{gkx} h_{ijk}, l_{kpqx}^{-1} \}_{HL} \right)
\end{aligned}$$

- (e) For each $i \in [n]$, we have $g_{ii} = e_G$,
- (f) For each $i \leq j$ in $[n]$, we have $h_{ii} = h_{ijj} = e_H$,
- (g) For each $i \leq j \leq k$ in $[n]$, we have $l_{iij} = l_{ijjk} = l_{ijkk} = e_L$.
- (h) For each $i \leq j \leq k \leq p$ in $[n]$, we have $m_{iijkp} = m_{ijjpk} = m_{ijkkp} = m_{ijkpp} = e_m$.

Here, we abbreviate $g(i, j)$, $h(i, j, k)$, and $l(i, j, k, m)$ as g_{ij} , h_{ijk} , and l_{ijkm} , respectively. If you want to understand the reasoning behind equations (29)–(32), see

Appendix B for details.

- For a simplicial operator $\delta : [m] \rightarrow [n]$, $M_T(\delta) : (M_T)_n \rightarrow (M_T)_m$ is defined by: for each $(g, h, l, m) \in (M_T)_n$, $M_T(\delta)$,

$$M_T(\delta) \begin{pmatrix} g(-, -) \\ h(-, -, -) \\ l(-, -, -, -) \\ m(-, -, -, -, -) \end{pmatrix} := \begin{pmatrix} g(\delta(-), \delta(-)) \\ h(\delta(-), \delta(-), \delta(-)) \\ l(\delta(-), \delta(-), \delta(-), \delta(-)) \\ m(\delta(-), \delta(-), \delta(-), \delta(-), \delta(-)) \end{pmatrix}.$$

The simplicial set associated with a 3-crossed module is also a quasi-category. The proof is similar to the proof for the simplicial set associated with a 2-crossed module. With a slight extension, the argument of Lemma 3.2 also applies to M_T .

4.3. LEMMA. *Let $T := (M \xrightarrow{\partial} L \xrightarrow{\partial} H \xrightarrow{\partial} G$ be a 3-crossed module. For any $n \geq 1$ and any inner horn Λ_j^n , let $\phi \in \text{Hom}(\Lambda_j^n, M_W)$. Then, for any $k \geq 1$ and any $f \in (\Lambda_j^n)_k$, the following identity holds:*

$$\phi_k(f) := \begin{pmatrix} \phi_k^g(f)(-, -) \\ \phi_k^h(f)(-, -, -) \\ \phi_k^l(f)(-, -, -, -) \\ \phi_k^m(f)(-, -, -, -, -) \end{pmatrix} = \begin{pmatrix} \phi_1^g(f(-, -))(0, 1) \\ \phi_2^h(f(-, -, -))(0, 1, 2) \\ \phi_3^l(f(-, -, -, -))(0, 1, 2, 3) \\ \phi_4^m(f(-, -, -, -, -))(0, 1, 2, 3, 4) \end{pmatrix}.$$

PROOF. The proof is similar to that of Lemma 3.2. ■

By using Lemmas 3.4 and 4.3, we can prove M_T is quasi-category in similar way of M_S .

4.4. THEOREM. *Let $T := (M \xrightarrow{\partial} L \xrightarrow{\partial} H \xrightarrow{\partial} G, \{-, -\})$ be a 3-crossed module. Then the simplicial set M_T is a quasi-category.*

PROOF. The proof is essentially the same as that of Theorem 3.1. ■

5. Example of 3-crossed module

5.1. CONSTRUCTION FROM A MOORE COMPLEX. By [1], we can construct a 2-crossed module from a simplicial group with Moore complex of length 2. In this section, we show that a 3-crossed module can similarly be constructed from a simplicial group with a Moore complex of length 3, which can be viewed as a natural extension of the 2-crossed module case.

5.2. DEFINITION. *Let X be a simplicial group. Simplicial group with Moore complex of length 3 is defined by the following chain complex:*

$$XN_3/\text{Im}(Xd_4^4) \xrightarrow{Xd_3^3} XN_2 \xrightarrow{Xd_2^2} XN_1 \xrightarrow{Xd_1^1} XN_0.$$

Here, we define $XN_n = \bigcap_{i=0}^{n-1} \text{Ker}(Xd_i^n)$ and $\text{Im}(Xd_4^4) := Xd_4^4(XN_4)$.

We now begin the construction of a 3-crossed module from a simplicial group with Moore complex of length 3. To achieve this, we need to define all the required structures: the group actions, the Peiffer lifting, the HL-Peiffer lifting, the HL'-Peiffer lifting, the LL-Peiffer lifting, the Left-Homanian, and the right-Homanian.

5.3. THEOREM. *Let X be a simplicial group, and suppose its Moore complex of length 3 is given by the following:*

$$M := XN_3/\text{Im}(Xd_4^4) \xrightarrow{\partial := Xd_3^3} L := XN_2 \xrightarrow{\partial := Xd_2^2} H := XN_1 \xrightarrow{\partial := Xd_1^1} G := XN_0.$$

$M \xrightarrow{\partial} L \xrightarrow{\partial} H \xrightarrow{\partial} G$ gives rise to a 3-crossed module with the following data.

(i) For each $g \in G, h \in H, l \in L$, and $m \in M$, action will be determined by following:

$$\begin{aligned} {}^g h &:= Xs_0^0(g) \cdot h \cdot Xs_0^0(g^{-1}), \\ {}^g l &:= Xs_1^1 \circ Xs_0^0(g) \cdot l \cdot Xs_1^1 \circ Xs_0^0(g^{-1}), \\ {}^g m &:= Xs_2^2 \circ Xs_1^1 \circ Xs_0^0(g) \cdot m \cdot Xs_2^2 \circ Xs_1^1 \circ Xs_0^0(g^{-1}), \\ {}^h l &:= Xs_1^1(h) \cdot l \cdot Xs_1^1(h^{-1}), \\ {}^h m &:= Xs_2^2 \circ Xs_1^1(h) \cdot m \cdot Xs_2^2 \circ Xs_1^1(h^{-1}), \text{ and} \\ {}^l m &:= Xs_2^2(l) \cdot m \cdot Xs_2^2(l^{-1}). \end{aligned}$$

(ii) For each $h_1, h_2 \in H$, Peiffer lifting will be determined by following:

$$Xs_1^1(h_1) \cdot Xs_1^1(h_2) \cdot Xs_1^1(h_1^{-1}) \cdot Xs_1^1(h_1) \cdot Xs_1^1(h_2^{-1}) \cdot Xs_1^1(h_1^{-1}).$$

(iii) For each $l_1, l_2 \in L$, LL-Peiffer lifting will be determined by following:

$$Xs_2^2(l_1) \cdot Xs_2^2(l_2) \cdot Xs_2^2(l_1^{-1}) \cdot Xs_2^2(l_1) \cdot Xs_2^2(l_2^{-1}) \cdot Xs_2^2(l_1^{-1}).$$

(iv) For each $h \in H$, and $l \in L$, HL-Peiffer lifting will be determined by following:

$$\begin{aligned} &Xs_2^2(l_1) \cdot Xs_1^1(l_1^{-1}) \cdot Xs_2^2 \circ Xs_1^1(h_1) \cdot Xs_1^1(l_1) \cdot Xs_0^2(l_1^{-1}) \\ &\cdot Xs_2^2 \circ Xs_1^1(h_1^{-1}) \cdot Xs_0^2(l_1) \cdot Xs_2^2 \circ Xs_1^1(h_1) \\ &\cdot Xs_2^2(l_1^{-1}) \cdot Xs_2^2 \circ Xs_1^1(h_1^{-1}). \end{aligned}$$

(v) For each $h \in H$, and $l \in L$, HL'-Peiffer lifting will be determined by following:

$$\begin{aligned} &Xs_2^2 \circ Xs_1^1(h_1) \cdot Xs_2^2(l_1) \cdot Xs_1^1(l_1^{-1}) \cdot Xs_2^2 \circ Xs_1^1(h_1^{-1}) \\ &\cdot Xs_2^2 \circ Xs_0^1(h_1) \cdot Xs_1^2(l_1) \cdot Xs_2^2 \circ Xs_0^1(h_1^{-1}) \\ &\cdot Xs_1^2 \circ Xs_0^1(h_1) \cdot Xs_2^2(l_1^{-1}) \cdot Xs_1^2 \circ Xs_0^1(h_1^{-1}). \end{aligned}$$

(vi) For each $h_1, h_2, h_3 \in H$, left-Homanian will be determined by following:

$$\begin{aligned}
& Xs_2^2 \circ Xs_1^1(h_1) \cdot Xs_2^2 \circ Xs_1^1(h_2) \cdot Xs_2^2 \circ Xs_1^1(h_3) \cdot Xs_2^2 \circ Xs_1^1(h_2^{-1}) \\
& \cdot Xs_2^2 \circ Xs_1^1(h_1^{-1}) \cdot Xs_2^2 \circ Xs_0^1(h_1) \cdot Xs_2^2 \circ Xs_0^1(h_2) \cdot Xs_2^2 \circ Xs_1^1(h_3^{-1}) \\
& \cdot Xs_2^2 \circ Xs_0^1(h_2^{-1}) \cdot Xs_1^2 \circ Xs_0^1(h_2) \cdot Xs_2^2 \circ Xs_1^1(h_3) \cdot Xs_1^2 \circ Xs_0^1(h_2^{-1}) \\
& \cdot Xs_2^2 \circ Xs_0^1(h_1^{-1}) \cdot Xs_2^2 \circ Xs_1^1(h_1) \cdot Xs_1^2 \circ Xs_0^1(h_2) \cdot Xs_2^2 \circ Xs_1^1(h_3^{-1}) \\
& \cdot Xs_1^2 \circ Xs_0^1(h_2^{-1}) \cdot Xs_2^2 \circ Xs_0^1(h_2) \cdot Xs_2^2 \circ Xs_1^1(h_3) \cdot Xs_2^2 \circ Xs_0^1(h_2^{-1}) \\
& \cdot Xs_2^2 \circ Xs_1^1(h_2) \cdot Xs_2^2 \circ Xs_1^1(h_3^{-1}) \cdot Xs_2^2 \circ Xs_1^1(h_2^{-1}) \cdot Xs_2^2 \circ Xs_1^1(h_1^{-1}).
\end{aligned}$$

(vii) For each $h_1, h_2, h_3 \in H$, right-Homanian will be determined by following:

$$\begin{aligned}
& Xs_2^2 \circ Xs_1^1(h_1) \cdot Xs_2^2 \circ Xs_1^1(h_2) \cdot Xs_2^2 \circ Xs_1^1(h_3) \cdot Xs_2^2 \circ Xs_1^1(h_1^{-1}) \\
& \cdot Xs_2^2 \circ Xs_0^1(h_1) \cdot Xs_2^2 \circ Xs_1^1(h_3^{-1}) \cdot Xs_2^2 \circ Xs_1^1(h_2^{-1}) \cdot Xs_2^2 \circ Xs_0^1(h_1^{-1}) \\
& \cdot Xs_1^2 \circ Xs_0^1(h_1) \cdot Xs_2^2 \circ Xs_1^1(h_2) \cdot Xs_1^2 \circ Xs_0^1(h_1^{-1}) \cdot Xs_2^2 \circ Xs_0^1(h_1) \\
& \cdot Xs_2^2 \circ Xs_1^1(h_3) \cdot Xs_2^2 \circ Xs_0^1(h_1^{-1}) \cdot Xs_2^2 \circ Xs_1^1(h_1) \cdot Xs_2^2 \circ Xs_1^1(h_3^{-1}) \\
& \cdot Xs_2^2 \circ Xs_1^1(h_1^{-1}) \cdot Xs_1^2 \circ Xs_0^1(h_1) \cdot Xs_2^2 \circ Xs_1^1(h_2^{-1}) \cdot Xs_1^2 \circ Xs_0^1(h_1^{-1}) \\
& \cdot Xs_2^2 \circ Xs_0^1(h_1) \cdot Xs_2^2 \circ Xs_1^1(h_2) \cdot Xs_2^2 \circ Xs_0^1(h_1^{-1}) \cdot Xs_2^2 \circ Xs_1^1(h_1) \\
& \cdot Xs_2^2 \circ Xs_1^1(h_2^{-1}) \cdot Xs_2^2 \circ Xs_1^1(h_1^{-1}).
\end{aligned}$$

PROOF. To prove that $M \xrightarrow{\partial} L \xrightarrow{\partial} H \xrightarrow{\partial} G$ forms a 3-crossed module, we must verify all the axioms of a 3-crossed module. Here, we verify property 18, which states that

$$\partial^h m = {}^h m \{h, \partial m^{-1}\}'_{HL}.$$

The left-hand side and the right-hand side can be written as follows:

$$\begin{aligned}
\partial^h m &= Xs_2^2 \circ Xs_1^1 \circ Xs_0^0 \circ Xd_1^1(h) \cdot m \cdot Xs_2^2 \circ Xs_1^1 \circ Xs_0^0 \circ Xd_1^1(h^{-1}), \\
{}^h m \{h, \partial m^{-1}\}'_{HL} &= Xs_2^2 \circ Xs_1^1(h) \cdot m \cdot Xs_2^2 \circ Xs_1^1(h^{-1}) \cdot Xs_2^2 \circ Xs_1^1(h) \\
&\quad \cdot Xs_2^2 \circ Xd_3^3(m^{-1}) \cdot Xs_1^2 \circ Xd_3^3(m) \cdot Xs_2^2 \circ Xs_1^1(h^{-1}) \\
&\quad \cdot Xs_2^2 \circ Xs_0^1(h) \cdot Xs_1^2 \circ Xd_3^3(m^{-1}) \cdot Xs_2^2 \circ Xs_0^1(h^{-1}) \\
&\quad \cdot Xs_1^2 \circ Xs_0^1(h) \cdot Xs_2^2 \circ Xd_3^3(m) \cdot Xs_1^2 \circ Xs_0^1(h^{-1}).
\end{aligned}$$

To prove this equation, it suffices to show that ${}^h m \{h, \partial m^{-1}\}'_{HL} \partial^h m^{-1} \in \text{Im} Xd_4^4$. By using identity (1), we can express $\partial^h m$ and ${}^h m \{h, \partial m^{-1}\}'_{HL}$ as follows:

$$\begin{aligned}
\partial^h m &= Xd_4^4 \circ Xs_2^3 \circ Xs_1^2 \circ Xs_0^1(h) \cdot Xd_4^4 \circ Xs_3^3(m) \cdot Xd_4^4 \circ Xs_2^3 \circ Xs_1^2 \circ Xs_0^1(h^{-1}) \\
&= Xd_4^4 \circ (Xs_2^3 \circ Xs_1^2 \circ Xs_0^1(h) \cdot Xs_3^3(m) \cdot Xs_2^3 \circ Xs_1^2 \circ Xs_0^1(h^{-1})) \\
&:= Xd_4^4(A)
\end{aligned}$$

and

$$\begin{aligned}
{}^h m\{h, \partial m^{-1}\}'_{HL} &= Xd_4^4 \circ Xs_3^3 \circ Xs_2^2 \circ Xs_1^1(h) \cdot Xd_4^4 \circ Xs_3^3(m) \\
&\quad \cdot Xd_4^4 \circ Xs_3^3 \circ Xs_2^2 \circ Xs_1^1(h^{-1}) \cdot Xd_4^4 \circ Xs_3^3 \circ Xs_2^2 \circ Xs_1^1(h) \cdot Xd_4^4 \circ Xs_2^3(m^{-1}) \\
&\quad \cdot Xd_4^4 \circ Xs_1^3(m) \cdot Xd_4^4 \circ Xs_3^3 \circ Xs_2^2 \circ Xs_1^1(h^{-1}) \cdot Xd_4^4 \circ Xs_3^3 \circ Xs_2^2 \circ Xs_0^1(h) \\
&\quad \cdot Xd_4^4 \circ Xs_1^3(m^{-1}) \cdot Xd_4^4 \circ Xs_3^3 \circ Xs_2^2 \circ Xs_0^1(h^{-1}) \cdot Xd_4^4 \circ Xs_3^3 \circ Xs_1^2 \circ Xs_0^1(h) \\
&\quad \cdot Xd_4^4 \circ Xs_2^3(m) \cdot Xd_4^4 \circ Xs_3^3 \circ Xs_1^2 \circ Xs_0^1(h^{-1}) \\
&= Xd_4^4 \circ \left(\begin{array}{l} Xs_3^3 \circ Xs_2^2 \circ Xs_1^1(h) \cdot Xs_3^3(m) \\ \cdot Xs_3^3 \circ Xs_2^2 \circ Xs_1^1(h^{-1}) \cdot Xs_3^3 \circ Xs_2^2 \circ Xs_1^1(h) \cdot Xs_2^3(m^{-1}) \\ \cdot Xs_1^3(m) \cdot Xs_3^3 \circ Xs_2^2 \circ Xs_1^1(h^{-1}) \cdot Xs_3^3 \circ Xs_2^2 \circ Xs_0^1(h) \\ \cdot Xs_1^3(m^{-1}) \cdot Xs_3^3 \circ Xs_2^2 \circ Xs_0^1(h^{-1}) \cdot Xs_3^3 \circ Xs_1^2 \circ Xs_0^1(h) \\ \cdot Xs_2^3(m) \cdot Xs_3^3 \circ Xs_1^2 \circ Xs_0^1(h^{-1}) \end{array} \right) \\
&:= Xd_4^4(B),
\end{aligned}$$

respectively.

From these expressions, we observe that $A, B \in X_4$. Thus, to prove ${}^h m\{h, \partial m^{-1}\}'_{HL} \partial^h m^{-1} \in \text{Im}(Xd_4^4)$, it suffices to show that $AB^{-1} \in \text{Ker}(Xd_i^4)$ for each $i = 0, 1, 2, 3$. We will compute $Xd_i^4(A)$ and $Xd_i^4(B)$, and show that $Xd_i^4(A) = Xd_i^4(B)$ for all $i = 0, 1, 2, 3$.

- (i) For $i=0$, by applying identity (1), we obtain the following expressions for $Xd_0^4(A)$ and $Xd_0^4(B)$:

$$\begin{aligned}
Xd_0^4(A) &= Xs_1^2 \circ Xs_0^1(h) \cdot Xs_1^2 \circ Xs_0^1(h^{-1}) \\
&= e, \text{ and} \\
Xd_0^4(B) &= Xs_2^2 \circ Xs_1^1(h) \cdot Xs_2^2 \circ Xs_1^1(h^{-1}) \\
&\quad \cdot Xs_2^2 \circ Xs_0^1(h) \cdot Xs_2^2 \circ Xs_0^1(h^{-1}) \\
&= e.
\end{aligned}$$

- (ii) For $i=1$, by applying identity (1), we obtain the following expressions for $Xd_1^4(A)$ and $Xd_1^4(B)$:

$$\begin{aligned}
Xd_1^4(A) &= Xs_1^2 \circ Xs_0^1(h) \cdot Xs_1^2 \circ Xs_0^1(h^{-1}) \\
&= e, \text{ and} \\
Xd_1^4(B) &= Xs_2^2 \circ Xs_1^1(h) \cdot Xs_2^2 \circ Xs_1^1(h^{-1}) \cdot Xs_2^2 \circ Xs_1^1(h) \\
&\quad \cdot m \cdot Xs_2^2 \circ Xs_1^1(h^{-1}) \cdot Xs_2^2 \circ Xs_1^1(h) \cdot m^{-1} \\
&\quad \cdot Xs_2^2 \circ Xs_1^1(h^{-1}) \cdot Xs_2^2 \circ Xs_0^1(h) \cdot Xs_2^2 \circ Xs_0^1(h^{-1}) \\
&= e.
\end{aligned}$$

- (iii) For $i=2$, by applying identity (1), we obtain the following expressions for $Xd_2^4(A)$ and $Xd_2^4(B)$:

$$\begin{aligned}
Xd_2^4(A) &= Xs_1^2 \circ Xs_0^1(h) \cdot Xs_1^2 \circ Xs_0^1(h^{-1}) \\
&= e, \text{ and} \\
Xd_2^4(B) &= Xs_2^2 \circ Xs_1^1(h) \cdot Xs_2^2 \circ Xs_1^1(h^{-1}) \cdot Xs_2^2 \circ Xs_1^1(h) \\
&\quad \cdot m^{-1} \cdot m \cdot Xs_2^2 \circ Xs_1^1(h^{-1}) \cdot Xs_2^2 \circ Xs_0^1(h) \\
&\quad \cdot m^{-1} \cdot Xs_2^2 \circ Xs_0^1(h^{-1}) \cdot Xs_2^2 \circ Xs_0^1(h) \\
&\quad \cdot m \cdot Xs_2^2 \circ Xs_0^1(h^{-1}) \\
&= e.
\end{aligned}$$

- (iv) For $i=3$, by applying identity (1), we obtain the following expressions for $Xd_3^4(A)$ and $Xd_3^4(B)$:

$$\begin{aligned}
Xd_3^4(A) &= Xs_1^2 \circ Xs_0^1(h) \cdot m \cdot Xs_1^2 \circ Xs_0^1(h^{-1}), \text{ and} \\
Xd_3^4(B) &= Xs_2^2 \circ Xs_1^1(h) \cdot m \cdot Xs_2^2 \circ Xs_1^1(h^{-1}) \\
&\quad \cdot Xs_2^2 \circ Xs_1^1(h) \cdot m^{-1} \cdot Xs_2^2 \circ Xs_1^1(h^{-1}) \\
&\quad \cdot Xs_2^2 \circ Xs_0^1(h) \cdot Xs_2^2 \circ Xs_0^1(h^{-1}) \\
&\quad \cdot Xs_1^2 \circ Xs_0^1(h) \cdot m \cdot Xs_1^2 \circ Xs_0^1(h^{-1}) \\
&= Xs_1^2 \circ Xs_0^1(h) \cdot m \cdot Xs_1^2 \circ Xs_0^1(h^{-1}).
\end{aligned}$$

By performing calculations for all $i = 0, 1, 2, 3$, we conclude that $Xd_i^4(A) = Xd_i^4(B)$ for all $i = 0, 1, 2, 3$, and therefore ${}^h m\{h, \partial m^{-1}\}'_{HL} \partial^h m^{-1} \in \text{Im}(Xd_4^4)$, which establishes that property 18 holds:

$$\partial^h m = {}^h m\{h, \partial m^{-1}\}'_{HL}.$$

The remaining properties of a 3-crossed module can be verified in a similar manner¹. ■

5.4. CONSTRUCTION FROM A 2-CROSSED MODULE. In this section, we will give a way to construct a 3-crossed module from a 2-crossed module. This is a standard construction, and an extension of the well-known methods for obtaining a crossed module from a group or a 2-crossed module from a crossed module.

Let $C \xrightarrow{\partial} B \xrightarrow{\partial} A$ be a 2-crossed module. We will set the groups G, H, L and M as follows:

$$G := A, \quad H := B \times A, \quad L := C \times B, \quad M := C.$$

For G and M , the group product is that of A and C , respectively. For H and L , the group product is defined component-wise; i.e., for $h_2 = (b_2, a_2), h_1 = (b_1, a_1) \in H$ and

¹Although each axiom can be proven by hand, we have developed and used a computer program to verify that all the axioms of a 3-crossed module are satisfied.

$l_2 = (c_2, b_2), l_1 = (c_1, b_1) \in l$, we define the group products $h_2 \cdot_H h_1$ and $l_2 \cdot_L l_1$ as following:

$$\begin{aligned} h_2 \cdot_H h_1 &:= (b_2 \cdot_B b_1, a_2 \cdot_A a_1), \\ l_2 \cdot_L l_1 &:= (c_2 \cdot_C c_1, b_2 \cdot_B b_1). \end{aligned} \tag{33}$$

We define the maps $\partial : M \rightarrow L, \partial : L \rightarrow H$ and $\partial : H \rightarrow G$ as follows:

$$\begin{aligned} \partial : M &\longrightarrow L \\ c &\longmapsto (c, e_B), \\ \partial : L &\longrightarrow H \\ (c, b) &\longmapsto (b, e_A), \\ \partial : H &\longrightarrow G \\ (b, a) &\longmapsto a. \end{aligned} \tag{34}$$

Here, e_X denotes the identity element in the group X .

To equip this sequence with the structure of a 3-crossed module, we must define the required actions and six types of liftings. We define these as follows.

Actions.

The actions are derived from the 2-crossed module structure. Let $g = a_g \in G, h = (b_h, a_h) \in H, l = (c_l, b_l) \in L$, and $m = c_m \in M$. We define:

$$\begin{aligned} {}^g h &:= ({}^g b_h, {}^g a_h), & {}^g l &:= ({}^g c_l, {}^g b_l), & {}^g m &:= {}^g c_m, \\ {}^h l &:= ({}^h c_l, {}^h b_l), & {}^h m &:= {}^h c_m, \\ {}^l m &:= {}^l c_m. \end{aligned} \tag{35}$$

Peiffer lifting.

Since $C \xrightarrow{\partial} B \xrightarrow{\partial} A$ is a 2-crossed module, it is equipped with a Peiffer lifting, which we denote $\{-, -\}_B : B \times B \rightarrow C$. We define the new Peiffer lifting $\{-, -\} : H \times H \rightarrow L$ using this. For $h_1 = (b_1, a_1)$ and $h_2 = (b_2, a_2)$ in H , we define:

$$\{h_2, h_1\} := (\{b_2, b_1\}_B, b_2 b_1 b_2^{-1} a_1 b_1^{-1}). \tag{36}$$

Left-Homanian.

We define the Left-Homanian $\{-, -, -\} : H \times H \times H \rightarrow M$ using the 2-crossed module's lifting $\{-, -\}_B$. For $h_3 = (b_3, a_3), h_2 = (b_2, a_2), h_1 = (b_1, a_1) \in H$, it is defined as:

$$\{h_3, h_2, h_1\} := \{b_3 b_2, b_1\}_B \{b_3, {}^{a_2} b_1\}_B^{-1} b_3 \{b_2, b_1\}_B^{-1}. \tag{37}$$

This expression is related to the 2-crossed module axiom (Property 6). If $a_2 = \partial(b_2)$ were satisfied, the right-hand side would equal e_C by that property. However, in $H = B \times A$, a_2 is not necessarily equal to $\partial(b_2)$, so this lifting is not generally trivial.

Right-Homanian.

The Right-Homanian is defined in a similar manner. For $h_3 = (b_3, a_3), h_2 = (b_2, a_2), h_1 = (b_1, a_1) \in H$:

$$\{h_3, h_2, h_1\}' := \{b_3, b_2 b_1\}_B {}^{(a_3 b_2)}\{b_3, b_1\}_B^{-1} \{b_3, b_2\}_B^{-1}. \quad (38)$$

HL-Peiffer lifting.

This lifting $\{-, -\}_{HL} : H \times L \rightarrow M$ is defined as: For $l_1 = (c_1, b_1) \in L$ and $h_2 = (b_2, a_2) \in H$,

$$\{h_2, l_1\}_{HL} := c_1 \{b_1^{-1}, b_2\}_B {}^{b_2} c_1^{-1}. \quad (39)$$

HL'-Peiffer lifting.

This lifting $\{-, -\}'_{HL} : H \times L \rightarrow M$ is defined as: For $l_1 = (c_1, b_1) \in L$ and $h_2 = (b_2, a_2) \in H$,

$$\{h_2, l_1\}'_{HL} = {}^{b_2} c_1 \{b_2, b_1^{-1}\}_B {}^{a_2} c_1^{-1}. \quad (40)$$

LL-Peiffer lifting.

This lifting $\{-, -\} : L \times L \rightarrow M$ is defined as: For $l_1 = (c_1, b_1), l_2 = (c_2, b_2) \in L$,

$$\{l_2, l_1\}_{LL} = c_2 c_1 c_2^{-1} {}^{b_2} c_1^{-1}. \quad (41)$$

With equations (33) through (41), we have defined all structures required for a 3-crossed module: the groups, maps, actions, and six types of liftings. The remaining work is to prove that these definitions satisfy all the axioms of a 3-crossed module. These structures do indeed satisfy the axioms, leading to the following theorem:

5.5. THEOREM. *Let $C \xrightarrow{\partial} B \xrightarrow{\partial} A$ be a 2-crossed module. Let $G := A$, $H := B \times A$, $L := C \times B$, and $M := C$, with group structures as defined in (33). Then $M \xrightarrow{\partial} L \xrightarrow{\partial} H \xrightarrow{\partial} G$ forms a 3-crossed module with the maps, actions, and liftings defined in (34) through (41).*

PROOF. The proof consists of checking all the properties of a 3-crossed module. This is a straightforward but lengthy calculation.

As an example, we will show that this structure satisfies the 3-crossed module axiom for Property 21. Property 21 is as follows: for $h_1 = (b_1, a_1), h_2 = (b_2, a_2) \in H$ and $l = (c_l, b_l) \in L$,

$$\{h_2 h_1, l\}_{HL} = \{ \partial l^{-1}, h_2, h_1 \}' \{h_2, l\}_{HL} {}^{h_2} \{h_1, l\}_{HL}.$$

We can show this holds by the following calculation:

$$\begin{aligned}
(\text{LHS}) &= \{(b_2, a_2)(b_1, a_1), (c_l, b_l)\}_{HL} \\
&= \{(b_2b_1, a_2a_1), (c_l, b_l)\}_{HL} \\
&= c_l\{b_l^{-1}, b_2b_1\}^{b_2b_1c_l^{-1}} \\
(\text{RHS}) &= {}^{(c_l, b_l)}\{\partial(c_l, b_l)^{-1}, (b_2, a_2), (b_1, a_1)\}'\{(b_2, a_2), (c_l, b_l)\}_{HL} {}^{(b_2, a_2)}\{(b_1, a_1), (c_l, b_l)\}_{HL} \\
&= {}^{(c_l, b_l)}\{(b_l^{-1}, e_A), (b_2, a_2), (b_1, a_1)\}'c_l\{b_l^{-1}, b_2\}^{b_2c_l^{-1}} {}^{(b_2, a_2)}(c_l\{b_l^{-1}, b_1\}^{b_1c_l^{-1}}) \\
&= {}^{(c_l, b_l)}(\{b_l^{-1}, b_2b_1\}^{b_2}\{b_l^{-1}, b_1\}^{-1}\{b_l^{-1}, b_2\}^{-1})c_l\{b_l^{-1}, b_2\}^{b_2c_l^{-1}} {}^{b_2c_l^{-1}} {}^{b_2c_l} {}^{b_2}\{b_l^{-1}, b_1\}^{b_2b_1c_l^{-1}} \\
&= c_l(\{b_l^{-1}, b_2b_1\}^{b_2}\{b_l^{-1}, b_1\}^{-1}\{b_l^{-1}, b_2\}^{-1})c_l^{-1}c_l\{b_l^{-1}, b_2\}^{b_2c_l^{-1}} {}^{b_2c_l} {}^{b_2}\{b_l^{-1}, b_1\}^{b_2b_1c_l^{-1}} \\
&= c_l\{b_l^{-1}, b_2b_1\}^{b_2b_1c_l^{-1}} = (\text{LHS})
\end{aligned}$$

The other properties of a 3-crossed module can be verified in a similar manner. ■

6. Conclusion and Future Work

In this paper, we have proposed an alternative formulation of a 3-crossed module. Our definition, constructed from four groups and six kinds of liftings, was motivated by the goal of extending the established equivalence between 2-crossed modules and Gray 3-groups [13].

As the primary contribution of this paper, we validated this new definition. We proved that the simplicial set associated with our 3-crossed module forms a quasi-category. We also demonstrated its robustness by showing how it naturally extends a 2-crossed module and, crucially, that it is equivalent to the structure found in the Moore complex of length 3 of a simplicial group.

The established equivalence in [13] serves as a benchmark. We conjecture that our formulation of a 3-crossed module is the ‘correct’ one for this program, positing that there exists a one-dimension-higher Gray category structure whose category is equivalent to the category of our 3-crossed modules. Our immediate future work is to construct such a category and prove this anticipated equivalence.

Appendices

A. 3-crossed module and diagram

Here we will treat the 3-crossed module using diagrams. This approach is useful for computing and understanding the operators of a 3-crossed module. Throughout this section, we assume that $M \xrightarrow{\partial} L \xrightarrow{\partial} H \xrightarrow{\partial} G$ is 3-crossed module. We use two types of diagrams: cube-type and lattice-type. The cube-type diagram is useful for understanding the structure of a 3-crossed module, as it gives an intuitive picture of the extension of

a Gray category. The lattice-type diagram, on the other hand, is convenient for explicit calculations.

For $g_1, g_2 \in G$, product $g_2 \#_1 g_1 := g_2 \cdot g_1$ can be represented as in Figure 2.



Figure 2: Compositon of G

The left diagram is the cube-type representation, while the right diagram is the lattice-type. For the group G , these two diagrams look almost identical, but for H and L they appear quite different. An element H can be regarded as a map defined by

$$\begin{aligned} h : G &\longrightarrow G \\ g &\longmapsto \partial(h)g. \end{aligned}$$

for each $h \in H$.

This correspondence is illustrated in Figure 3: the left figure shows the cube-type diagram, and the right one shows the lattice-type.

In this section, it is convenient to work with the cube-type representation; hence, we mainly use the cube-type diagrams. The lattice-type diagrams are helpful for understanding the color conditions. Occasionally, we present both cube-type and lattice-type diagrams for comparison, but in most cases we only use the cube-type in this section.

From now on, we denote the unit element e_g of G without a label, as shown in Figure 4.

If the top edge of a square is determined, we can compute the bottom edge accordingly, so we may omit writing the label for the bottom edge. For $h_1, h_2 \in H$, the product $h_2 \#_2 h_1 := h_2 \cdot h_1$ is represented in Figure 5.

This product $h_2 \#_2 h_1$ is called the **vertical composition** in H which is widely used in higher categories such as 2-categories and Gray categories. For each $g \in G$, we denote by $\text{id}_g \in H$ an element satisfying $\text{id}_g(g) = g$. Although id_g is not unique, the unit element of H is always of this form. We depict $\text{id}_g \in H$ in Figure 6.

We will omit the label for $\text{id}_g \in H$ in the following diagrams.

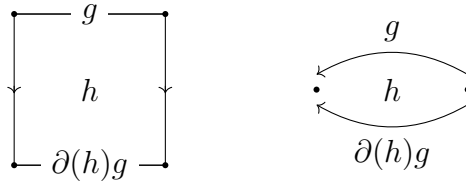
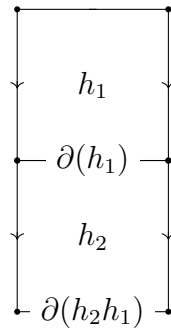


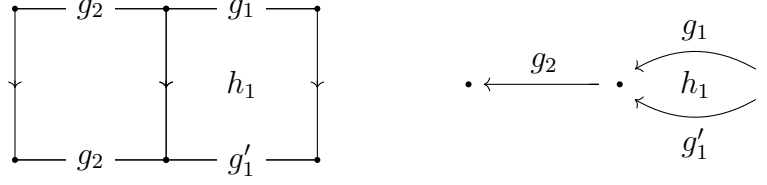
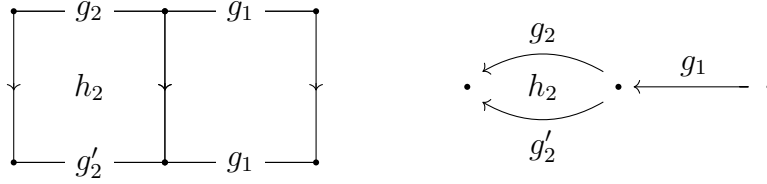
Figure 3: Two types of H

$$\bullet \text{---} \bullet \coloneqq \bullet \text{---} e_g \text{---} \bullet$$

Figure 4: Unit element of G Figure 5: Vertical composition of H

$$\begin{array}{ccc} \bullet & \xrightarrow{g} & \bullet \\ \downarrow & & \downarrow \\ \bullet & \xrightarrow{g} & \bullet \end{array} \coloneqq \begin{array}{ccc} \bullet & \xrightarrow{g} & \bullet \\ \downarrow & \text{id}_g & \downarrow \\ \bullet & \xrightarrow{g} & \bullet \end{array}$$

Figure 6: Unit element of H

Figure 7: Horizontal composition of H Figure 8: Horizontal composition of H

For $g_1, g_2 \in G$ and $h_1, \text{id}_{g_2} \in H$, and assume that $h_1(g_1) = g_1'$. Then there exists a **horizontal composition** $\text{id}_{g_2} \#_1 h_1(g_2 \#_1 g_1) = g_2 \#_1 g_1'$, which is illustrated in Figure 7.

We can reinterpret this horizontal composition $\text{id}_{g_2} \#_1 h_1$ in categorical language as ${}^{g_2}h_1$ when written in the language of groups, according to the following formula:

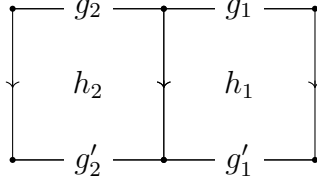
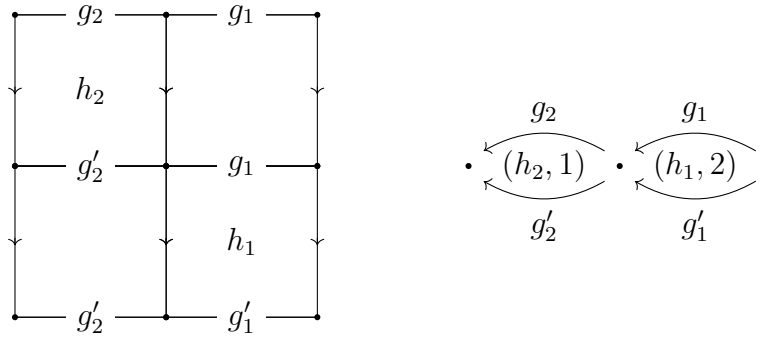
$$\begin{aligned}
 {}^{g_2}h_1(g_2 \cdot g_1) &= \partial({}^{g_2}h_1)g_2 \cdot g_1 \\
 &= g_2 \cdot \partial(h_1) \cdot g_2^{-1} \cdot g_2 \cdot g_1 \\
 &= g_2 \cdot \partial(h_1) \cdot g_1 \\
 &= g_2 \cdot h_1(g_1) \\
 &= g_2 \cdot g_1' \\
 &= \text{id}_{g_2} \#_1 h_1(g_2 \#_1 g_1).
 \end{aligned}$$

For $g_1, g_2 \in G$ and $\text{id}_{g_1}, h_2 \in H$, assume that $h_2(g_2) = g_2'$. There is a switched version of the horizontal composition: $h_2 \#_1 \text{id}_{g_1}(g_2 \#_1 g_1) = g_2' \#_1 g_1$. We represent $h_2 \#_1 \text{id}_{g_1}$ in Figure 8.

By the same discussion as for $\text{id}_{g_2} \#_1 h_1$, the composition $h_2 \#_1 \text{id}_{g_1}$ can be reinterpreted as h_2 , according to the following formula:

$$\begin{aligned}
 h_2(g_2 \cdot g_1) &= \partial(h_2)g_2 \cdot g_1 \\
 &= h_2(g_2) \cdot h_1 \\
 &= g_2' \cdot h_1 \\
 &= h_2 \#_1 \text{id}_{g_1}(g_2 \#_1 g_1) = g_2' \#_1 g_1
 \end{aligned}$$

For $h_1, h_2 \in H$ and $g_1, g_2 \in G$, assume that $h_1(g_1) = g_1'$ and $h_2(g_2) = g_2'$. We would like

Figure 9: Image of $h_2 \#_1 h_1$ Figure 10: Two types of $(\text{id}_{g'_2} \#_1 h_1) \#_2 (h_2 \#_1 \text{id}_{g_1})$

to define the horizontal composition $h_2 \#_1 h_1 (g_2 \#_1 g_1) = g'_2 \#_1 g'_1$ as illustrated in Figure 9, but this composition is not well-defined.

The horizontal composition $h_2 \#_1 h_1$ can be expressed in two equivalent ways:

$$(\text{id}_{g'_2} \#_1 h_1) \#_2 (h_2 \#_1 \text{id}_{g_1})$$

and

$$(h_2 \#_1 \text{id}_{g'_1}) \#_2 (\text{id}_{g_2} \#_1 h_1).$$

These two compositions are illustrated in Figures 10 and 11, respectively.

In the lattice-type representation, we must distinguish which element of H acts first. To do this, we introduce an ordered pair, whose first component is the element of H , and whose second component is a natural number indicating the order in which the elements of H are applied.

From the discussion above, we obtain

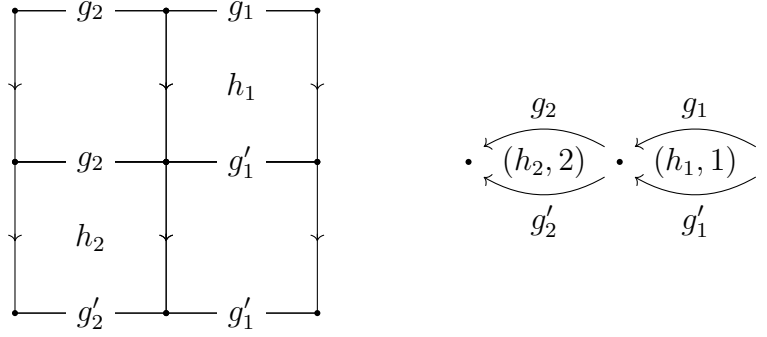
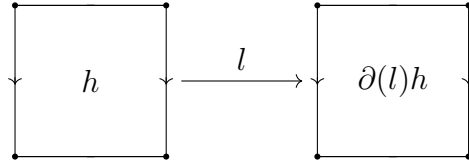
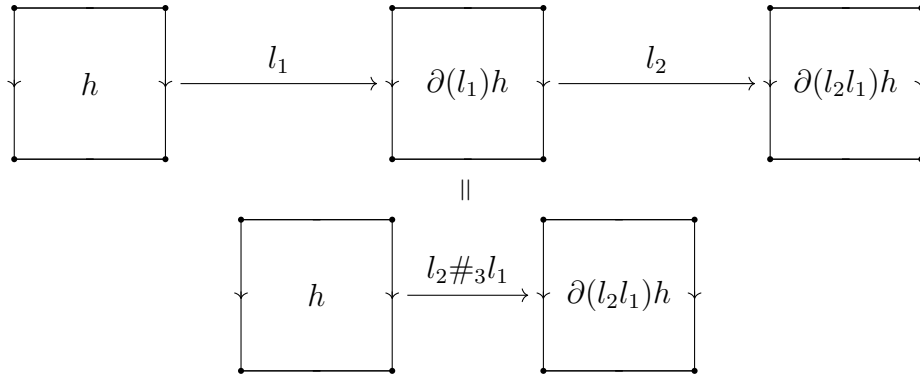
$$(\text{id}_{g'_2} \#_1 h_1) \#_2 (h_2 \#_1 \text{id}_{g_1}) := {}^{g'_2}h_1 \cdot h_2 = {}^{\partial(h_2)g_2}h_1 \cdot h_2,$$

and

$$(h_2 \#_1 \text{id}_{g'_1}) \#_2 (\text{id}_{g_2} \#_1 h_1) := h_2 \cdot {}^{g_2}h_1.$$

As in the case of H , each element of L can be regarded as a map

$$l : H \longrightarrow H, \quad h \longmapsto \partial(l) h,$$

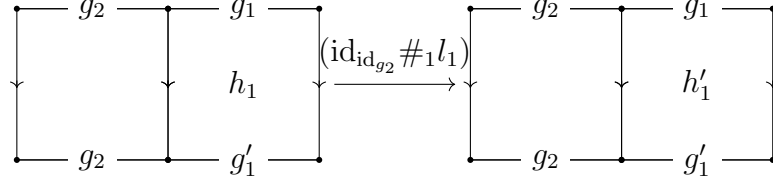
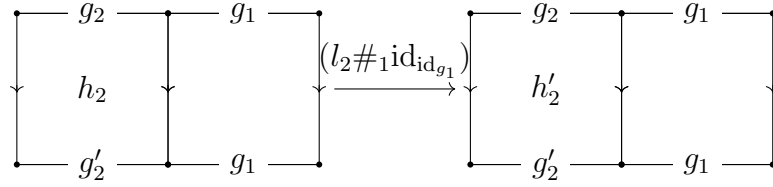
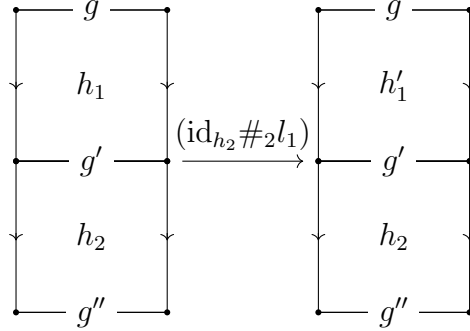
Figure 11: Two types of $(h_2 \#_1 \text{id}_{g'_1}) \#_2 (\text{id}_{g_2} \#_1 h_1)$ Figure 12: Diagram of L Figure 13: Vertical composition of L

This correspondence is illustrated in Figure 12.

We denote the vertical composition of $l_2, l_1 \in L$ as $l_2 \#_3 l_1$. In diagrams, the vertical composition $l_2 \#_3 l_1$ is represented in Figure 13.

For each $g_1, g'_1, g_2, g'_2 \in G$, $h_1, h'_1, h_2, h'_2 \in H$, and $l_1, l_2 \in L$, such that

$$\begin{aligned} h_1(g_1) &= g'_1, & h'_1(g_1) &= g'_1 \\ h_2(g_2) &= g'_2, & h'_2(g_2) &= g'_2 \\ l_1(h_1) &= h'_1, & l_2(h_2) &= h'_2. \end{aligned}$$

Figure 14: Diagram of $\text{id}_{\text{id}_{g_2}} \#_1 l_1$ Figure 15: Diagram of $l_2 \#_1 \text{id}_{\text{id}_{g_1}}$ Figure 16: Diagram of $\text{id}_{h_2} \#_2 l_1$

the elements $\text{id}_{\text{id}_{g_2}} \#_1 l_1$, and $l_2 \#_1 \text{id}_{\text{id}_{g_1}}$ can be determined in a manner analogous to the case of H , and can be represented in Figures 14 and 15, respectively. We can correspond $\text{id}_{\text{id}_{g_2}} \#_1 l_1$ as ${}^{g_2}l_1$, and $l_2 \#_1 \text{id}_{\text{id}_{g_1}}$ as l_2 in 3-crossed module.

For each $g, g', g'' \in G$, $h_1, h_2, h'_1, h'_2 \in H$, and $l_1, l_2 \in L$, such that

$$\begin{aligned} h_1(g) &= g', & h'_1(g) &= g', \\ h_2(g') &= g'', & h'_2(g') &= g'', \\ l_1(h_1) &= h'_1, \text{ and } & l_2(h_2) &= h'_2, \end{aligned}$$

$\text{id}_{h_2} \#_2 l_1$ and $l_2 \#_2 \text{id}_{h_1}$ can be determined in similar manner of the case of H and it can be written in Figures 16 and 17, respectively. We can correspond $\text{id}_{h_2} \#_2 l_1$ to ${}^{h_2}l_1$, and $l_2 \#_2 \text{id}_{h_1}$ to l_2 in the context of a 3-crossed module.

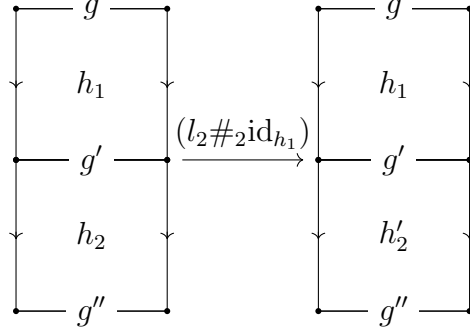
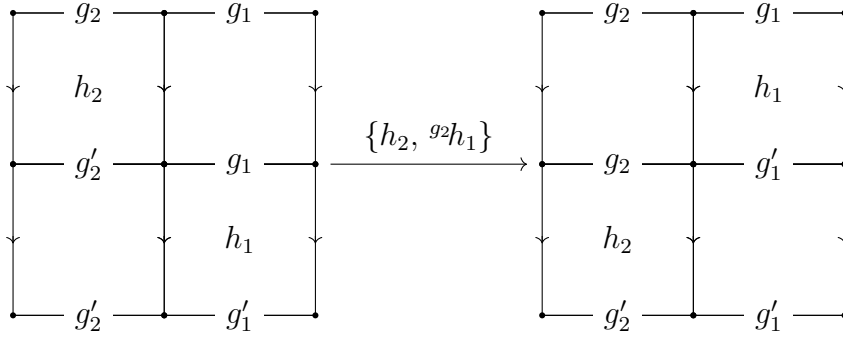
Figure 17: Diagram of $l_2 \#_2 \text{id}_{h_1}$ 

Figure 18: Diagram of Peiffer lifting

By using the Peiffer lifting, we obtain a map $(\text{id}_{g'_2} \#_1 h_1) \#_2 (h_2 \#_1 \text{id}_{g_1})$ to $(h_2 \#_1 \text{id}_{g'_1}) \#_2 (\text{id}_{g_2} \#_1 h_1)$.

$$\begin{aligned}
 \{h_2, {}^{g_2}h_1\}(\partial(h_2)g_2h_1 \cdot h_2) &= \partial(\{h_2, {}^{g_2}h_1\}) \cdot \partial(h_2)g_2h_1 \cdot h_2 \\
 &= h_2 \cdot {}^{g_2}h_1 \cdot h_2^{-1} \cdot \partial(h_2)g_2h_1^{-1} \cdot \partial(h_2)g_2h_1 \cdot h_2 \\
 &= h_2 \cdot {}^{g_2}h_1
 \end{aligned} \tag{42}$$

Equation (42) shows that $\{h_2, {}^{g_2}h_1\}$ defines a morphism from $(\text{id}_{g'_2} \#_1 h_1) \#_2 (h_2 \#_1 \text{id}_{g_1})$ to $(h_2 \#_1 \text{id}_{g'_1}) \#_2 (\text{id}_{g_2} \#_1 h_1)$. If we assume $g_1 = g_2 = e_g$, equation (42) can be written as $\{h_2, h_1\}(\partial(h_2)h_1 \cdot h_2) = h_2 \cdot h_1$. The map $\{h_2, {}^{g_2}h_1\}$ is illustrated in Figure 18.

By referring to the diagram of the Peiffer lifting, we can understand we can visually understand Properties 6 and 7 of the 2-crossed module. Let $h_1, h_2, h_3 \in H$, and consider $h_3 \#_1 h_2 \#_1 h_1(e_g \#_1 e_g \#_1 e_g) = \partial(h_3) \#_1 \partial(h_2) \#_1 \partial(h_1)$. Property 6 of the 2-crossed module can be represented in Figure 19, and Property 7 can be represented in Figure 20.

Property 3 of 2-crossed module, i.e. $\mathcal{H}\{h_2, h_1\} = \{h_2, h_1\}$ for $g \in G$ and $h_1, h_2 \in H$ guarantees that the diagram is well-defined. Let $h_1, h_2, h_3 \in H$. We now consider Figure 21. From Figure 21, we can derive two different formulas. One is

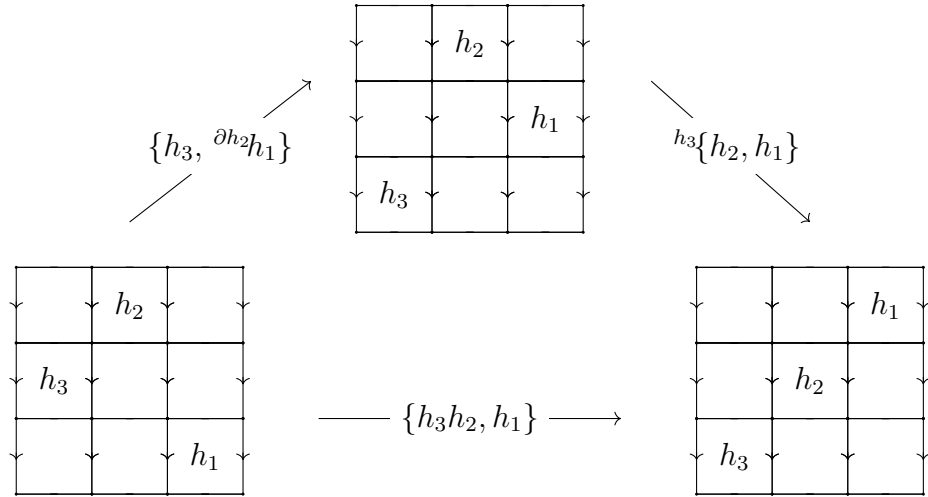


Figure 19: Diagram of Property 6 of 2-crossed module

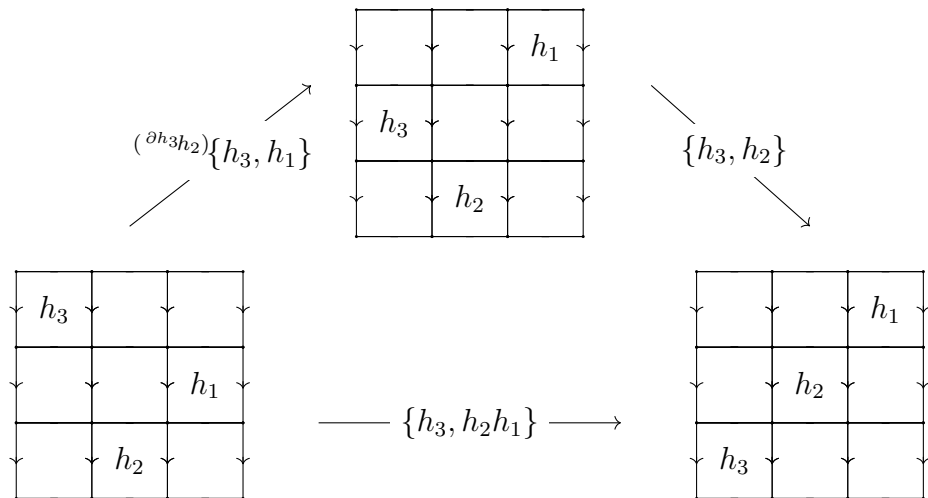


Figure 20: Figure of property 7 of 2-crossed module

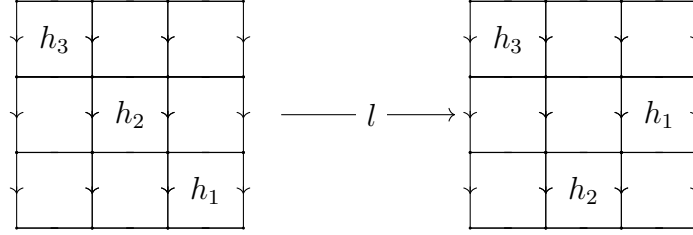


Figure 21: Figure of property 3 of 2-crossed module

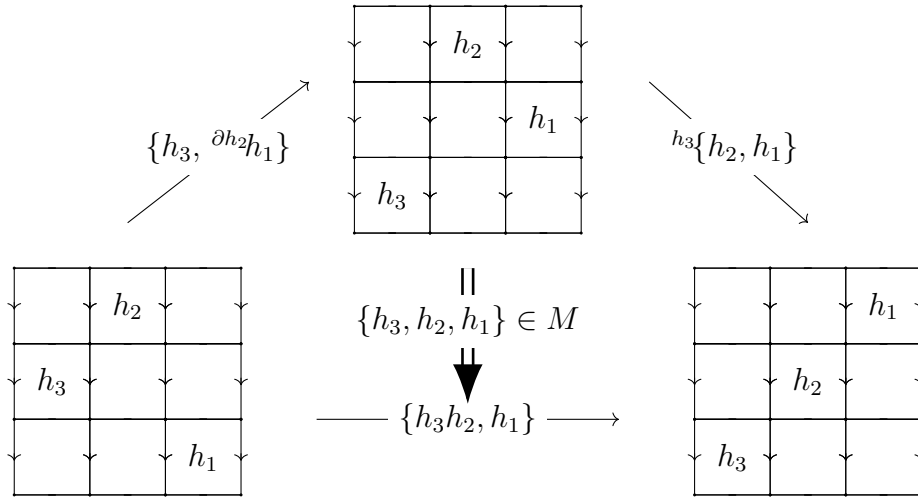


Figure 22: Figure of left-homannian

$$l = \text{id}_{\text{id}_{\partial(h_3)}} \#_1 \{h_2, h_1\} = \partial^{h_3} \{h_2, h_1\}.$$

The other is

$$l = \{\text{id}_{\partial(h_3)} \#_1 h_2, \text{id}_{\partial(h_3)} \#_1 h_1\} = \{\partial^{h_3} h_2, \partial^{h_3} h_1\}.$$

By Property 3 of 2-crossed module, these two formulas are identical.

We can now interpret the two new operators in the 3-crossed module — the left-homannian and right-homannian — as illustrated in the diagrams. The left-homannian is a twisted version of Property 6 of 2-crossed module, and it is represented in Figure 22.

Similarly, the right-homannian is a twisted version of Property 7 of a 2-crossed module, as shown in Figure 23.

For an element $m \in M$, just as for elements of H and L , we can regard the map

$$m : L \longrightarrow L, \quad l \longmapsto \partial(m) l.$$

This is illustrated in Figure 24.

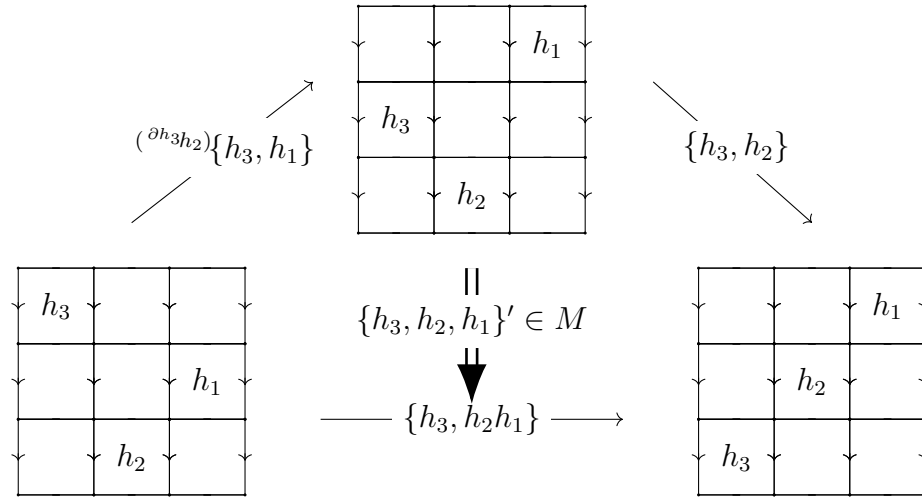
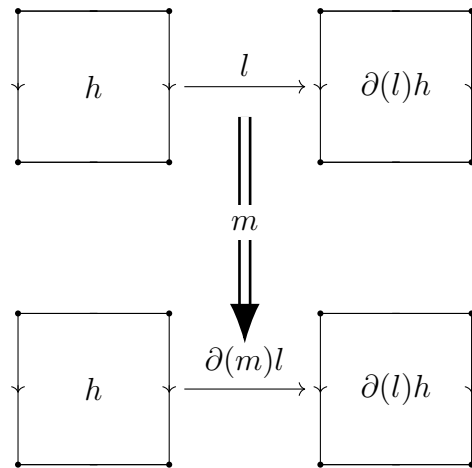
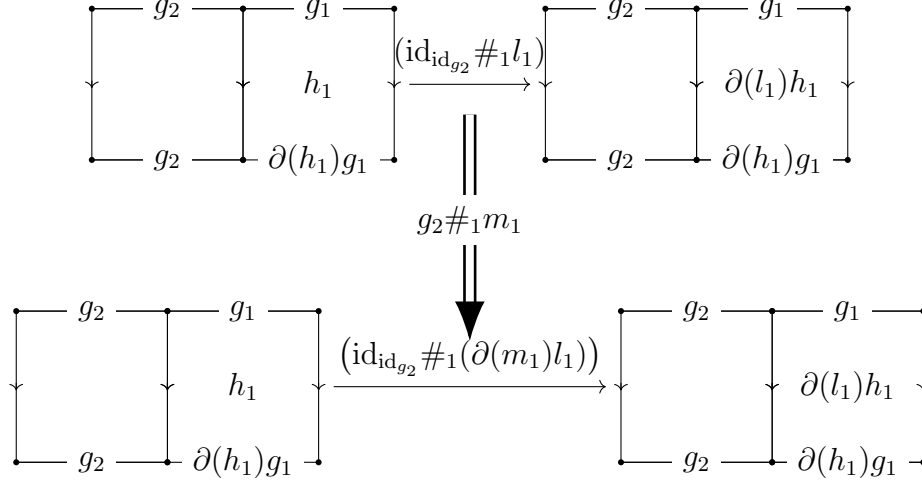
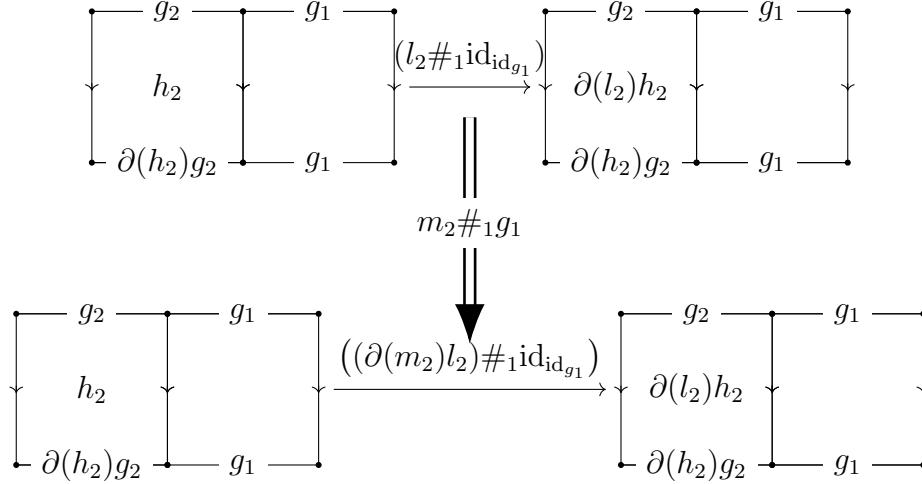


Figure 23: Digram of right-homanian

Figure 24: Diagram of M

Figure 25: Diagram of $g_2 \#_1 m_1$ Figure 26: Diagram of $m_2 \#_1 g_1$

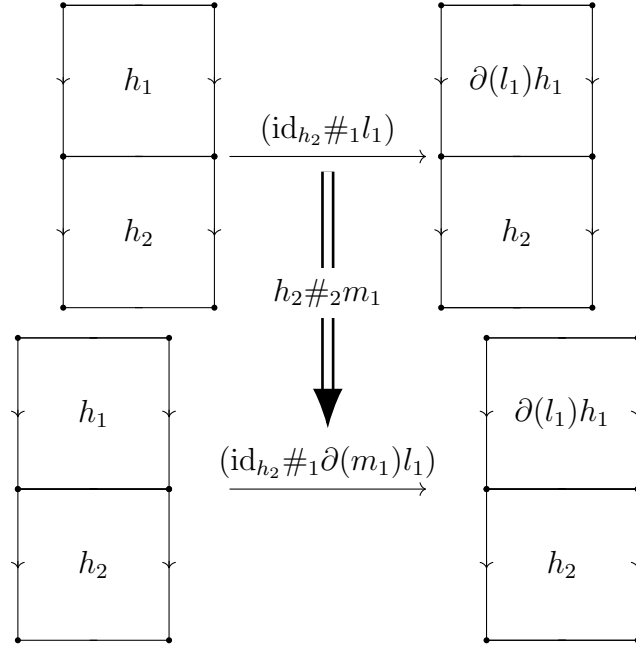
For elements of M , there are four types of compositions: $\#_1, \#_2, \#_3$, and $\#_4$. Here, $\#_4$ denotes the vertical composition in M , while $\#_1, \#_2$, and $\#_3$ denote horizontal compositions, defined in a similar manner as before. For each $g_2, g_1 \in G$, $h_2, h_1 \in H$, $l_2, l_1 \in L$, and $m_1, m_2 \in M$, we define

$$g_2 \#_1 m_1 := \text{id}_{\text{id}_{g_2}} \#_1 m_1, \quad m_2 \#_1 g_1 := m_2 \#_1 \text{id}_{\text{id}_{g_1}}.$$

These are represented in Figures 25 and 26, respectively.

For each $h_2, h_1 \in H$, $l_2, l_1 \in L$, and $m_1, m_2 \in M$, we define

$$h_2 \#_2 m_1 := \text{id}_{\text{id}_{h_2}} \#_2 m_1, \quad m_2 \#_2 h_1 := m_1 \#_2 \text{id}_{\text{id}_{h_1}},$$

Figure 27: Diagram of $h_2 \#_2 m_1$

which are represented in Figures 27 and 28, respectively.

For each $h \in H$, $l_2, l_1 \in L$, and $m_1, m_2 \in M$, we define

$$l_2 \#_3 m_1 := \text{id}_{l_2} \#_3 m_1, \quad m_2 \#_2 l_1 := m_2 \#_2 \text{id}_{l_1},$$

which are represented in Figures 29 and 30, respectively.

The LL-Peiffer lifting is a one-dimensional higher analogue of the ordinary Peiffer lifting. For each $l_1, l_2 \in L$, we have the following relation:

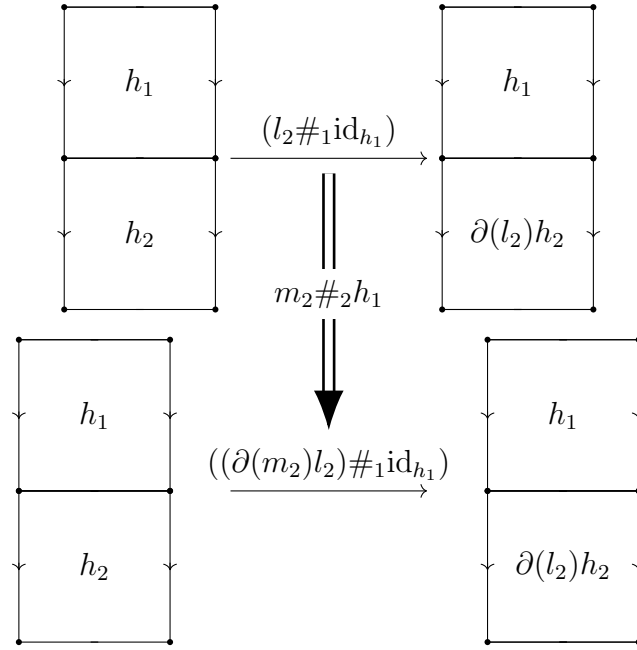
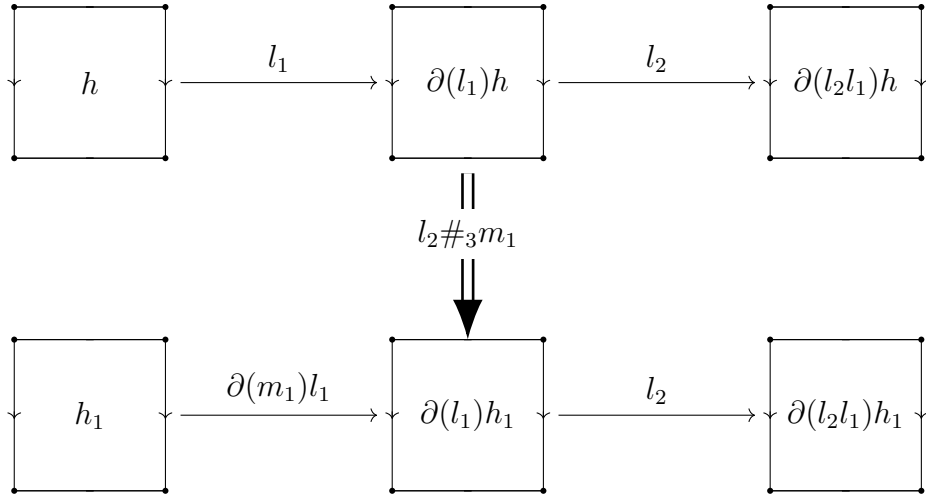
$$\partial\{l_2, l_1\}_{LL} \partial l_1 l_2 = l_2 l_1.$$

Using

$$\partial l_1 l_2 = (\text{id}_{\partial l_2} \#_2 l_1) \#_3 (l_2 \#_2 \text{id}_{e_H}), \quad l_2 l_1 = (l_2 \#_2 \text{id}_{\partial l_1}) \#_3 (\text{id}_{e_H} \#_2 l_1),$$

we can describe $\{l_2, l_1\}_{LL}$ as shown in Figure 31.

The meanings of Properties 25, 26, 27 and 28 of a 3-crossed module can be understood diagrammatically. In particular, Property 25 can be represented as in Figure 32.


 Figure 28: Diagram of $m_2 \#_2 h_1$

 Figure 29: Diagram of $l_2 \#_3 m_1$

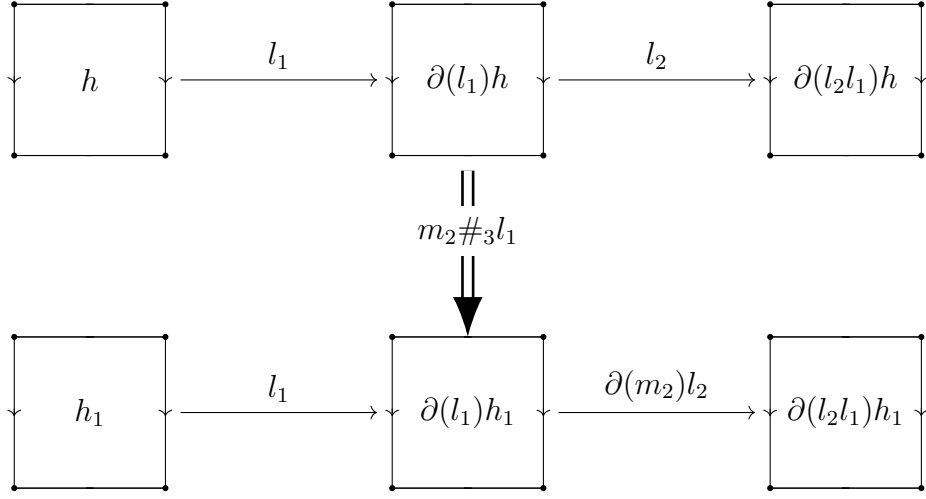
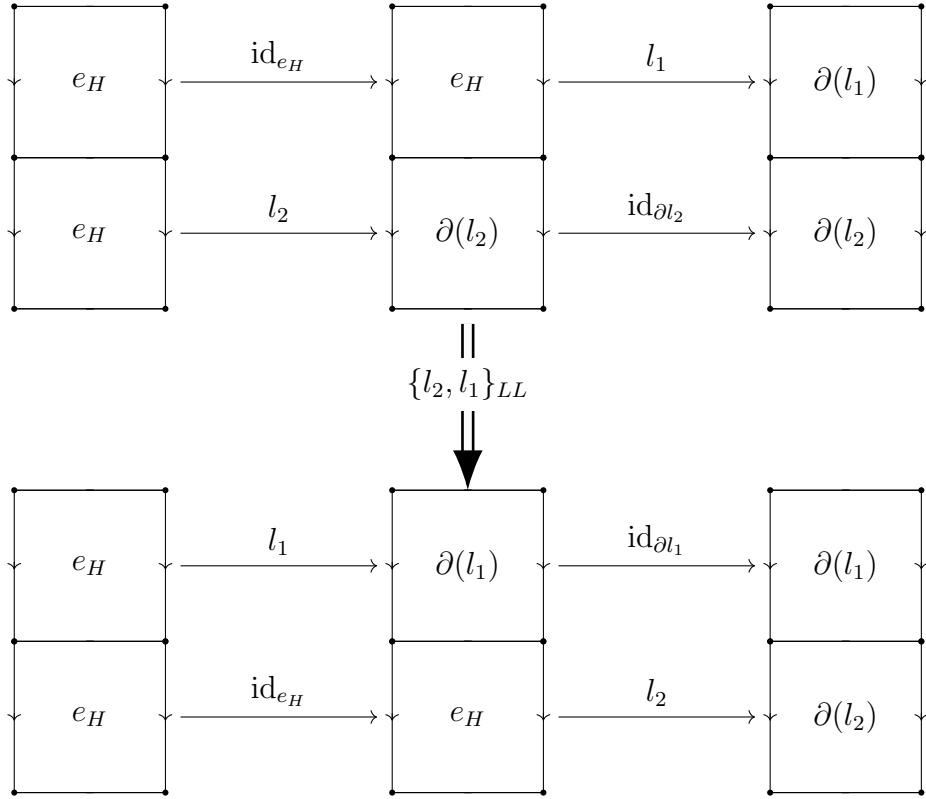
Figure 30: Diagram of $m_2 \#_3 l_1$ 

Figure 31: Diagram of LL-Peiffer lifting

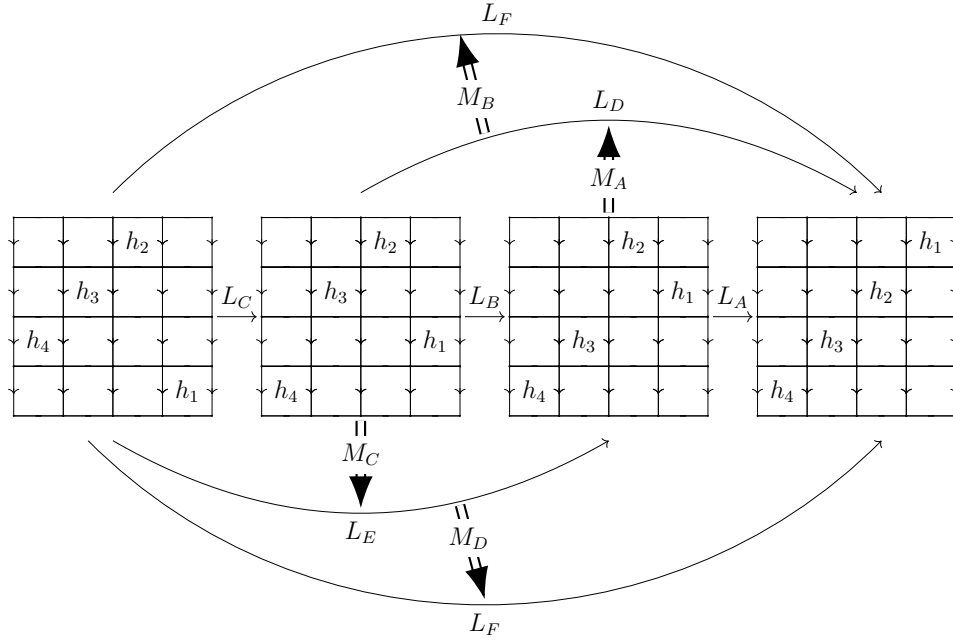


Figure 32: Property 25 of 3-crossed module

Each label from L_A to L_G and from M_A to M_D can be written as follows:

$$\begin{aligned}
 L_A &= {}^{h_4}h_3\{h_2, h_1\}, \quad L_B = {}^{h_4}\{h_3, \partial_{h_2}h_1\} \\
 L_C &= \{h_4, \partial_{(h_3h_2)}h_1\}, \quad L_D = {}^{h_4}\{h_3h_2, h_1\} \\
 L_E &= \{h_4h_3, h_1\}, \quad L_F = \{h_4h_3h_2, h_1\} \\
 M_A &= {}^{h_4}\{h_3, h_2, h_1\}, \quad M_B = \{h_4, h_3h_2, h_1\} \\
 M_C &= \{h_4h_3, \partial_{h_2}h_1\}, \quad M_D = \{h_4h_3, h_2, h_1\}.
 \end{aligned}$$

Hence, Property 25 can be expressed as

$$M_D {}^{L_A}M_C = M_B M_A$$

which means that the two possible compositions corresponding to the left-Homanian are identical.

Property 26 of a 3-crossed module can be obtained in a similar manner. This property can be represented by Figure 33.

In Figure 33, each label from L_A to L_G and from M_A to M_D can be written as in equation (43).

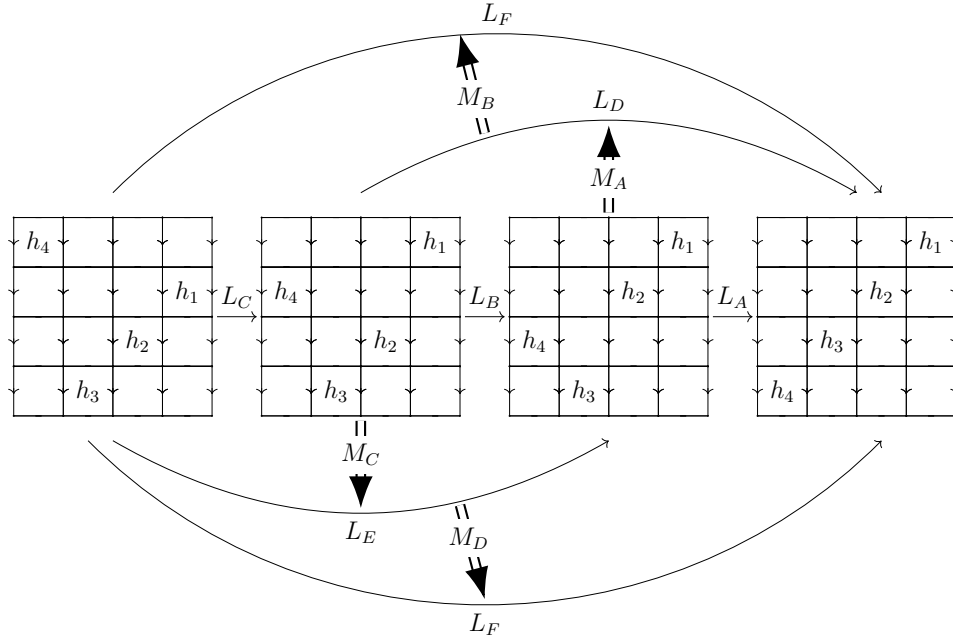


Figure 33: Property of 26 of 3-crossed module

$$\begin{aligned}
L_A &= \{h_4, h_3\}, \quad L_B = {}^{(\partial h_4 h_3)}\{h_4, h_2\} \\
L_C &= {}^{(\partial h_4(h_3 h_2))}\{h_4, h_1\}, \quad L_D = \{h_4, h_3, h_2\} \\
L_E &= {}^{(\partial h_4 h_3)}\{h_4, h_2 h_1\}, \quad L_F = \{h_4, h_3 h_2 h_1\} \\
M_A &= \{h_4, h_3, h_2\}', \quad M_B = \{h_4, h_3 h_2, h_1\}' \\
M_C &= {}^{(\partial h_4 h_3)}\{h_4, h_2, h_1\}', \quad M_D = \{h_4, h_3, h_2 h_1\}'
\end{aligned} \tag{43}$$

This shows that Property 26 of a 3-crossed module can be expressed as

$$M_B M_A = M_D {}^{L_A} M_C.$$

By examining Figure 33, we see that this property states that the two ways of applying the right-Homomorphism coincide.

Property 27 of a 3-crossed module can be represented by Figure 34.

Each label from L_A to L_K and from M_A to M_G in Figure 34 corresponds to an element of L or M . Here, we explicitly describe only those labels that are used in Property 27.

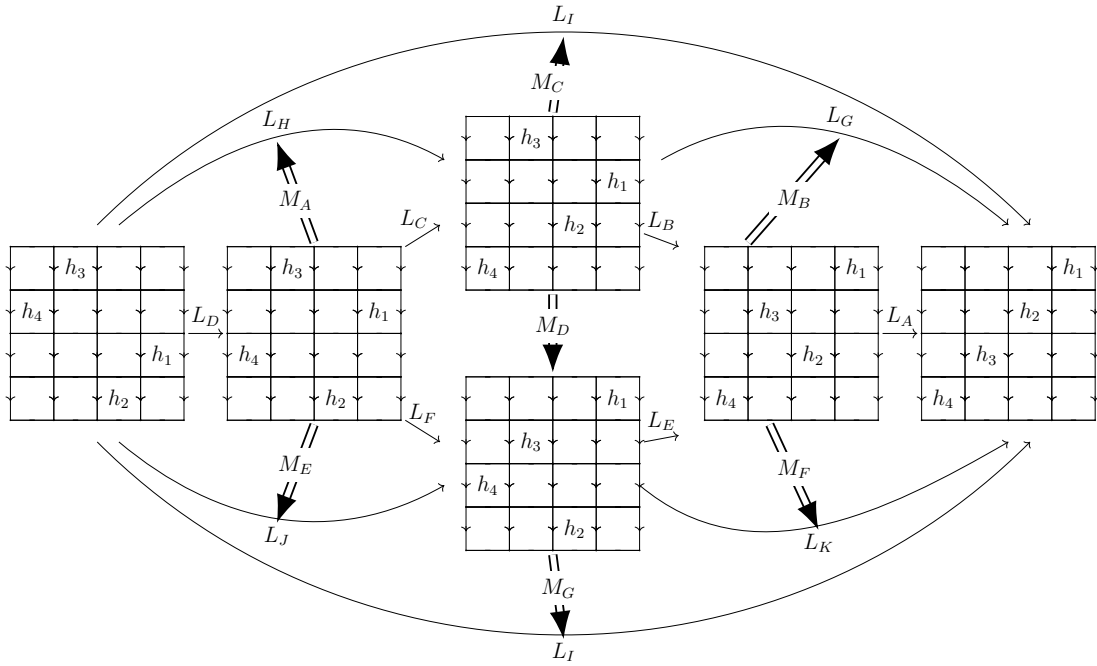


Figure 34: Property of 27 of 3-crossed module

Some of the labels in Figure 34 can be written as in equation (44).

$$\begin{aligned}
L_A &= {}^{h_4}\{h_3, h_2\}, \quad L_G = {}^{h_4}\{h_3, h_2 h_1\} \\
L_K &= \{h_4 h_3, h_2\} \\
M_A &= \{h_4, {}^{\partial h_3}h_2, {}^{\partial h_3}h_1\}', \quad M_B = {}^{h_4}\{h_3, h_2, h_1\}' \\
M_C &= \{h_4, h_3, h_2 h_1\}, \quad M_D = \{\{h_4, {}^{\partial h_3}h_2\}, {}^{\partial(h_4 h_3)h_2 h_4}\{h_3, h_1\}\}_{LL} \\
M_E &= {}^{\partial(h_4 h_3)h_2}\{h_4, h_3, h_1\}, \quad M_F = \{h_4, h_3, h_2\} \\
M_G &= \{h_4 h_3, h_2, h_1\}
\end{aligned} \tag{44}$$

Figure 34 shows that Property 27 of a 3-crossed module can be expressed as

$$M_C {}^{L_G}M_A M_B = M_G {}^{L_K}M_E M_F {}^{L_A}M_D.$$

Property 28 of a 3-crossed module can be represented by Figure 35.

Each label from L_A to L_D and from M_A to M_F in Figure 35 corresponds to an element of L or M . Again, we explicitly describe only those labels that appear in Property 28. Some of the labels in Figure 35 can be written as in equation (45).

$$\begin{aligned}
L_A &= \{h_3, h_2\}, \quad L_D = {}^{h_3}\{h_2, h_1\} \\
M_A &= \{h_3, h_2, h_1\}', \\
M_B &= ({}^{h_3}\{h_2, h_1\})\{h_3, \partial\{h_2, h_1\}^{-1}, h_2 h_1\}'\{h_3, \{h_2, h_1\}\}'\{^{\partial h_3}\{h_2, h_1\}, {}^{\partial \partial h_3}\{h_2, h_1\}^{-1}\{h_3, h_2 h_1\}\} \\
M_C &= \{h_3, {}^{\partial h_2}h_1, h_2\}'^{-1}, \quad M_D = \{^{\partial h_3}h_2, h_3, h_1\} \\
M_E &= \{h_3 h_2, h_1\}\{^{\partial(h_3 h_2)}h_1, \{h_3, h_2\}\}^{-1} \\
&\quad \times \{\{h_3, h_2\}, {}^{\partial\{h_3, h_2\}}\{h_3 h_2, h_1\}\}^{-1} \{h_3, h_2\}\{\partial\{h_3, h_2\}^{-1}, h_3 h_2, h_1\}^{-1}, \\
M_F &= \{h_3, h_2, h_1\}^{-1}
\end{aligned} \tag{45}$$

Figure 35 shows that property 28 of 3-crossed module can be write as ${}^{L_D}M_C M_B M_A = M_F M_E {}^{L_A}M_D$.

B. Cocycle condition

In this section, we introduce the meaning of formulas (29)-((d)). Throughout this section, we use the lattice-type representation.

First, we illustrate formula (29) by a diagram. For clarity, we consider the specific case $0 < 1 < 2 < 3 < 4 < 5$ instead of the general indices $i < j < k < m < p < q$. The corresponding diagram is shown in Figure 36.

By using Figure 36, we can understand formulas (30)-((d)) diagrammatically. Formula (30) can be described as shown in Figure 37.

We can interpret l_{0123} as an operator that shifts the inner arch within the outer arch. Formula 31 can then be represented as in Figure 38.

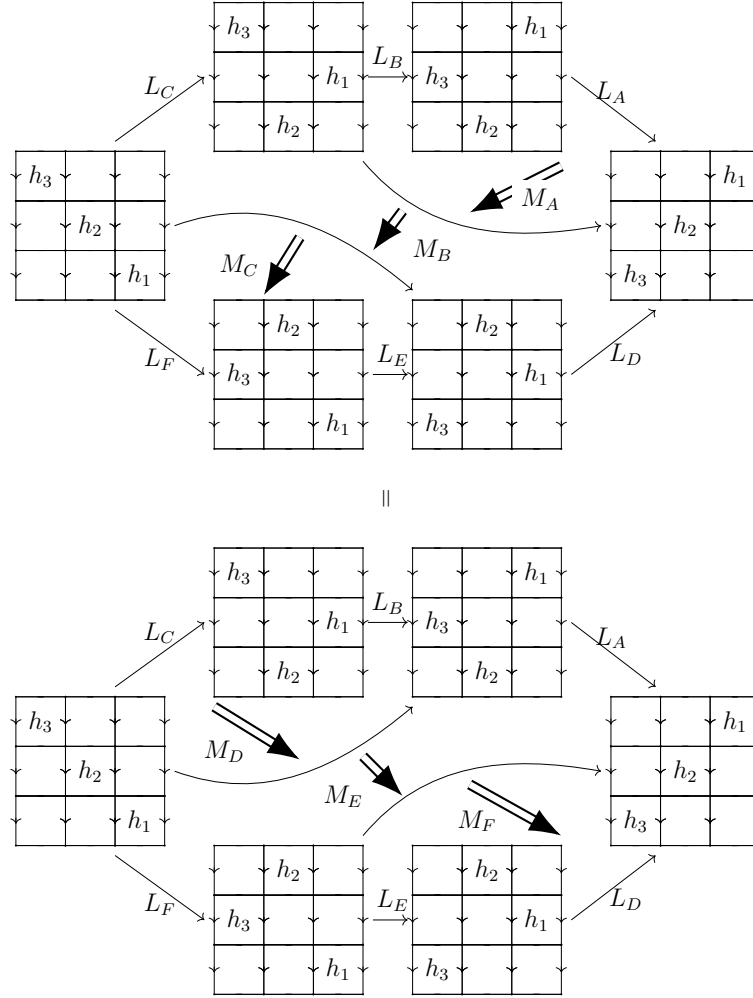
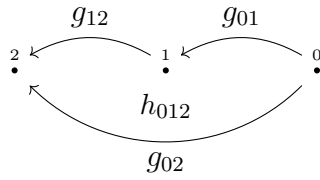
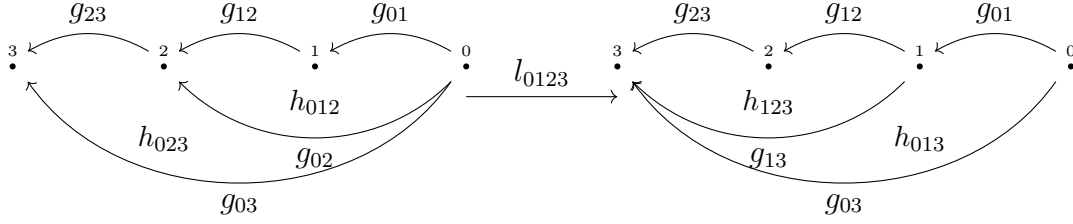


Figure 35: Diagram of property 28 of 3-crossed module


 Figure 36: Figure of h_{012}

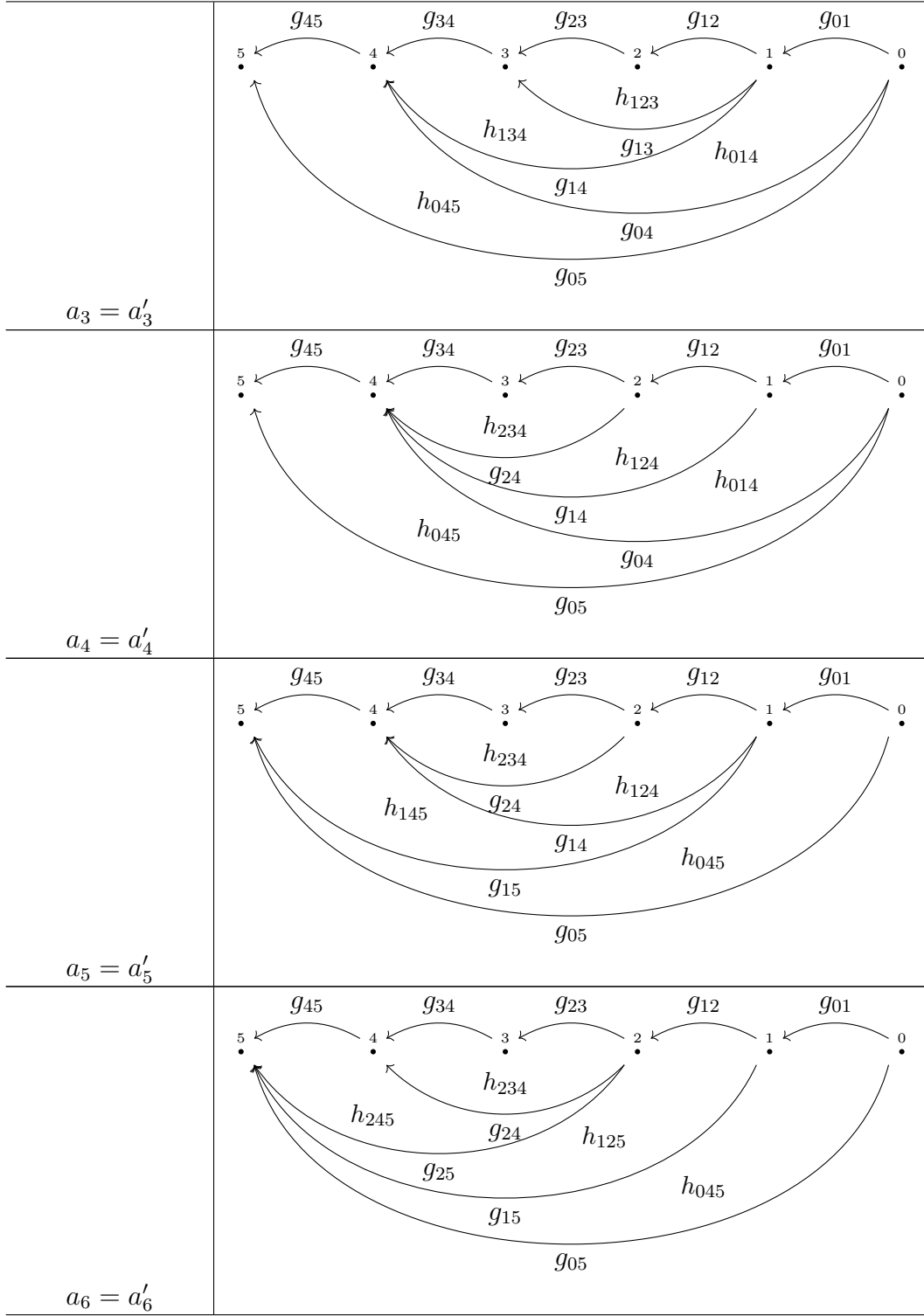
Figure 37: Diagram of l_{0123}

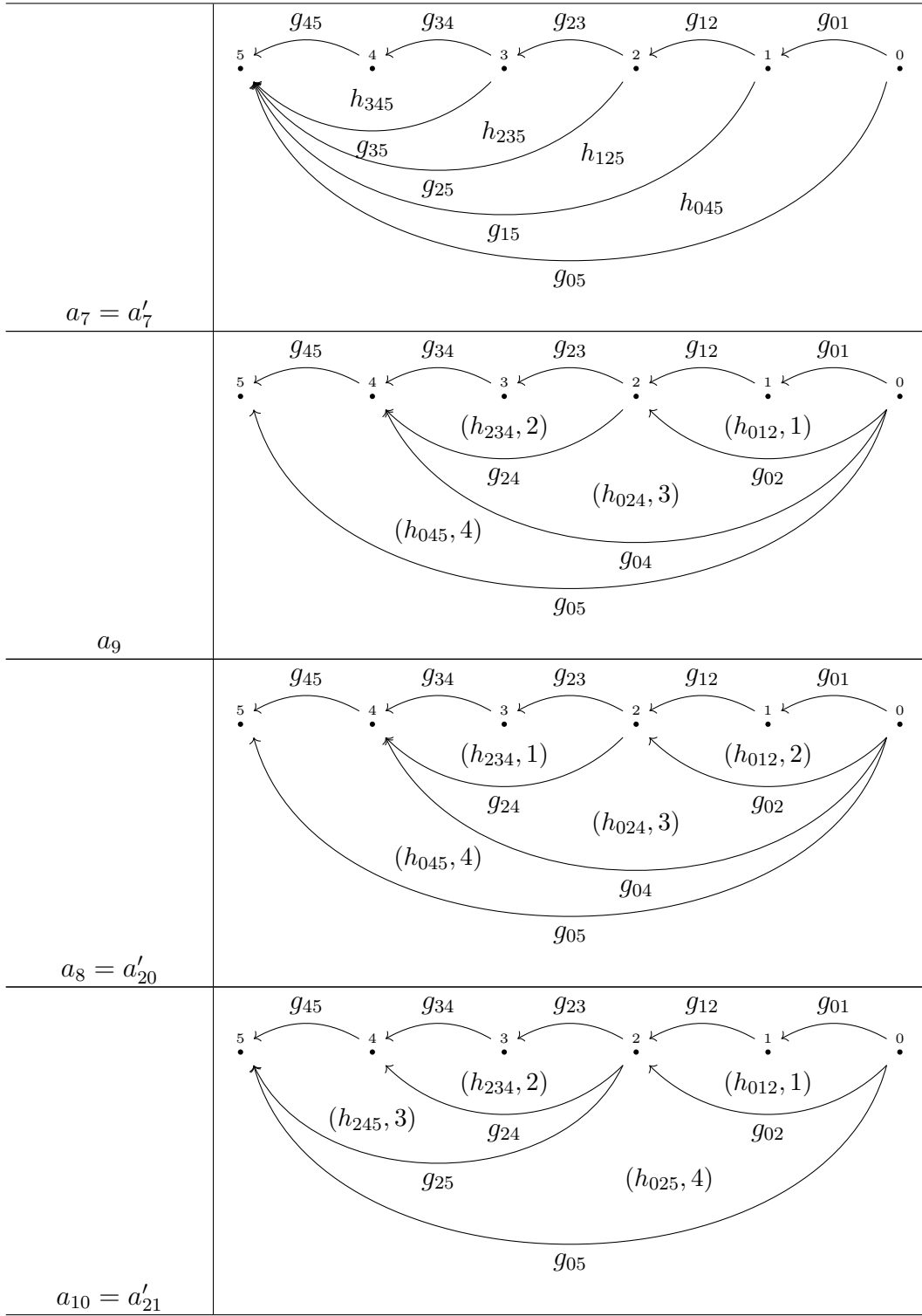
Formula (32) can also be represented diagrammatically. Figure 39 illustrates the left-hand side of (32) while Figure 40 illustrates the right-hand side.

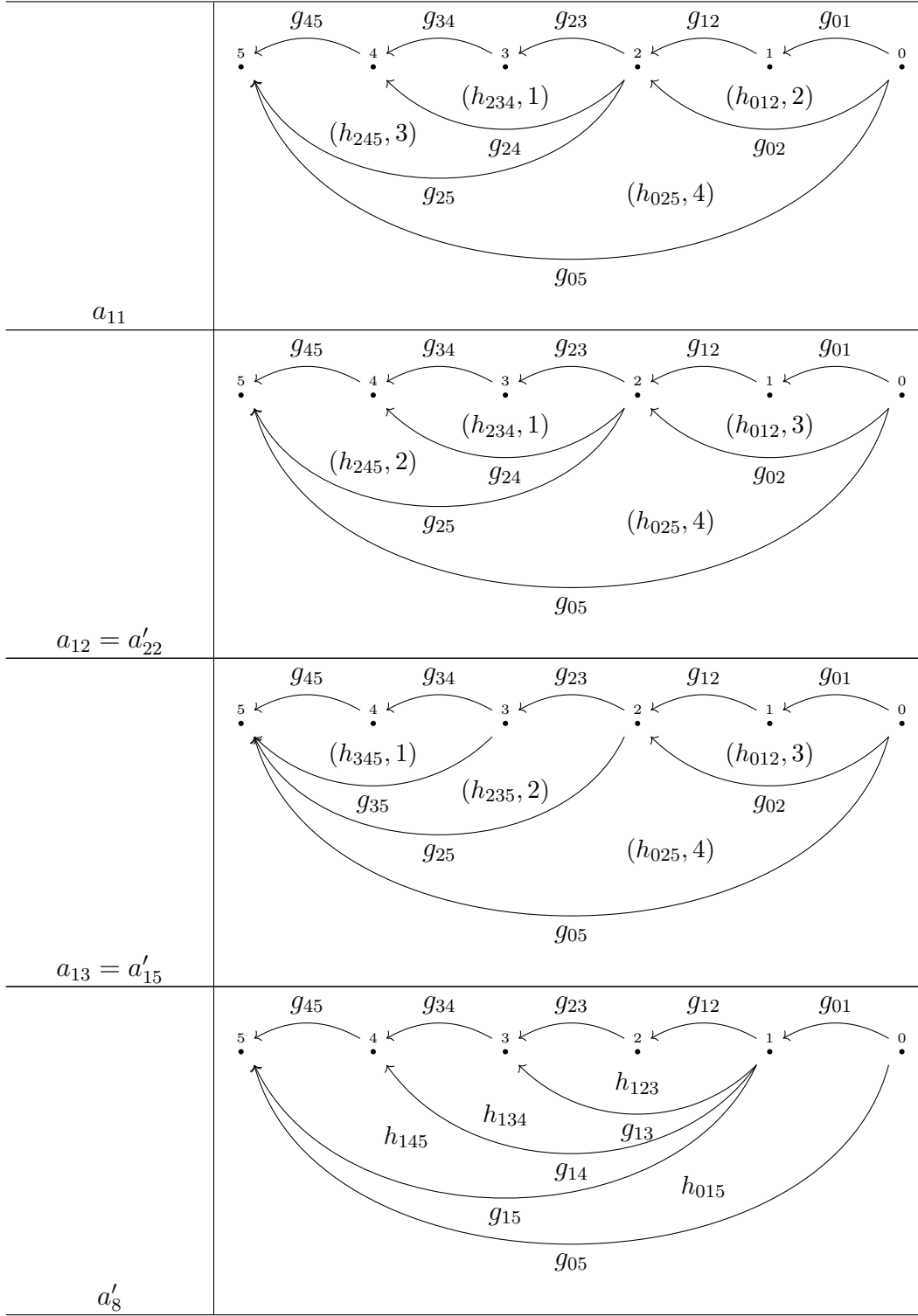
In the following, we use vertex labels instead of the lattice-type ones used in the previous figures. List 1 shows the correspondence between the vertices and the lattice-type diagrams appearing in the figures.

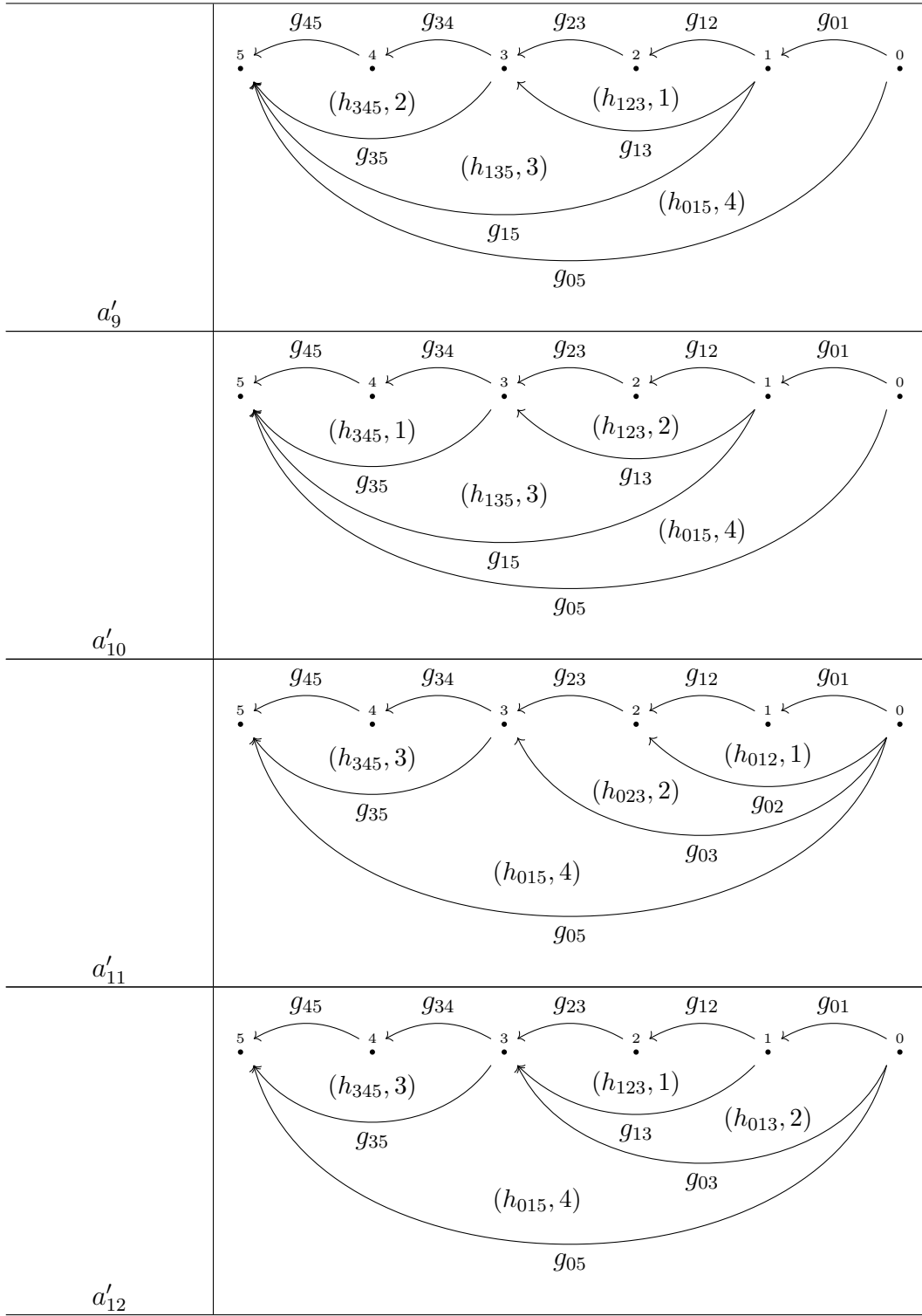
Table 1: Correspondence between vertices and the figure

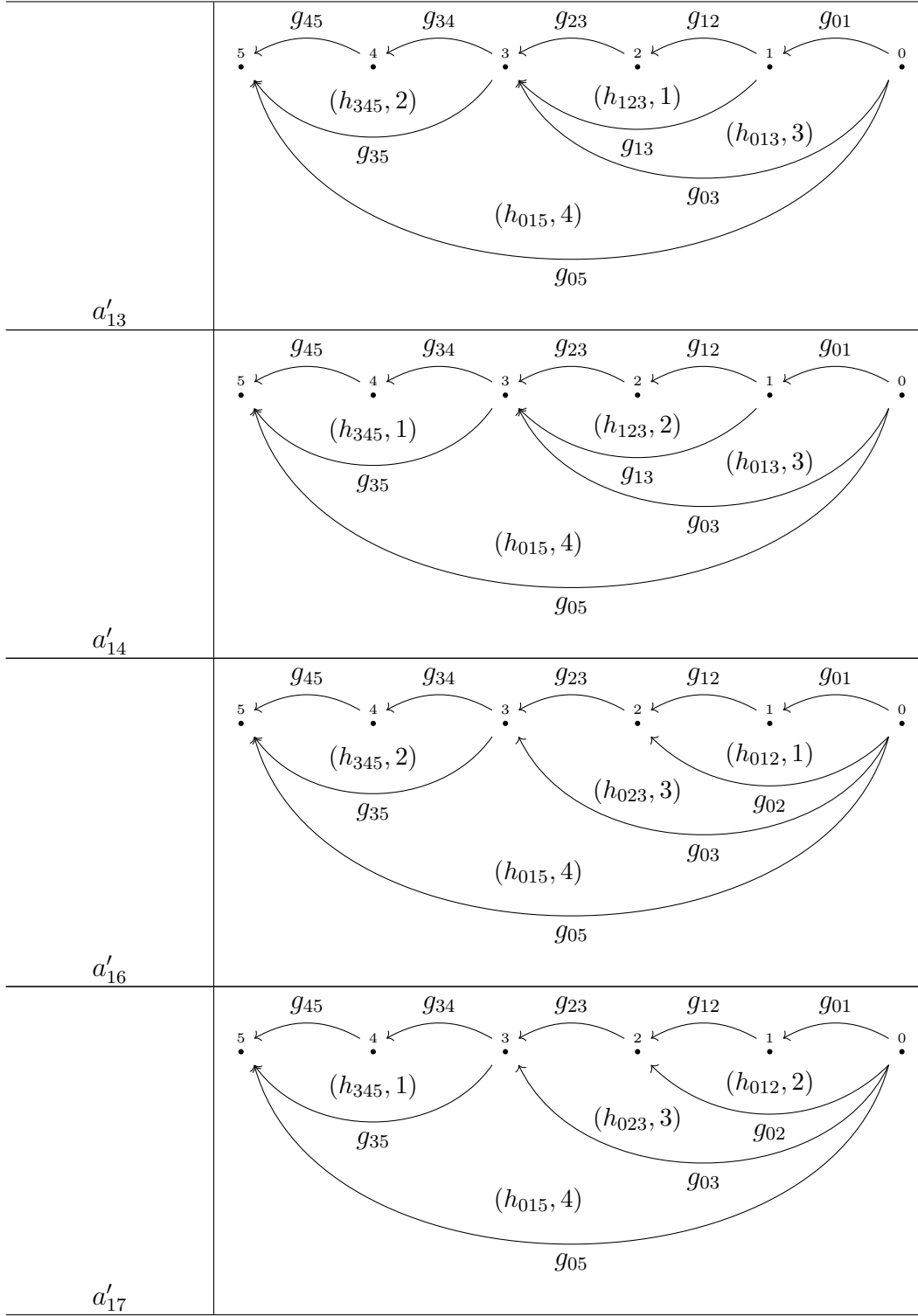
Label of vertex	Figure
$a_1 = a'_1$	
$a_2 = a'_2$	

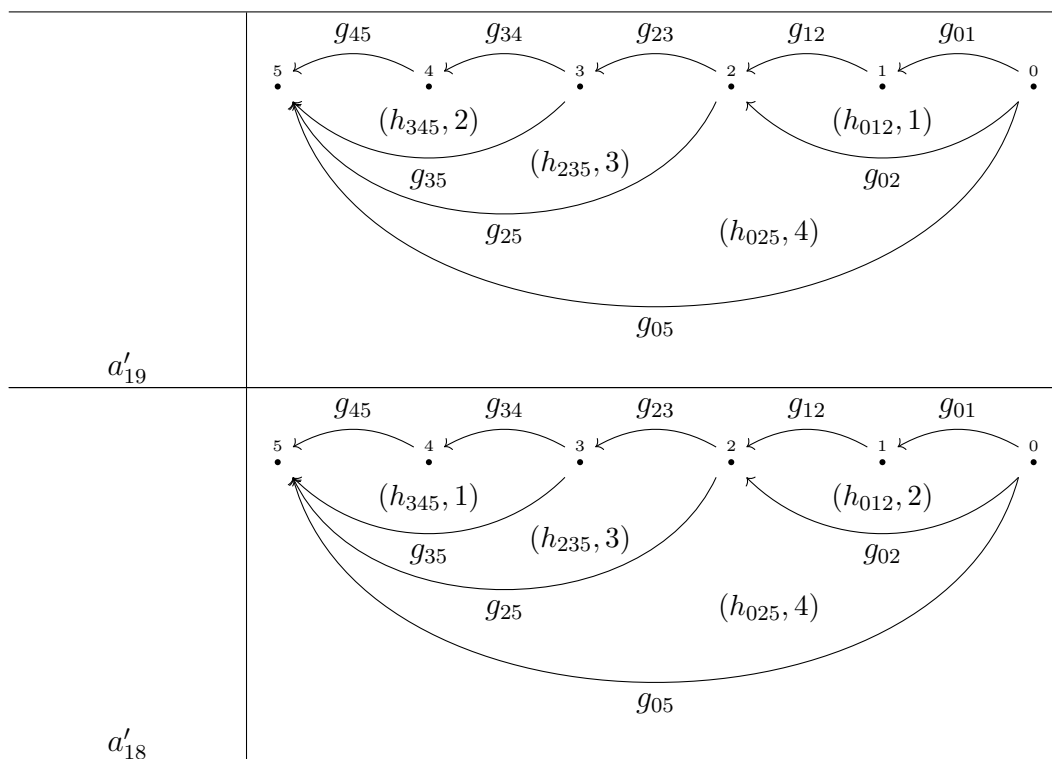


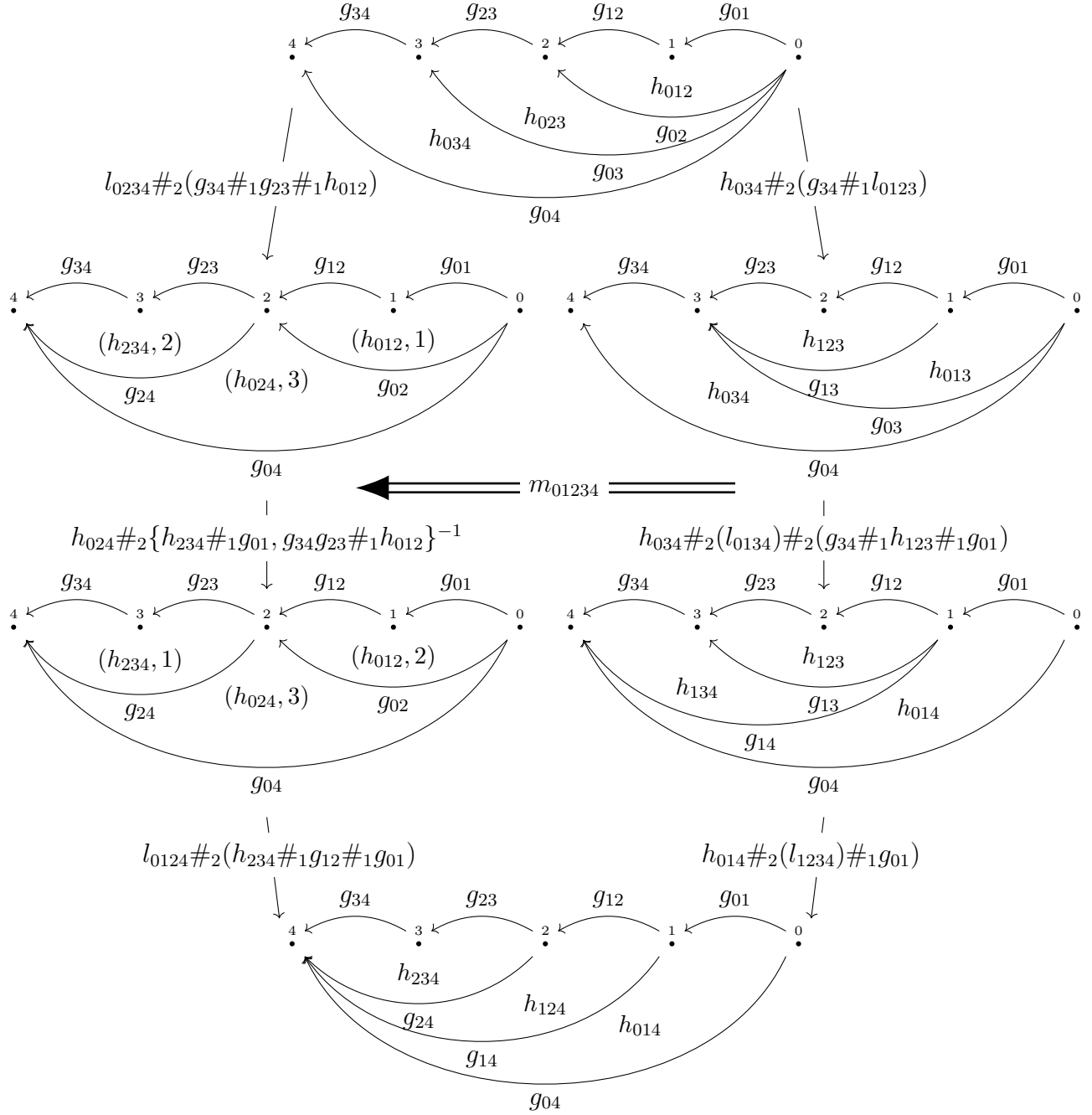










Figure 38: Diagram of m_{01234}

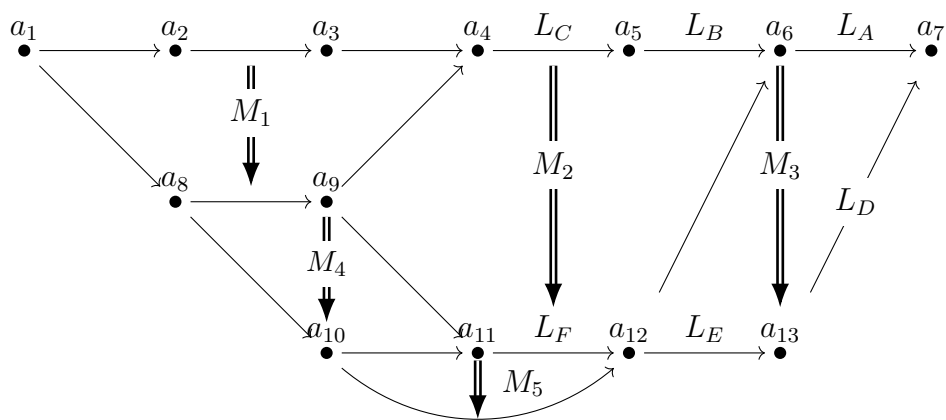


Figure 39: Diagram of left hand side of (32)

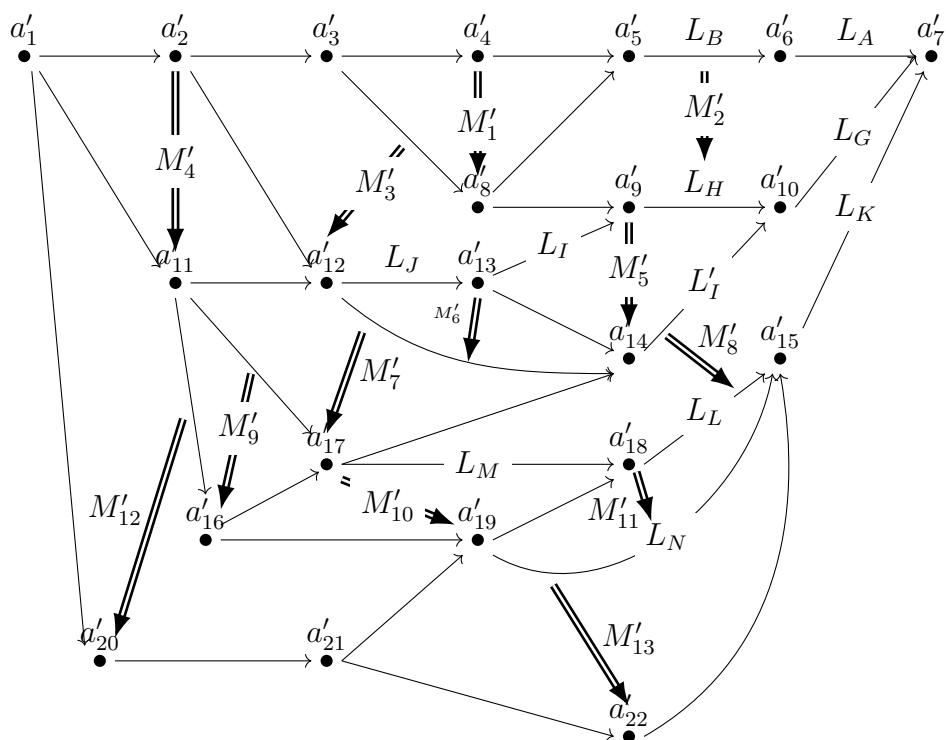


Figure 40: Diagram of right hand side of (32)

References

- [1] İ. Akça and S. Pak. Pseudo simplicial groups and crossed modules. *Turkish Journal of Mathematics*, 34:475–488, 2010.
- [2] Z. Arvasi, T. S. Kuzpinari, and E. Ö. Uslu. Three-crossed modules. *Homology, Homotopy and Applications*, 11:161–187, 2009.
- [3] J. Baez and U. Schreiber. Higher gauge theory: 2-connections on 2-bundles, 2004.
- [4] Daniel Conduché. Modules croisés généralisés de longueur 2. *Journal of Pure and Applied Algebra*, 34:155–178, December 1984.
- [5] Y. Hidaka, M. Nitta, and R. Yokokura. Topological axion electrodynamics and 4-group symmetry. *Physics Letters B*, 823:136762, 2021.
- [6] Y. Hidaka, M. Nitta, and R. Yokokura. Global 4-group symmetry and ’t hooft anomalies in topological axion electrodynamics. *Progress of Theoretical and Experimental Physics*, 2022:04A109, 2022.
- [7] J. F. Martins and T. Porter. On yetter’s invariant and an extension of the dijkgraaf–witten invariant to categorical groups. *Theory and Applications of Categories*, 18:118–150, 2007.
- [8] João Faria Martins and Roger Picken. The fundamental Gray 3-groupoid of a smooth manifold and local 3-dimensional holonomy based on a 2-crossed module. *Differential Geometry and its Applications*, 29:179–206, Mar 2011.
- [9] B. Noohi. Notes on 2-groupoids, 2-groups and crossed-modules. *Homology, Homotopy and Applications*, 9(1):75–106, 2007.
- [10] Sven-S. Porst. Strict 2-groups are crossed modules, 2008.
- [11] T. Radenkovic and M. Vojinovic. Topological invariant of 4-manifolds based on a 3-group. *Journal of High Energy Physics*, 07:105, 2022.
- [12] Charles Rezk. Introduction to quasicategories. Lecture notes, University of Illinois, 2022.
- [13] M. Sarikaya and E. Ulualan. Comparing 2-crossed modules with gray 3-groups. *Theory and Applications of Categories*, 41(45):1557–1595, 2024.
- [14] U. Schreiber and K. Waldorf. Parallel transport and functors, 2007.
- [15] U. Schreiber and K. Waldorf. Smooth functors vs. differential forms, 2008. arXiv e-prints (Feb., 2008).

- [16] U. Schreiber and K. Waldorf. Connections on non-abelian gerbes and their holonomy. *Theory and Applications of Categories*, 28(17):476–540, 2013.
- [17] W. Wang. On 3-gauge transformations, 3-curvatures, and gray-categories. *Journal of Mathematical Physics*, 55:043506, 2014.
- [18] J. H. C. Whitehead. Combinatorial homotopy. II. *Bulletin of the American Mathematical Society*, 55:453–496, May 1949.

Department of Physics, Tohoku University

Department of Mathematics, Tohoku University

Email: masaki.fukuda.r8@dc.tohoku.ac.jp
seiyo.shu.r7@dc.tohoku.ac.jp