

# Geometric Approach to Light Rings in Axially Symmetric Spacetimes

Chenkai Qiao,<sup>1,2,\*</sup> Ming Li,<sup>2,3,†</sup> Donghui Xie,<sup>4,‡</sup> and Minyong Guo<sup>4,5,§</sup>

<sup>1</sup>*School of Physical Science and New Energy, Chongqing University of Technology,  
Chongqing, 400054, The People's Republic of China*

<sup>2</sup>*School of Mathematical Science, Chongqing University of Technology,  
Chongqing, 400054, The People's Republic of China*

<sup>3</sup>*Mathematical Science Research Center, Chongqing University of Technology,  
Chongqing, 400054, The People's Republic of China*

<sup>4</sup>*School of Physics and Astronomy, Beijing Normal University,  
Beijing, 100875, The People's Republic of China*

<sup>5</sup>*Key Laboratory of Multiscale Spin Physics (Ministry of Education), Beijing Normal University,  
Beijing, 100875, The People's Republic of China*

(Dated: December 25, 2025)

Circular photon orbits have become an attractive topic in recent years. They play extremely important roles in black hole shadows, gravitational lensings, quasi-normal modes, and spacetime topological properties. The development of analytical methods for these circular orbits has also drawn extensive attention. In our recent work, [Phys. Rev. D \*\*106\*\*, L021501 \(2022\)](#), a geometric approach to circular photon orbits was proposed for spherically symmetric spacetimes. In the present study, we give an extension of this geometric approach from spherically symmetric spacetimes to axially symmetric rotational spacetimes. In such a geometric approach, light rings in the equatorial plane are determined through the intrinsic curvatures in the optical geometry of Lorentz spacetime, which gives rise to a Randers-Finsler geometry for axially symmetric spacetimes. Specifically, light rings can be precisely determined by the condition of vanishing geodesic curvature, and the stability of light rings is classified through the intrinsic flag curvature in Randers-Finsler optical geometry. This geometric approach presented in this work is generally applicable to any stationary and axially symmetric spacetime, without imposing any restriction on the spacetime metric forms. Furthermore, we provide a rigorous demonstration to show that our geometric approach yields completely equivalent results with those derived from the conventional approach (based on the effective potential of photons).

## I. INTRODUCTION

The circular photon orbits (such as photon spheres and light rings) have emerged as highly attractive topics in the explorations of black holes and other ultra-compact astrophysical objects as black hole mimickers, with their significance manifested through multiple avenues in theoretical and observational studies. Firstly, they are directly linked to the observed photon rings in black hole optical images [1–6]. Secondly, they have dominant influences on other astrophysical observations, such as gravitational lensing in astrophysical systems [7–10]. Thirdly, circular photon orbits uncover nontrivial relationships among Lyapunov exponent, chaotic motions of photons, and quasi-normal modes in gravitational perturbations [11]. The Lyapunov exponent of photons perturbed from circular orbits, which characterizes the chaotic behavior of photon motions [12], has a remarkable connection with the imaginary part of quasi-normal mode frequency in the eikonal limit [11, 13–15]. Fourthly, the existence of stable circular photon orbits may become a hint for spacetime instability. Some recent works suggested that

stable circular photon orbits may induce nonlinear instability in the dynamical evolution of black holes coupled with matter fields, producing notable observational signatures in gravitational waves and quasi-normal modes [16–19]. Finally, the circular photon orbits may also reveal the topological properties of spacetimes [20–24]. A number of studies have shown that the photon spheres and light rings in different types of spacetimes (such as black hole spacetimes, horizon-less spacetimes produced by ultracompact objects, and naked singularity spacetimes) exhibit entirely different features [21–35].

There are several approaches for studying circular photon orbits (or other particles' circular orbits) in the gravitational fields. The conventional approach employs the effective potential of photons moving in gravitational fields [5, 36–44]. This approach has proven highly valuable for analytically or numerically solving the photon orbit for a given specific gravitational source (with explicit spacetime metric expressions). However, it may become less convenient when investigating general features of photon orbits that are universally held for arbitrary and unspecific spacetime metrics, rather than dealing with a particular gravitational source with a known spacetime metric form. To circumvent this limitation, topological approaches to circular photon orbits have emerged [21–24]. For each circular orbit, topological invariants of auxiliary vector fields can be assigned, such as the topological index of vector fields, Brouwer's degree of mapping,

\* Email: [chenkaiqiao@cqut.edu.cn](mailto:chenkaiqiao@cqut.edu.cn)

† Email: [mingli@cqut.edu.cn](mailto:mingli@cqut.edu.cn)

‡ Email: [202311998198@mail.bnu.edu.cn](mailto:202311998198@mail.bnu.edu.cn)

§ Email: [minyongguo@bnu.edu.cn](mailto:minyongguo@bnu.edu.cn)

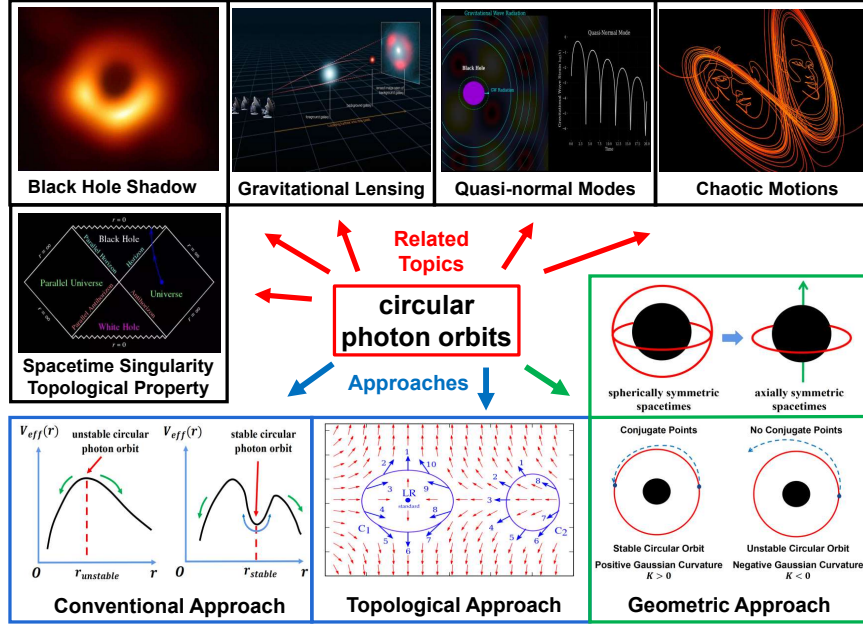


FIG. 1. The research backgrounds and motivations of our present work.

and topological charge of Duan's  $\phi$  mapping. This kind of approach has inspired a number of works on circular orbits and black hole topology [45–54], providing us with new insights and pathways for investigating general characteristics of circular orbits, topological structure of spacetimes, and the nature of gravitational fields.

In addition to the methods discussed above, a novel geometric approach to circular photon orbits was proposed in our recent work [55, 56], which relies on the mathematical construction of optical geometry and its intrinsic curvatures. This approach was initially developed for spherically symmetric spacetimes, where circular photon orbits in such spacetimes are described by photon spheres. The intrinsic curvatures in optical geometry are crucial to determine photon spheres and their stability. Specifically, photon spheres are characterized by vanishing geodesic curvature, while their stability is classified by the sign of Gaussian curvature. It has been demonstrated that this geometric approach yields completely equivalent results with the conventional approach based on local extrema of effective potentials [55, 56]. Our approach to photon spheres has enabled multiple applications, inspiring many important research on related topics [57–63]. For instance, the number and distribution characteristics of stable and unstable photon spheres in various types of spacetimes (including black hole spacetimes, ultra-compact objects' spacetime, regular spacetimes, and naked singularity spacetimes) have been obtained through geometric analysis of Gaussian curvature and geodesic curvature [57, 58]. Additionally, recent works suggested that similar geometric treatments can be used to study the massive particles' circular orbit and the massive particle surface [59–61]. Furthermore,

it is also reported that the Gaussian curvature in optical geometry has a nontrivial connection with the Lyapunov exponent correspond to unstable photon spheres [62, 63]. These studies provide solid evidence that the geometric quantities of auxiliary optical geometry can pioneer new directions in the exploration of gravitational fields and particle orbits.

Although our geometric approach has successfully characterized photon spheres in spherically symmetric spacetimes, its extension to more general and astrophysically relevant scenarios is necessary and compelling. There are vast majority of gravitational systems in astrophysics that are not spherically symmetric. Observationally, most of the supermassive black holes at the galaxy center typically exhibit rapid rotation, giving rise to axially symmetric spacetimes. Other ultra-compact astrophysical objects (like pulsars), may possess significant rotation. Consequently, a physically significant advancement of our geometric approach lies in its generalization to rotating spacetimes. The backgrounds and motivations of the present work are illustrated in figure 1.

In this study, we give an extension of our geometric approach on circular photon orbits to stationary and axially symmetric rotational spacetimes. The generalization from spherically symmetric spacetimes to axially symmetric spacetimes requires additional mathematical concepts and techniques. Particularly, the constructed optical geometry for rotational spacetimes is no longer a Riemannian geometry, as in the spherically symmetric cases, and it becomes a Randers-Finsler geometry  $dt = \sqrt{\alpha_{ij}dx^i dx^j} + \beta_i dx^i$  composed of a Riemannian part  $\alpha$  and a non-Riemannian part  $\beta$ . In this work, it will be shown that intrinsic curvatures in Randers-Finsler ge-

ometry (geodesic curvature and flag curvature) provide a complete description of light rings in the equatorial plane. The light ring positions are determined by the vanishing Finslerian geodesic curvature condition  $\kappa_g^{(F)} = 0$ . The stability of light rings exhibits a nontrivial connection with the intrinsic flag curvature in Randers-Finsler optical geometry. The positive flag curvature indicates the light ring to be stable, while the negative flag curvature implies the light ring to be unstable. This geometric description of stable and unstable light rings is fully equivalent to those based on the local maximum and local minimum of effective potentials.

The structure of this work is organized in the following way. Section I outlines the research backgrounds and motivations of our work. Section II provides a concise introduction on the optical geometry of Lorentz spacetimes, which plays a crucial role in our geometric approach to circular photon orbits. Section III presents a detailed formulation of our geometric approach to light rings in axially symmetric spacetimes, in which the curvature conditions are introduced to determine light rings and their stability. Section IV demonstrates the equivalence between our geometric approach and the conventional approach based on the effective potential of photons. In section V, representative examples are selected to show the validity and applicability of our approach. The conclusions and perspectives are summarized in section VI. Furthermore, the mathematical preliminaries required in this work are introduced in appendices, including the geodesic equation, the definition of geodesic cur-

vature, and the introduction of intrinsic flag curvature in the 2-dimensional Randers-Finsler geometry.

## II. OPTICAL GEOMETRY OF STATIONARY AND AXIALLY SYMMETRIC LORENTZ SPACETIME

The section briefly introduces the concept and properties of the optical geometry for axially symmetric (rotational asymmetric) spacetimes. The optical geometry serves as a powerful tool to investigate the motions of photons in gravitational fields. In the present work, our geometric approach to circular photon orbits (especially the light rings in axially symmetric spacetimes) is implemented using the intrinsic curvatures of optical geometry.

The underlying physical interpretation of the mathematical construction of optical geometry can be regarded as a generalization of the Fermat's principle in curved spacetimes [64–68]. The optical geometry proves to be a powerful construction in the gravitational lensing studies, and it can significantly reduce the computational complexity of the gravitational deflection angles for massless and massive particles [69–84]. There are several equivalent ways to construct the optical geometry of stationary spacetimes [69, 85, 86]. One of the most straightforward methods to construct the optical geometry is through a continuous mapping of spacetime geometry  $ds^2 = g_{\mu\nu}dx^\mu dx^\nu$  (which is a 4-dimensional Lorentz manifold) into a low-dimensional manifold with the null constraint  $d\tau^2 = -ds^2 = 0$  imposed [69–71]

$$\underbrace{ds^2 = g_{\mu\nu}dx^\mu dx^\nu}_{\text{Spacetime Geometry}} \xrightarrow{d\tau^2 = -ds^2 = 0} \underbrace{dt^2 = g_{ij}^{\text{OP}} dx^i dx^j}_{\text{Optical Geometry}} \quad \text{or} \quad \underbrace{dt = \sqrt{\alpha_{ij}^{\text{OP}} dx^i dx^j} + \beta_i^{\text{OP}} dx^i}_{\text{Optical Geometry}} \quad (1)$$

For static or stationary spacetimes, the photon orbits (which travel along lightlike / null geodesics in a 4-dimensional Lorentz manifold) become spatial geodesics when they are transformed into optical geometry. The stationary time coordinate  $t$  plays the role of arc-length parameter (or spatial distance parameter) in optical geometry, which must be minimized along the photon orbits. Particularly, if we focus on the particle motions in the equatorial plane, a 2-dimensional optical geometry can be constructed.

$$\underbrace{dt^2 = g_{ij}^{\text{OP}} dx^i dx^j}_{\text{Optical Geometry}} \xrightarrow{\theta = \pi/2} \underbrace{dt^2 = \tilde{g}_{ij}^{\text{OP-2d}} dx^i dx^j}_{\text{Optical Geometry (Two Dimensional)}} \quad \text{or} \quad \underbrace{dt = \sqrt{\alpha_{ij}^{\text{OP-2d}} dx^i dx^j} + \beta_i^{\text{OP-2d}} dx^i}_{\text{Optical Geometry (Two Dimensional)}} \quad (2)$$

The properties of optical geometry strongly depend on the symmetries of gravitational fields and spacetime metrics. For a spherically symmetric spacetime, its optical geometry gives rise to a Riemannian manifold [69–72]. For a rotational and axially symmetric spacetime, the corresponding optical geometry is described by a Randers-Finsler manifold [73–75, 86–89].

In the static and spherically symmetric gravitational field, the Riemannian geometry nature of optical geometry

is easy to observe. Considering a general spherically symmetric spacetime with the metric

$$ds^2 = g_{tt}dt^2 + g_{rr}dr^2 + g_{\theta\theta}d\theta^2 + g_{\phi\phi}d\phi^2, \quad (3)$$

the corresponding optical geometry can be obtained from the null constraint  $d\tau^2 = -ds^2 = 0$ , which eventually gives a 3-dimensional Riemannian manifold

$$dt^2 = g_{ij}^{\text{OP}} dx^i dx^j = -\frac{g_{rr}}{g_{tt}} \cdot dr^2 - \frac{g_{\theta\theta}}{g_{tt}} \cdot d\theta^2 - \frac{g_{\phi\phi}}{g_{tt}} d\phi^2. \quad (4)$$

When analyzing the photon spheres in spherically symmetric spacetimes, one can always restrict this optical geometry to the equatorial plane  $\theta = \frac{\pi}{2}$  without loss of generality. The explicit form of the 2-dimensional optical geometry is

$$dt^2 = \tilde{g}_{ij}^{\text{OP-2d}} dx^i dx^j = -\frac{g_{rr}}{g_{tt}} \cdot dr^2 - \frac{\bar{g}_{\phi\phi}}{g_{tt}} \cdot d\phi^2, \quad (5)$$

where  $\tilde{g}_{ij}^{\text{OP-2d}}$  denotes the 2-dimensional optical geometry metric, and the simplified notation  $\bar{g}_{\phi\phi}$  represents the metric component restricted to the equatorial plane  $\bar{g}_{\phi\phi} = g_{\phi\phi}(r, \theta = \frac{\pi}{2}, \phi)$ .

For any stationary axially symmetric and rotational gravitational systems, we now give an explanation that the optical geometry eventually results in a Randers-Finsler manifold. Considering the standard rotational black hole spacetime metric

$$ds^2 = g_{tt}dt^2 + 2g_{t\phi}dtd\phi + g_{rr}dr^2 + g_{\theta\theta}d\theta^2 + g_{\phi\phi}d\phi^2, \quad (6)$$

the optical geometry can be obtained in a similar way by imposing the null constraint  $d\tau^2 = -ds^2 = 0$ . Eventually, the arc length parameter (or spatial distance parameter) in optical geometry becomes

$$dt = \sqrt{-\frac{g_{rr}}{g_{tt}} \cdot dr^2 - \frac{g_{\theta\theta}}{g_{tt}} \cdot d\theta^2 + \frac{g_{t\phi}^2 - g_{tt}g_{\phi\phi}}{g_{tt}^2} \cdot d\phi^2} - \frac{g_{t\phi}}{g_{tt}} \cdot d\phi, \quad (7)$$

which exactly gives a Randers-Finsler manifold. Mathematically, the Randers-Finsler geometry is an extension of the Riemannian geometry [90–92], allowing the separation of arc-length / spatial distance into two parts

$$dt = \sqrt{\alpha_{ij}(x)dx^i dx^j} + \beta_i(x)dx^i. \quad (8)$$

The first part  $\alpha_{ij}$  is a Riemannian metric, and the second part  $\beta = \beta_i dx^i$  is a one-form that quantifies the departure of this Randers-Finsler geometry from the Riemannian geometry  $dt^2 = \alpha_{ij}dx^i dx^j$ . The above Randers-Finsler geometry recovers the Riemannian geometry if and only if  $\beta = 0$ .

In the present work, we mainly focus on the circular photon orbits in axially symmetric rotational spacetimes, whose optical geometry gives a Randers-Finsler geometry in expressions (7) or (8). In such Randers-Finsler optical geometry, for any continuous curve  $\gamma = \gamma(\lambda)$  parameterized by  $\lambda$ , the arc-length (or spatial distance) of this curve is calculated through the integration

$$\begin{aligned} L_{AB} &= \int_{s_A}^{s_B} \|T\|_{(x,T)}^{(F)} \cdot d\lambda \\ &= \int_{s_A}^{s_B} \left[ \sqrt{\alpha_{ij}(x) \frac{dx^i}{d\lambda} \frac{dx^j}{d\lambda}} + \beta_i(x) \frac{dx^i}{d\lambda} \right] d\lambda. \end{aligned} \quad (9)$$

where  $\|T\|_{(x,T)}^{(F)} \equiv \sqrt{\langle T, T \rangle_{(x,T)}^{(F)}}$  is the modulus of the tangent vector  $T = \frac{dx}{d\lambda} = \frac{dx^i}{d\lambda} \cdot \frac{\partial}{\partial x^i}$  in a Finsler manifold. Mathematically, the modulus of a tangent vector

in Finsler geometry can always be defined by a Finsler function  $\|T\|_{(x,T)}^{(F)} = \sqrt{\langle T, T \rangle_{(x,T)}^{(F)}} = F(x, T)$ <sup>1</sup>. The Randers-Finsler geometry is a special class of general Finsler geometry, where the Finsler function can always be decomposed into contributions from a Riemannian part  $\alpha$  and a non-Riemannian part  $\beta$ .

$$F(x, T) = \sqrt{\alpha_{ij}(x)T^i T^j} + \beta_i(x)T^i. \quad (10)$$

Furthermore, if the affine parameter is chosen to be the arc-length parameter  $\lambda = s$ , then the modulus of the tangent vector for any continuous curve becomes unit,  $\|T\|_{(x,T)}^{(F)} = 1$ . The photon orbits, which are null geodesics in 4-dimensional spacetime geometry, becomes spatial geodesics when they are transformed into the Randers-Finsler optical geometry, with the stationary time coordinate  $t$  to be the arc-length parameter in optical geometry (see expressions (8)).

In the Randers-Finsler geometry, there are several kinds of intrinsic geometric quantities that measure the geometric properties of Finsler geometry. The geodesic curvature  $\kappa_g^{(F)}$  and flag curvature  $\mathcal{K}_{\text{flag}}^{(F)}$  are two crucial intrinsic curvatures in the 2-dimensional Randers-Finsler geometry, which play significant roles in our geometric approach to light rings in rotational spacetime. The geodesic curvature is an intrinsic curvature of a continuous curve, which measures how far this curve is from being a geodesic curve in this Finsler manifold. The proper definition of geodesic curvature can be given in analogy with Riemannian geometry, which is presented in Appendix B. In particular, for any geodesics in 2-dimensional Randers-Finsler geometry, their geodesic curvature naturally vanish ( $\kappa_g^{(F)} = 0$ ), and the arc-length defined in (9) becomes extreme under a local variation ( $\delta L_{AB} = 0$ ). The flag curvature can be viewed as the

<sup>1</sup> In the Finsler geometry, the norm of a vector  $V$  depends not only on the position  $x \in M$ , but also on the tangent vector at this point  $y \in T_x M$ , so it is necessary to add a subscript to the vector norm  $\|V\|_{(x,y)}^{(F)} \equiv \sqrt{\langle V, V \rangle_{(x,y)}^{(F)}}$  or the inner product  $\langle V, W \rangle_{(x,y)}^{(F)}$ . The norms of the same vector can be different if we take inner products along different directions, namely  $\langle V, V \rangle_{(x,y_1)}^{(F)} \neq \langle V, V \rangle_{(x,y_2)}^{(F)}$  with  $y_1, y_2 \in T_x M$ . This is quite different from the Riemannian geometry, where the product of vectors  $\langle V, W \rangle$  is totally determined by the Riemannian metric  $g_{ij}(x)$ . The metric component  $g_{ij}(x)$  in Riemannian geometry depends only on the position in this manifold, regardless of the tangent direction. However, in the Finsler geometry, the proper definition of inner product is through the fundamental tensor  $g_{ij}^{(F)}$ , relying on position  $x$  and tangent vector  $y$ . The fundamental tensor in Finsler geometry plays a similar role as the Riemannian metric tensor when raising and lowering tensor indices, and its definition is provided in Appendix C. It is worth noting that the Finsler function measures the norm of the tangent vector  $T$  of continuous curves along its own direction (with  $y = T$ ), that is  $F(x, T) = \|T\|_{(x,T)}^{(F)} = \sqrt{\langle T, T \rangle_{(x,T)}^{(F)}}$ .

generalization of the Gaussian curvature into Finsler geometry, which quantifies whether a 2-dimensional surface (pr 2-dimensional subsurface) is intrinsically flat or not. The sign of flag curvature provides a non-trivial constraint on the existence of conjugate points in Finsler geometry, which will be extremely helpful for determining the stability of light rings. The more detailed introductions and discussions on geodesics, geodesic curvature, and flag curvature are given in Appendices A-C.

### III. GEOMETRIC APPROACH TO DETERMINE LIGHT RINGS

In this section, we present the geometric approach to light rings for arbitrary stationary and axially symmetric spacetimes, using the intrinsic curvatures of optical geometry to analyze light rings and their stability. Firstly, we recover a well-known equation for the angular velocity of photons traveling along light rings through the unit norm of tangent vectors in optical geometry, manifesting the equivalence between optical geometry and spacetime geometry when analyzing circular photon orbits. Secondly, we propose a geodesic curvature condition for light rings, which suggests that the locations of light rings are characterized by vanishing geodesic curvature in Randers-Finsler optical geometry. Finally, we establish a criterion that the stability of light rings can be determined through the intrinsic flag curvature, based on the Cartan-Hadamard theorem in optical geometry.

For any stationary and axially symmetric rotational spacetime, the constructed optical geometry is a Randers-Finsler geometry given by expressions (7) and (8). The stationary time  $t$  plays the role of arc-length parameter in optical geometry, and the lengths of photon orbits are measured by the stationary time interval between the emission time  $t_A$  and the received time  $t_B$

$$t_{AB} = \int_A^B dt = \int_{t_A}^{t_B} \left[ \sqrt{\alpha_{ij}(x) \frac{dx^i}{dt} \frac{dx^j}{dt}} + \beta^i(x) \frac{dx^i}{dt} \right] dt. \quad (11)$$

Following the basic idea of Fermat's principle, which suggests that the optical path of a photon orbit starting and ending at two fixed points  $A$  and  $B$  must be an extreme,

it is clear to see that the stationary time interval  $t_{AB}$  can play the role of optical path when Fermat's principle is generalized to curved spacetimes. Therefore, photon trajectories always travel along geodesics in optical geometry such that the arc-length parameter (optical path) attains the extreme under a local variation  $\delta t = 0$ . Using the stationary time  $t$  as the affine parameter, the tangent vectors of light orbits in the 3-dimensional optical geometry are  $T^{\text{OP}} = (\frac{dr}{dt}, \frac{d\theta}{dt}, \frac{d\phi}{dt})$ , and these tangent vectors must be unit vectors in Randers-Finsler optical geometry (since the stationary time is identically the arc-length parameter in optical geometry), which suggests

$$\|T^{\text{OP}}\|_{(x, T^{\text{OP}})}^{(F)} = \left[ \sqrt{\alpha_{ij}(x) \frac{dx^i}{dt} \frac{dx^j}{dt}} + \beta^i(x) \frac{dx^i}{dt} \right] = 1. \quad (12)$$

**Unit Tangent Vector Norm Condition for Light Rings:** Particularly, if we focus on light rings restricted in the equatorial plane (with  $\theta = \frac{\pi}{2}$ ), the radial and polar components of tangent vectors for these circular orbits are both zero, namely  $(T^{\text{OP}})^r = \frac{dr}{dt} = 0$  and  $(T^{\text{OP}})^\theta = \frac{d\theta}{dt} = 0$ . The tangent vector of light rings has only one non-zero component, which is defined as the corresponding angular velocity of photon beams moving along these circular orbits  $(T^{\text{OP}})^\phi = \frac{d\phi}{dt} = \Omega$ . The unit norm of tangent vectors in Randers-Finsler optical geometry via equation (12) leads to

$$\begin{aligned} < T^{\text{OP}} \cdot T^{\text{OP}} >_{(x, T^{\text{OP}})}^{(F)} = 1 \\ \Rightarrow F(x, T^{\text{OP}}) &= \sqrt{\alpha_{ij} \frac{dx^i}{dt} \frac{dx^j}{dt}} + \beta_i \frac{dx^i}{dt} \\ &= \sqrt{\alpha_{\phi\phi} \Omega^2 + \beta_\phi \Omega} \\ &= \sqrt{\frac{g_{t\phi}^2 - g_{tt} g_{\phi\phi}}{g_{tt}^2}} \cdot \Omega^2 - \frac{g_{t\phi}}{g_{tt}} \cdot \Omega \\ &= 1, \\ \Rightarrow g_{tt} + 2g_{t\phi} \Omega + g_{\phi\phi} \Omega^2 &= 0. \end{aligned} \quad (13)$$

The last line is exactly the well-known equation for the angular velocity of photon beams moving along light rings. Based on the aforementioned derivation, the following conclusion can be drawn from the Randers-Finsler optical geometry

$$< T^{\text{OP}} \cdot T^{\text{OP}} >_{(x, T^{\text{OP}})}^{(F)} = 1 \text{ and } (T^{\text{OP}})^r = (T^{\text{OP}})^\theta = 0 \Rightarrow \left[ g_{tt} + 2g_{t\phi} \Omega + g_{\phi\phi} \Omega^2 \right]_{r=r_{\text{LR}}} = 0, \quad (14a)$$

$$\left[ g_{tt} + 2g_{t\phi} \Omega + g_{\phi\phi} \Omega^2 \right]_{r=r_{\text{LR}}} = 0 \Leftrightarrow \left[ \sqrt{\alpha_{\phi\phi} \Omega^2 + \beta_\phi \Omega} \right]_{r=r_{\text{LR}}} = 1. \quad (14b)$$

It is interesting to note that equation (14a) can also be obtained from the conventional approach, simply by setting the effective potential of photons to zero. In the spacetime geometry, the effective potential of photons is usually defined through the reduced null geodesic equation, and the vanishing of the effective potential can be connected with a constraint on tangent vectors of null geodesics, via  $u^r = \frac{dr}{d\lambda} = 0$  and  $u^\theta = \frac{d\theta}{d\lambda} = 0$ .

$$u \cdot u = 0 \text{ and } u^r = u^\theta = 0 \Rightarrow V_{\text{eff}}(r) = 0. \quad (15)$$

Comparing the relations in (14a) and (15), it is clearly manifested that the optical geometry and spacetime geometry play an equivalent role when analyzing circular photon orbits. Furthermore, an equivalent relationship can be established between our geometric approach and the conventional effective potential approach

$$\langle T^{\text{OP}} \cdot T^{\text{OP}} \rangle_{(x, T_{\text{OP}})}^{(F)} = 1 \quad \text{and} \quad (T^{\text{OP}})^r = (T^{\text{OP}})^\theta = 0 \quad \Leftrightarrow \quad u \cdot u = 0 \quad \text{and} \quad u_r = u_\theta = 0, \quad (16a)$$

$$\left[ \sqrt{\alpha_{\phi\phi}\Omega^2} + \beta_\phi \Omega \right]_{r=r_{\text{LR}}} = 1 \quad \Leftrightarrow \quad \left[ g_{tt} + 2g_{t\phi}\Omega + g_{\phi\phi}\Omega^2 \right]_{r=r_{\text{LR}}} = 0 \quad \Leftrightarrow \quad V_{\text{eff}}(r = r_{\text{LR}}) = 0. \quad (16b)$$

The verification of this relation is presented in the next section.

At this stage, we have successfully re-derived an equation for the angular velocity of photons traveling along light rings through a pure geometric analysis. The derivation process is independent of any physical properties of gravitational sources, basically from the unit norm of tangent vectors in Randers-Finsler optical geometry. In the following part of this section, we shall provide the corresponding geometric conditions for light rings and their stability using intrinsic curvatures in optical geometry.

#### Geodesic Curvature Condition for Light Rings:

The light rings in the equatorial plane are spatial geodesics when they are transformed into the optical geometry, so the geodesic curvature of light rings in 2-dimensional Randers-Finsler automatically vanishes

$$\text{Light Rings} \quad \Leftrightarrow \quad \kappa_g^{(F)}(r = r_{\text{LR}}) = 0. \quad (17)$$

Here, the radial variable  $r$  in parentheses implies that we are dealing with a circular continuous curve with constant radius. Since the Randers-Finsler geometry can be decomposed into a Riemannian part  $\alpha$  and a non-Riemannian part  $\beta$  (see expression (8)), it is natural to expect that the geodesic curvature in Randers-Finsler geometry also consists of contributions from two parts

$$\kappa_g^{(F)} = \kappa_g^{(\alpha)} + \kappa_\beta^{(\alpha)}. \quad (18)$$

Here, the notation  $\kappa_g^{(F)}$  labels the geodesic curvature for a continuous curve in Randers-Finsler geometry,  $\kappa_g^{(\alpha)}$  denotes the geodesic curvature for the same continuous

curve with respect to the Riemannian metric part  $\alpha_{ij}$ , and  $\kappa_\beta^{(\alpha)}$  is the additional contribution acting on geodesic curvature  $\kappa_g^{(\alpha)}$  due to the presence of non-Riemannian part  $\beta$ . Particularly, for any geodesic curves in optical geometry (7), the additional contribution from  $\beta$  part satisfies

$$\kappa_\beta^{(\alpha)} = \frac{\text{Sign}(\Omega)}{\sqrt{\alpha_{rr}\alpha_{\phi\phi}}} \cdot \frac{\partial\beta_\phi}{\partial r}. \quad (19)$$

with the notation  $\text{Sign}(\Omega)$  labels the sign of angular velocity. The same result has been derived in a recent work of Asida *et al.* [74], but they interpreted it as the “gravitomagnetic” effect<sup>2</sup>. Here we give a pure geometric interpretation on this term, arising from the non-Riemannian nature of optical geometry. On the other hand, for a light ring in the equatorial plane (with constant radius  $r = r_{\text{LR}}$ ), its geodesic curvature with respect to the Riemannian metric part  $\alpha$  can be calculated using the classical Liouville’s relation [93]

$$\kappa_g^{(\alpha)}(r = r_{\text{LR}}) = \frac{1}{2\sqrt{\alpha_{rr}}} \frac{\partial \log(\alpha_{\phi\phi})}{\partial r} \Big|_{r=r_{\text{LR}}}. \quad (20)$$

Combining the results in equations (18)-(20), it can be demonstrated that the vanishing of geodesic curvature in Randers-Finsler optical geometry for light rings implies that

$$\kappa_g^{(F)}(r = r_{\text{LR}}) = 0 \quad \Leftrightarrow \quad \left\{ \frac{1}{2\sqrt{\alpha_{\phi\phi}}} \frac{\partial\alpha_{\phi\phi}}{\partial r} + \text{Sign}(\Omega) \cdot \frac{\partial\beta_\phi}{\partial r} \right\}_{r=r_{\text{LR}}} = 0. \quad (21)$$

This is the geodesic curvature condition for light rings in axially symmetric rotational spacetimes. Furthermore, by comparing our geometric approach with the conventional effective potential approach, we establish a correspondence for light rings in rotational spacetimes

$$\kappa_g^{(F)}(r = r_{\text{LR}}) = 0 \quad \Leftrightarrow \quad \frac{dV_{\text{eff}}(r)}{dr} \Big|_{r=r_{\text{LR}}} = 0. \quad (22)$$

<sup>2</sup> In reference [74], Asida *et al.* give the expression  $\kappa_\beta^{(\alpha)} = \frac{1}{\sqrt{\alpha_{rr}\alpha_{\phi\phi}}} \cdot \frac{\partial\beta_\phi}{\partial r}$ . In this work, we have adopted a slightly different regularization from what Asida *et al.* have used in reference, so that the retrograde motion (counter-rotating motion) of light can contribute to an additional minus sign in the calculation of  $\kappa_\beta^{(\alpha)}$ ,

compared with those for prograde motion (co-rotating motion) of light. This would lead to an additional factor  $\text{Sign}(\Omega)$  in the geodesic curvature contribution  $\kappa_\beta^{(\alpha)}$ , see Appendix B for more detailed discussions.

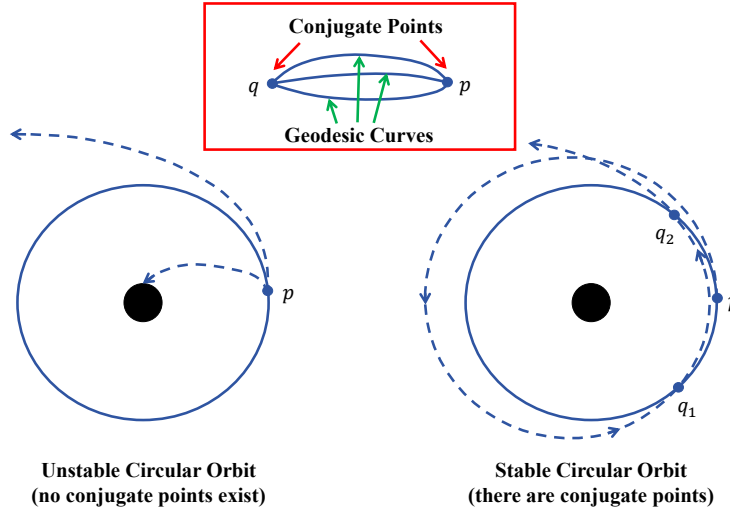


FIG. 2. Illustration of the nontrivial connections between the stability of circular photon orbits and the existence of conjugate points in optical geometry. (a) The left panel illustrates the photon beams perturbed from an unstable circular photon orbit at a given point  $p$ . The perturbed photons would inevitably move away from this unstable circular orbit (escape to infinity or fall into the event horizon produced by black holes), and it is not possible to find another point  $q$  conjugate to  $p$  in this unstable circular photon orbit. (b) The right panel illustrates the photon beams perturbed from a stable circular photon orbit. In such cases, the perturbed photons may travel along other bound photon orbits near this stable circular photon orbit. There are conjugate points in this stable circular photon orbit (it is easy to observe that  $p$  and  $q_1$  are conjugate points, meanwhile,  $q_1$  and  $q_2$  are also conjugate points).

The demonstration of this equivalence relationship will be given in the next section.

**Flag Curvatures Condition to the Stability of Light Rings, Conjugate Points, and Cartan-Hadamard Theorem:** Having derived the geodesic curvature condition for light rings in equations (17) and (21), it is necessary to further explore the stability of these light rings in the equatorial plane. To carry out a geometric analysis of the light ring stability using geometric properties of optical geometry, we resort to the mathematical concept of conjugate points. The existence of conjugate points proves to be of critical importance in distinguishing the stable and unstable light rings. Mathematically, two points  $p$  and  $q$  are defined to be conjugate points in a manifold, if a convergence of nearby geodesics starting from point  $p$  can eventually converge to another point  $q$  [93, 94]. Conversely, if two different geodesic curves starting from the point  $p$  can not converge at another point, then there are no points conjugate to  $p$  in this manifold. In the optical geometry, stable and unstable circular photon orbits have distinct properties, which have nontrivial connections with the conjugate points. Firstly, if photons are perturbed from an unstable circu-

lar photon orbit at a given point  $p$ , they would inevitably move away from this unstable circular orbit (the perturbed photons may eventually escape to infinity or fall into the event horizon produced by black holes). In such cases, the perturbed photons' orbit and the original unstable circular photon orbit, which belong to a geodesic congruence starting from the same point  $p$ , can not converge to each other at another point. Consequently, there are no conjugate points in the unstable circular photon orbit, as illustrated in the left part of figure 2. On the other hand, if photons are perturbed from a stable photon orbit, instead of moving away completely, they may travel along other bound photon orbits in the vicinity of this stable circular photon orbit. In such cases, the original stable circular orbit and the nearby bound photon orbits may have intersect points (the points  $q_1$  and  $q_2$  in the right part of figure 2, producing conjugate points in this stable circular photon orbit (for instance,  $p$  and  $q_1$ ,  $q_1$  and  $q_2$ ). Based on the above analysis, we conclude the following nontrivial relation between the stability of circular photon orbits and the existence of conjugate points:

---


$$\begin{aligned} \text{Stable Circular Photon Orbits} &\Rightarrow \text{Conjugate points exist in this circular photon orbit,} \\ \text{Unstable Circular Photon Orbits} &\Rightarrow \text{No conjugate points exist in this circular photon orbit.} \end{aligned}$$

Therefore, for light rings in axially symmetric spacetimes, their stability can be determined from an analysis of conjugate points in the equatorial plane of Randers-Finsler optical geometry. In differential geometry, the Cartan-Hadamard theorem strongly constrains the existence of conjugate points with the intrinsic geometric curvatures.

In the spherically symmetric cases, the Cartan-Hadamard theorem in optical geometry (which is a Riemannian geometry) constrains the existence of conjugate points with the sign (positive or negative) of the Gaussian curvature, yielding a Gaussian curvature condition for stable and unstable photon spheres [55–57]. However, in the stationary and axially symmetric cases, the corresponding optical geometry turns into a Randers-Finsler geometry, where non-Riemannian geometric effects from the  $\beta$  part come into play, and intrinsic curvatures become more complex than those in Riemannian geometry. To carry out a similar geometric analysis on the stability of light rings, we require a Randers-Finsler geometry version of the Cartan-Hadamard theorem

**Cartan-Hadamard Theorem (Finsler Geometry):** Let  $(M, F)$  to be any connected and forward geodesically complete Finsler manifold with non-positive flag curvature. Then, geodesics in this Finsler manifold do not contain conjugate points [90].

This Cartan-Hadamard theorem in Randers-Finsler optical geometry gives a correspondence on intrinsic flag curvature, existence of conjugate points, and the stability of light rings. For any stable light ring, the existence of conjugate points in this light ring definitely violates the prerequisite of the Cartan-Hadamard theorem, which

suggests that the flag curvature in the vicinity of stable light rings must be positive. Conversely, for the unstable light rings, the absence of conjugate points is consistent with the situations described in the Cartan-Hadamard theorem. This suggests that the flag curvature of optical geometry in the vicinity of unstable light rings is always negative<sup>3</sup>. According to the Cartan-Hadamard theorem in 2-dimensional Randers-Finsler optical geometry, the following flag curvature condition for stable and unstable light rings can be proposed:

$$\text{Stable Light Ring} \Leftrightarrow \mathcal{K}_{\text{flag}}^{(F)} > 0, \quad (23a)$$

$$\text{Unstable Light Ring} \Leftrightarrow \mathcal{K}_{\text{flag}}^{(F)} < 0. \quad (23b)$$

There are additional points on flag curvature that are worthy of notice. In the Riemannian geometry, the intrinsic Gaussian totally depends on the position in the manifold, via  $\mathcal{K}_{\text{Gaussian}} = \mathcal{K}_{\text{Gaussian}}(x)$ , while its successor in Finsler geometry — flag curvature — becomes more complicated and depends on more variables. In the Finsler geometry, the rigorous definition of flag curvature depends not only on the position  $x \in M$ , but also on two non-parallel vectors in the tangent space  $T_x M$ : a flagpole vector  $y$  and a transverse edge vector  $V$  (refer to Appendix C for more details), which suggests  $\mathcal{K}_{\text{flag}} = \mathcal{K}_{\text{flag}}(x, y, V)$  [90]. In the equatorial plane of optical geometry, it is convenient to choose the flagpole vector as the tangent vector of light rings  $y = T^{\text{OP}} = (\frac{dr}{dt}, \frac{d\phi}{dt}) = (0, \Omega)$ , and the transverse edge is selected as the radial frame vector  $V = \partial_r^{\text{OP}}$  towards the outward radial direction. In this manner, the flag curvature in the 2-dimensional Randers-Finsler optical geometry at a given radius  $r$  can be expressed as  $\mathcal{K}_{\text{flag}}^{(F)}(x, y, V) = \mathcal{K}_{\text{flag}}^{(F)}(r, T^{\text{OP}}, \partial_r^{\text{OP}})$ .

For general axially symmetric spacetimes with the optical geometry given by expression (4), the flag curvature in the equatorial plane with flag pole vector  $y = T^{\text{OP}}$  and transverse edge vector  $V = \partial_r^{\text{OP}}$  can be calculated through expression (C20) in Appendix C

$$\begin{aligned} \mathcal{K}_{\text{flag}}^{(F)}(r, T^{\text{OP}}, \partial_r^{\text{OP}}) &= \frac{1}{\alpha_{rr} \left(1 + \frac{\beta_\phi}{\sqrt{\alpha_{\phi\phi}}}\right)} \times \left\{ \frac{3\Omega^2 \sqrt{\alpha_{\phi\phi}}}{2\alpha_{rr}} \frac{d\alpha_{rr}}{dr} \cdot \left[ \frac{1}{2\sqrt{\alpha_{\phi\phi}}} \frac{d\alpha_{\phi\phi}}{dr} + \text{Sign}(\Omega) \frac{d\beta_\phi}{dr} \right] \right. \\ &\quad + \frac{3\beta_\phi \Omega \sqrt{\Omega^2}}{2\alpha_{rr}} \frac{d\alpha_{rr}}{dr} \cdot \left[ \frac{1}{2\sqrt{\alpha_{\phi\phi}}} \frac{d\alpha_{\phi\phi}}{dr} + \text{Sign}(\Omega) \frac{d\beta_\phi}{dr} \right] \\ &\quad \left. + \frac{\beta_\phi \Omega \sqrt{\alpha_{\phi\phi} \Omega^2}}{\alpha_{\phi\phi}} \cdot \left[ \frac{1}{2\alpha_{\phi\phi}} \frac{d\alpha_{\phi\phi}}{dr} + \text{Sign}(\Omega) \frac{d\beta_\phi}{dr} \right] \cdot \left[ \frac{1}{2\alpha_{\phi\phi}} \frac{d\alpha_{\phi\phi}}{dr} - \text{Sign}(\Omega) \frac{d\beta_\phi}{dr} \right] \right\} \end{aligned}$$

<sup>3</sup> There are some subtleties in this conclusion, since our assumption is slightly different from the cases described in the Cartan-Hadamard theorem in mathematical literature. Strictly speaking, the Cartan-Hadamard theorem is a theorem relevant to global geometric and topological properties. The prerequisite of the Cartan-Hadamard theorem is that the flag curvature must be non-positive everywhere, and the conclusion is that no conjugate points exist in the entire Finsler manifold. In the present work, we do not care about whether conjugate points exist in the entire equatorial plane of optical geometry (especially the region very

far from the light ring positions). What we are really concerned about is the conjugate points located in light rings (or near light rings). So we slightly weaken the prerequisite condition of the Cartan-Hadamard theorem, assuming the flag curvature in the local region near light rings is negative (from this assumption, we also postulate that light ring position is not geometrically flat). However, the readers need not worry about this point, because an equivalence relation between our geometric approach and the conventional effective potential approach presented in the next section could provide a justification for our assumption.

$$\begin{aligned}
& -\frac{\Omega\sqrt{\Omega^2}}{2} \frac{d\beta_\phi}{dr} \cdot \left[ \frac{1}{2\sqrt{\alpha_{\phi\phi}}} \frac{d\alpha_{\phi\phi}}{dr} + \text{Sign}(\Omega) \frac{d\beta_\phi}{dr} \right] + \frac{3\beta_\phi\Omega^2}{2\sqrt{\alpha_{\phi\phi}}} \frac{d\beta_\phi}{dr} \cdot \left[ \frac{1}{2\sqrt{\alpha_{\phi\phi}}} \frac{d\alpha_{\phi\phi}}{dr} + \text{Sign}(\Omega) \frac{d\beta_\phi}{dr} \right] \\
& + \left( \sqrt{\alpha_{\phi\phi}\Omega^2} + \beta_\phi\Omega \right) \cdot \left[ \frac{\sqrt{\alpha_{\phi\phi}\Omega^2}}{\alpha_{\phi\phi}} \cdot \left( \frac{d\beta_\phi}{dr} \right)^2 - \frac{\sqrt{\alpha_{\phi\phi}\Omega^2}}{2\alpha_{\phi\phi}} \cdot \frac{d^2\alpha_{\phi\phi}}{dr^2} - \Omega \cdot \frac{d^2\beta_\phi}{dr^2} \right] \}. \quad (24)
\end{aligned}$$

At the light ring position  $r = r_{\text{LR}}$ , the unit tangent vector condition  $\langle T^{\text{OP}} \cdot T^{\text{OP}} \rangle_{(x, T^{\text{OP}})}^{(F)} = 1$  in equation (14b) and geodesic curvature condition  $\kappa_g^{(F)}(r = r_{\text{LR}}) = 0$  in equation (21) can be used, which leads to a simplified expression for the flag curvature

$$\mathcal{K}_{\text{flag}}^{(F)}(r, T^{\text{OP}}, \partial_r^{\text{OP}}) \Big|_{r=r_{\text{LR}}} = \left\{ \frac{1}{\alpha_{rr}(1 + \frac{\beta_\phi}{\sqrt{\alpha_{\phi\phi}}})} \cdot \frac{\sqrt{\alpha_{\phi\phi}\Omega^2}}{\alpha_{\phi\phi}} \cdot \left[ \left( \frac{d\beta_\phi}{dr} \right)^2 - \frac{1}{2} \frac{d^2\alpha_{\phi\phi}}{dr^2} - \frac{\alpha_{\phi\phi}\Omega}{\sqrt{\alpha_{\phi\phi}\Omega^2}} \cdot \frac{d^2\beta_\phi}{dr^2} \right] \right\}_{r=r_{\text{LR}}}. \quad (25)$$

From this reduced flag curvature expression, we obtain the following flag curvature condition for stable and unstable light rings in axially symmetric rotational spacetimes

$$\text{Stable Light Ring} \Leftrightarrow \mathcal{K}_{\text{flag}}^{(F)}(r, T^{\text{OP}}, \partial_r^{\text{OP}}) \Big|_{r=r_{\text{LR}}} \propto \left[ \left( \frac{d\beta_\phi}{dr} \right)^2 - \frac{1}{2} \frac{d^2\alpha_{\phi\phi}}{dr^2} - \frac{\alpha_{\phi\phi}\Omega}{\sqrt{\alpha_{\phi\phi}\Omega^2}} \cdot \frac{d^2\beta_\phi}{dr^2} \right]_{r=r_{\text{LR}}} > 0, \quad (26a)$$

$$\text{Unstable Light Ring} \Leftrightarrow \mathcal{K}_{\text{flag}}^{(F)}(r, T^{\text{OP}}, \partial_r^{\text{OP}}) \Big|_{r=r_{\text{LR}}} \propto \left[ \left( \frac{d\beta_\phi}{dr} \right)^2 - \frac{1}{2} \frac{d^2\alpha_{\phi\phi}}{dr^2} - \frac{\alpha_{\phi\phi}\Omega}{\sqrt{\alpha_{\phi\phi}\Omega^2}} \cdot \frac{d^2\beta_\phi}{dr^2} \right]_{r=r_{\text{LR}}} < 0. \quad (26b)$$

For physical spacetimes,  $g_{tt} < 0$ ,  $g_{rr} > 0$ ,  $g_{\phi\phi} > 0$  always hold for circular photon orbits, which suggests  $\alpha_{rr} = -\frac{g_{rr}}{g_{tt}} > 0$  and  $\alpha_{\phi\phi} = \frac{g_{t\phi}^2 - g_{tt}g_{\phi\phi}}{g_{tt}^2} > \beta_\phi^2 = \frac{g_{t\phi}^2}{g_{tt}^2} \geq 0$ , so the first two factors outside the square brackets in the expression (25) is always positive. Furthermore, it is natural to think that our flag curvature conditions for stable and unstable light rings in equations (23a-23b) or (26a-26b) may be equivalent to the effective potential conditions (the local minimum and maximum of the effective potential correspond to stable and unstable light rings), since the different approaches determine the same light rings in a gravitational field. In the next section, we give a demonstration of this equivalence relation

$$\mathcal{K}_{\text{flag}}^{(F)}(r, T^{\text{OP}}, \partial_r) \Big|_{r=r_{\text{LR}}} > 0 \Leftrightarrow \frac{d^2 V_{\text{eff}}(r)}{dr^2} \Big|_{r=r_{\text{LR}}} > 0 \quad \text{for stable light rings}, \quad (27a)$$

$$\mathcal{K}_{\text{flag}}^{(F)}(r, T^{\text{OP}}, \partial_r) \Big|_{r=r_{\text{LR}}} < 0 \Leftrightarrow \frac{d^2 V_{\text{eff}}(r)}{dr^2} \Big|_{r=r_{\text{LR}}} < 0 \quad \text{for unstable light rings}. \quad (27b)$$

At the end of this section, it is worthwhile to consider a special case of rotational spacetimes, elaborating that our analysis presented in this work indeed serves as an extension of our geometric approach in our previous works [55, 56]. When the gravitational system is slowly rotating (where the non-Riemannian part  $\beta$  is sufficiently small compared with the Riemannian part  $\alpha$ ), we can approximate the flag curvature in 2-dimensional Randers-Finsler optical geometry as the Gaussian curvature for the Riemannian metric part  $\alpha$ . In the circular photon orbits, a simple reduction of the flag curvature in expression (25) yields

$$\mathcal{K}_{\text{flag}}^{(F)}(r, T^{\text{OP}}, \partial_r^{\text{OP}}) \Big|_{r=r_{\text{ph}}} \approx \mathcal{K}_{\text{Gaussian}}^{(\alpha)}(r = r_{\text{ph}}) = \left[ -\frac{1}{2\alpha_{rr}\alpha_{\phi\phi}} \cdot \frac{d^2\alpha_{\phi\phi}}{dr^2} \right]_{r=r_{\text{ph}}} \quad \text{for slowly rotating gravitational systems}. \quad (28)$$

This is precisely the Gaussian curvature in the vicinity of circular photon orbits calculated in our previous works [55–58]. Therefore, under the consideration of slowly rotating gravitational spacetimes, it is clearly manifested that our geometric approach in this work successfully reproduces the geometric approach to photon spheres for spherically symmetric spacetimes developed in previous works. Moreover, in the next section, we also provide a demonstration of the equivalence relation between our geometric approach and the effective potential approach for slowly rotating gravitational systems.

$$\frac{d^2 V_{\text{eff}}(r)}{dr^2} \Big|_{r=r_{\text{ph}}} > 0 \Leftrightarrow \mathcal{K}_{\text{flag}}^{(F)}(r, T^{\text{OP}}, \partial_r) \Big|_{r=r_{\text{ph}}} \approx \mathcal{K}_{\text{Gaussian}}^{(\alpha)}(r = r_{\text{ph}}) > 0 \quad \text{for stable orbits in slowly rotating spacetimes}, \quad (29a)$$

$$\frac{d^2 V_{\text{eff}}(r)}{dr^2} \Big|_{r=r_{\text{ph}}} < 0 \Leftrightarrow \mathcal{K}_{\text{flag}}^{(F)}(r, T^{\text{OP}}, \partial_r) \Big|_{r=r_{\text{ph}}} \approx \mathcal{K}_{\text{Gaussian}}^{(\alpha)}(r = r_{\text{ph}}) < 0 \quad \text{for unstable orbits in slowly rotating spacetimes}. \quad (29b)$$

#### IV. EQUIVALENCE BETWEEN OUR GEOMETRIC APPROACH AND THE CONVENTIONAL EFFECTIVE POTENTIAL APPROACH

In this section, we give a demonstration of the equivalence between our geometric approach and the conventional effective potential approach. The demonstration process relies on the analysis and simplification of the effective potential, through the utility of conserved quantities in axially symmetric spacetimes. Consider the stationary and axially symmetric rotational spacetime with the general metric form

$$ds^2 = g_{\mu\nu} dx^\mu dx^\nu = g_{tt} dt^2 + 2g_{t\phi} dt d\phi + g_{rr} dr^2 + g_{\theta\theta} d\theta^2 + g_{\phi\phi} d\phi^2. \quad (30)$$

For test particles moving in this rotational spacetime, the Killing vectors  $K_t = \frac{\partial}{\partial t}$  and  $K_\phi = \frac{\partial}{\partial \phi}$  determine the following conserved quantities along the particle orbit

$$E \equiv -K_t \cdot u = -g_{tt} \cdot \frac{dt}{d\lambda} - g_{t\phi} \cdot \frac{d\phi}{d\lambda}, \quad (31a)$$

$$L \equiv K_\phi \cdot u = g_{t\phi} \cdot \frac{dt}{d\lambda} + g_{\phi\phi} \cdot \frac{d\phi}{d\lambda}. \quad (31b)$$

where  $u = (\frac{dt}{d\lambda}, \frac{dr}{d\lambda}, \frac{d\theta}{d\lambda}, \frac{d\phi}{d\lambda})$  is the tangent vector along the particle orbit<sup>4</sup>. The  $E$ ,  $L$  are conserved energy and conserved angular momentum in a given particle orbit. Using these Killing vectors and conserved quantities in rotational spacetimes, the reduced equation of motion for test particles can be derived

$$L_{\text{test particle}} = \frac{1}{2} m \left( g_{\mu\nu} \frac{dx^\mu}{d\lambda} \frac{dx^\nu}{d\lambda} \right) = \frac{1}{2} m \epsilon \\ \Rightarrow g_{rr} \left( \frac{dr}{d\lambda} \right)^2 + g_{\theta\theta} \left( \frac{d\theta}{d\lambda} \right)^2 + V_{\text{eff}}(r) = 0. \quad (32)$$

In the second line,  $V_{\text{eff}}(r)$  is the effective potential of test particles moving in the equatorial plane for an axially symmetric gravitational field. The explicit expression of the effective potential gives

$$V_{\text{eff}}(r) = g_{tt} \left( \frac{dt}{d\lambda} \right)^2 + 2g_{t\phi} \frac{dt}{d\lambda} \frac{d\phi}{d\lambda} + g_{\phi\phi} \left( \frac{d\phi}{d\lambda} \right)^2 - \epsilon \\ = - \frac{E^2 g_{\phi\phi} + 2ELg_{t\phi} + L^2 g_{tt}}{g_{t\phi}^2 - g_{tt} g_{\phi\phi}} - \epsilon. \quad (33)$$

The parameter  $\epsilon$  distinguishes the particle types in a gravitational field:  $\epsilon = 0$  characterizes massless photon orbits (e.g., photon orbits) and  $\epsilon = 1$  corresponds to massive particle orbits. It is worth noting that in many references, an additional minus sign is often absorbed into the definition of effective potential,  $V_{\text{eff}}(r) \rightarrow -V_{\text{eff}}(r)$ . However, our choice of effective potential in expression (33) is made such that the local minimum of effective potential  $\frac{d^2 V_{\text{eff}}}{dr^2} > 0$  always corresponds to stable particle orbits, and the local maximum of effective potential  $\frac{d^2 V_{\text{eff}}}{dr^2} < 0$  always corresponds to unstable particle orbits.

For any light ring moving in the equatorial plane of rotational spacetimes, the photon's velocity components satisfy  $u^r = \frac{dr}{d\lambda} = 0$ ,  $u^\theta = \frac{d\theta}{d\lambda} = 0$ . The equation of motion in (32) suggests that the effective potential for photons naturally vanishes

$$V_{\text{eff}}(r = r_{\text{LR}}) = 0. \quad (34)$$

On the other hand, using the definition of conserved quantities  $E$ ,  $L$ , and the angular velocity  $\Omega = \frac{d\phi}{dt}$ , a simple calculation on the effective potential gives

$$V_{\text{eff}}(r) = g_{tt} \left( \frac{dt}{d\lambda} \right)^2 + 2g_{t\phi} \frac{dt}{d\lambda} \frac{d\phi}{d\lambda} + g_{\phi\phi} \left( \frac{d\phi}{d\lambda} \right)^2 \\ = \left( \frac{dt}{d\lambda} \right)^2 \cdot \left( g_{tt} + 2g_{t\phi} \Omega + g_{\phi\phi} \Omega^2 \right). \quad (35)$$

The first part is a square, so it is non-negative for any particle orbit. In this way, the effective potential condition for light rings leads to

$$V_{\text{eff}}(r = r_{\text{LR}}) = 0 \Leftrightarrow \left[ g_{tt} + 2g_{t\phi} \Omega + g_{\phi\phi} \Omega^2 \right]_{r=r_{\text{LR}}} = 0. \quad (36)$$

This equation precisely describes the angular velocity of photons moving along light rings. Following the derivation process from the reduced equation of motion in (32) to the angular velocity relation in (36), we can summarize the following correspondences

$$u \cdot u = \epsilon = 0 \quad \text{and} \quad u^r = u^\theta = 0 \Rightarrow V_{\text{eff}}(r) = 0 \Leftrightarrow g_{tt} + 2g_{t\phi} \Omega + g_{\phi\phi} \Omega^2 = 0. \quad (37)$$

It is noteworthy that the above derivation process is very similar to what we have presented in expression (14a) using the unit norm of tangent vectors in optical geometry. Consequently, this implies that there are correspondences among

<sup>4</sup> We use the notation  $u$  to label the tangent vector along particle orbits in the 4-dimensional Lorentz spacetime, and the notation

$T^{\text{OP}}$  represents the tangent vector in the optical geometry of spacetime.

the unit tangent vector norm condition given in expression (14a) for circular curves in 2-dimensional Randers-Finsler optical geometry, the null condition of tangent vector along light rings in expression (37) in spacetime geometry, and the vanishing of effective potential  $V_{\text{eff}}(r) = 0$  for photon beams confined to the equatorial plane of spacetime geometry. In conclusion, we can summarize the following equivalent relationships between optical geometry and spacetime geometry

$$\langle T^{\text{OP}}, T^{\text{OP}} \rangle_{(x, T^{\text{OP}})}^{(F)} = 1 \text{ and } (T^{\text{OP}})^r = (T^{\text{OP}})^\theta = 0 \Leftrightarrow u \cdot u = 0 \text{ and } u^r = u^\theta = 0 \text{ for light rings in the equatorial plane.} \quad (38)$$

Furthermore, for photon orbits not confined to the equatorial plane, a similar equivalence (or correspondence) can also be obtained. Specifically, a routine calculation from the mathematical construction of Randers-Finsler optical geometry in expression (7) would inevitably give rise to  $u \cdot u = 0 \Leftrightarrow \langle T^{\text{OP}}, T^{\text{OP}} \rangle_{(x, T^{\text{OP}})}^{(F)} = 1$ , since the construction of optical geometry is achieved via the null constraint  $d\tau^2 = -ds^2 = 0$ <sup>5</sup>. So we obtain the equivalence relation for general photon orbits that are not restricted in equatorial plane

$$\langle T^{\text{OP}}, T^{\text{OP}} \rangle_{(x, T^{\text{OP}})}^{(F)} = 1 \Leftrightarrow u \cdot u = 0 \quad \text{for photon orbits not restricted in the equatorial plane.} \quad (39)$$

These correspondences in expressions (38) and (39) clearly show that the optical geometry and spacetime geometry play an equivalent role in the analysis of circular photon orbits. In particular, for light rings in the equatorial plane, combining results in (14a), (14b), and (36), an additional equivalence relation can be derived

$$\left[ \sqrt{\alpha_{\phi\phi}\Omega^2 + \beta_\phi\Omega} \right]_{r=r_{\text{LR}}} = 1 \Leftrightarrow \left[ g_{tt} + 2g_{t\phi}\Omega + g_{\phi\phi}\Omega^2 \right]_{r=r_{\text{LR}}} = 0 \Leftrightarrow V_{\text{eff}}(r = r_{\text{LR}}) = 0. \quad (40)$$

Therefore, the unit tangent vector norm condition for circular curves in optical geometry can result in the vanishing of the effective potential for photon beams in the spacetime geometry. Eventually, we have proven that our geometric approach and the conventional effective potential approach yield the same well-known equation for angular velocity, which implies the equivalence of these two approaches when analyzing light rings for axially symmetric rotational spacetimes.

Besides the above equation for angular velocity, it is necessary to prove that our geometric approach and the conventional effective potential approach can lead to all the equivalent results relevant to light rings. The most important information on light rings is their locations and stability. If we can demonstrate that the criteria for determining the location of light rings and their stability are equivalent in two approaches, as we have postulated in expression (22) and (27a-27b), then all the derived conclusions associated with light rings must be identical. In order to further demonstrate the equivalence between our geometric approach and the conventional effective potential approach, it is convenient to reformulate the effective potential in terms of the impact parameter. For photon orbits confined to the equatorial plane, the impact parameter can be defined as the ratio of conserved angular momentum to conserved energy, via  $b = \frac{L}{E}$ . Using the impact parameter, the effective potential of photon

beams moving in the equatorial plane can be rewritten as

$$\begin{aligned} V_{\text{eff}}(r) &= -\frac{E^2 g_{\phi\phi} + 2ELg_{t\phi} + L^2 g_{tt}}{g_{t\phi}^2 - g_{tt}g_{\phi\phi}} \\ &= -\frac{E^2}{g_{tt}} \cdot \frac{\frac{g_{\phi\phi}}{g_{tt}} + 2\frac{L}{E}\frac{g_{t\phi}}{g_{tt}} + \frac{L^2}{E^2}}{\frac{g_{t\phi}^2 - g_{tt}g_{\phi\phi}}{g_{tt}^2}} \\ &= -\frac{E^2}{g_{tt}} \cdot \frac{-(\alpha_{\phi\phi} - \beta_\phi^2) - 2b\beta_\phi + b^2}{\alpha_{\phi\phi}}. \end{aligned} \quad (41)$$

Furthermore, through a simple reduction, the impact parameter of photon orbits can be expressed using the Randers metric  $\alpha$ ,  $\beta$ , and the angular velocity  $\Omega$

$$\begin{aligned} b &= \frac{L}{E} = -\frac{g_{t\phi} \cdot \frac{dt}{d\lambda} + g_{\phi\phi} \cdot \frac{d\phi}{d\lambda}}{g_{tt} \cdot \frac{dt}{d\lambda} + g_{t\phi} \cdot \frac{d\phi}{d\lambda}} \\ &= -\frac{\frac{g_{t\phi}}{g_{tt}} + \frac{g_{\phi\phi}}{g_{tt}}\Omega}{1 + \frac{g_{t\phi}}{g_{tt}}\Omega} \\ &= \frac{\beta_\phi + (\alpha_{\phi\phi} - \beta_\phi^2) \cdot \Omega}{1 - \beta_\phi\Omega}. \end{aligned} \quad (42)$$

Since the derivation process does not rely on the vanishing of the effective potential in equation (36), the equality holds for all photon orbits traveling in the equatorial plane, not limited to light ring positions.

<sup>5</sup> A calculation of the invariant distance for a axially symmetric Lorentz spacetime through equations (7) and (8) would give  $ds^2 = g_{\mu\nu}dx^\mu dx^\nu = (u \cdot u) \cdot d\lambda^2 = g_{tt}dt^2 \cdot [1 - \sqrt{\alpha_{ij} \frac{dx^i}{dt} \frac{dx^j}{dt}} - \beta_i \frac{dx^i}{dt}] \cdot [1 + \sqrt{\alpha_{ij} \frac{dx^i}{dt} \frac{dx^j}{dt}} - \beta_i \frac{dx^i}{dt}] \propto g_{tt}dt^2 \cdot [1 - \|T^{\text{OP}}\|_{(x, T^{\text{OP}})}^{(F)}]$ , which eventually leads to  $ds^2 = 0 \Leftrightarrow u \cdot u = 0 \Leftrightarrow \|T^{\text{OP}}\|_{(x, T^{\text{OP}})}^{(F)} = \sqrt{\langle T^{\text{OP}}, T^{\text{OP}} \rangle_{(x, T^{\text{OP}})}^{(F)}} = 1$ .

In the following, we give a demonstration of the equivalence between the geodesic curvature condition for light rings in expression (21) and the local extremum condition of effective potential for light rings. In axially symmetric spacetimes, light rings are always located at the local extrema of the effective potential, where the first-order

derivative of the effective potential vanishes

$$\left. \frac{dV_{\text{eff}}(r)}{dr} \right|_{r=r_{\text{LR}}} = 0. \quad (43)$$

Using expression (41), the first-order derivative of the effective potential at the light ring position  $r = r_{\text{LR}}$  can be calculated as

$$\begin{aligned} \left. \frac{dV_{\text{eff}}(r)}{dr} \right|_{r=r_{\text{LR}}} &= \left. \frac{d}{dr} \left\{ -\frac{E^2}{g_{tt}} \cdot \frac{b^2 - 2\beta_\phi b - (\alpha_{\phi\phi} - \beta_\phi^2)}{\alpha_{\phi\phi}} \right\} \right|_{r=r_{\text{LR}}} \\ &= \left\{ -\frac{d}{dr} \left( \frac{E^2}{g_{tt}} \right) \cdot \frac{b^2 - 2\beta_\phi b - (\alpha_{\phi\phi} - \beta_\phi^2)}{\alpha_{\phi\phi}} - \frac{E^2}{g_{tt}} \cdot \frac{d}{dr} \left[ \frac{b^2 - 2\beta_\phi b - (\alpha_{\phi\phi} - \beta_\phi^2)}{\alpha_{\phi\phi}} \right] \right\}_{r=r_{\text{LR}}}. \end{aligned} \quad (44)$$

At the light ring position, the vanishing of the effective potential  $V_{\text{eff}}(r = r_{\text{LR}}) = 0$  implies that the first term in the brackets becomes zero. Meanwhile, the second term in the brackets can be simplified as

$$\text{first term} = \left\{ -\frac{d}{dr} \left( \frac{E^2}{g_{tt}} \right) \cdot \frac{b^2 - 2\beta_\phi b - (\alpha_{\phi\phi} - \beta_\phi^2)}{\alpha_{\phi\phi}} \right\}_{r=r_{\text{LR}}} = 0. \quad (45a)$$

$$\begin{aligned} \text{second term} &= \left\{ -\frac{E^2}{g_{tt}} \cdot \frac{d}{dr} \left[ \frac{b^2 - 2\beta_\phi b - (\alpha_{\phi\phi} - \beta_\phi^2)}{\alpha_{\phi\phi}} \right] \right\}_{r=r_{\text{LR}}} \\ &= \left\{ \frac{E^2}{g_{tt}} \cdot \frac{b^2 - 2\beta_\phi b - (\alpha_{\phi\phi} - \beta_\phi^2)}{\alpha_{\phi\phi}^2} \cdot \frac{d\alpha_{\phi\phi}}{dr} + \frac{E^2}{g_{tt}} \frac{1}{\alpha_{\phi\phi}} \cdot \left[ \frac{d\alpha_{\phi\phi}}{dr} + 2(b - \beta_\phi) \cdot \frac{d\beta_\phi}{dr} \right] \right\}_{r=r_{\text{LR}}} \\ &= \left\{ \frac{E^2}{g_{tt}} \frac{1}{\alpha_{\phi\phi}} \cdot \left[ \frac{d\alpha_{\phi\phi}}{dr} + 2 \left( \frac{\beta_\phi + (\alpha_{\phi\phi} - \beta_\phi^2)\Omega}{1 - \beta_\phi\Omega} - \beta_\phi \right) \cdot \frac{d\beta_\phi}{dr} \right] \right\}_{r=r_{\text{LR}}} \\ &= \left\{ \frac{E^2}{g_{tt}} \frac{1}{\alpha_{\phi\phi}} \cdot \left[ \frac{d\alpha_{\phi\phi}}{dr} + \frac{2\alpha_{\phi\phi}\Omega}{1 - \beta_\phi\Omega} \cdot \frac{d\beta_\phi}{dr} \right] \right\}_{r=r_{\text{LR}}} \\ &= \left\{ \frac{E^2}{g_{tt}} \frac{2}{\sqrt{\alpha_{\phi\phi}}} \cdot \left[ \frac{1}{2\sqrt{\alpha_{\phi\phi}}} \frac{d\alpha_{\phi\phi}}{dr} + \text{Sign}(\Omega) \cdot \frac{d\beta_\phi}{dr} \right] \right\}_{r=r_{\text{LR}}}. \end{aligned} \quad (45b)$$

Physically, the effective potential  $V_{\text{eff}}(r)$  and its derivative  $\frac{dV_{\text{eff}}(r)}{dr}$  are conventionally defined for a photon orbit in the equatorial plane, with  $L$  and  $E$  to be conserved quantities along this orbit. The impact parameter, which is defined as  $b = \frac{L}{E}$ , is also conserved. Consequently,  $\frac{db}{dr} = 0$  holds along the photon orbit. In the third line of (45b), the vanishing of the effective potential  $V_{\text{eff}}(r = r_{\text{LR}}) = 0$  and the expression (42) for the impact parameter are utilized. In the fourth line, we have imposed the unit tangent vector condition in expression (14b) for any light ring position, which suggests  $[1 - \beta_\phi\Omega]_{r=r_{\text{LR}}} = [\sqrt{\alpha_{\phi\phi}\Omega^2}]_{r=r_{\text{LR}}}$ . Substituting (45a) and (45b) into expression (44), the first-order derivative of the effective potential brings about

$$\left. \frac{dV_{\text{eff}}(r)}{dr} \right|_{r=r_{\text{LR}}} = \left\{ \frac{E^2}{g_{tt}} \frac{2}{\sqrt{\alpha_{\phi\phi}}} \cdot \left[ \frac{1}{2\sqrt{\alpha_{\phi\phi}}} \frac{d\alpha_{\phi\phi}}{dr} + \text{Sign}(\Omega) \cdot \frac{d\beta_\phi}{dr} \right] \right\}_{r=r_{\text{LR}}}. \quad (46)$$

In any light ring position  $r = r_{\text{LR}}$ , the metric components maintain  $g_{tt} < 0$  and  $\alpha_{\phi\phi} > 0$ . The vanishing of the first-order derivative of effective potential indicates that

$$\left. \frac{dV_{\text{eff}}(r)}{dr} \right|_{r=r_{\text{LR}}} = 0 \Leftrightarrow \left[ \frac{1}{2\sqrt{\alpha_{\phi\phi}}} \frac{d\alpha_{\phi\phi}}{dr} + \text{Sign}(\Omega) \cdot \frac{d\beta_\phi}{dr} \right]_{r=r_{\text{LR}}} = 0 \Leftrightarrow \kappa_g^{(F)}(r = r_{\text{LR}}) = 0. \quad (47)$$

In this way, we have demonstrated the equivalence between our geodesic curvature condition for light rings and the local extremum condition of the effective potential in the conventional approach.

Then we present an analysis of the light rings stability, proving the equivalence between our flag curvature criterion in optical geometry and the local maximum (local minimum) criterion of effective potential for stable (unstable) light rings. To achieve this point, it is necessary to compare the analytical expressions for the second-order derivative of

effective potential and the flag curvature in Randers-Finsler optical geometry. The second-order derivative of the effective potential at the light ring positions can be calculated as

$$\begin{aligned}
\left. \frac{d^2 V_{\text{eff}}(r)}{dr^2} \right|_{r=r_{\text{LR}}} &= \frac{d^2}{dr^2} \left\{ -\frac{E^2}{g_{tt}} \cdot \frac{b^2 - 2\beta_\phi b - (\alpha_{\phi\phi} - \beta_\phi^2)}{\alpha_{\phi\phi}} \right\}_{r=r_{\text{LR}}} \\
&= \left\{ \frac{d^2}{dr^2} \left( -\frac{E^2}{g_{tt}} \right) \cdot \frac{b^2 - 2\beta_\phi b - (\alpha_{\phi\phi} - \beta_\phi^2)}{\alpha_{\phi\phi}} \right\}_{r=r_{\text{LR}}} + 2 \left\{ \frac{d}{dr} \left( -\frac{E^2}{g_{tt}} \right) \cdot \frac{d}{dr} \left[ \frac{b^2 - 2\beta_\phi b - (\alpha_{\phi\phi} - \beta_\phi^2)}{\alpha_{\phi\phi}} \right] \right\}_{r=r_{\text{LR}}} \\
&\quad + \left\{ -\frac{E^2}{g_{tt}} \cdot \frac{d^2}{dr^2} \left[ \frac{b^2 - 2\beta_\phi b - (\alpha_{\phi\phi} - \beta_\phi^2)}{\alpha_{\phi\phi}} \right] \right\}_{r=r_{\text{LR}}} \\
&= \left\{ -\frac{E^2}{g_{tt}} \cdot \frac{d^2}{dr^2} \left[ \frac{b^2 - 2\beta_\phi b - (\alpha_{\phi\phi} - \beta_\phi^2)}{\alpha_{\phi\phi}} \right] \right\}_{r=r_{\text{LR}}} \\
&= \left\{ -\frac{E^2}{g_{tt}} \cdot \frac{b^2 - 2\beta_\phi b - (\alpha_{\phi\phi} - \beta_\phi^2)}{\alpha_{\phi\phi}^3} \cdot 2 \left( \frac{d\alpha_{\phi\phi}}{dr} \right)^2 - \frac{E^2}{g_{tt}} \frac{2}{\alpha_{\phi\phi}^2} \cdot \frac{d\alpha_{\phi\phi}}{dr} \cdot \left[ \frac{d\alpha_{\phi\phi}}{dr} + 2(b - \beta_\phi) \cdot \frac{d\beta_\phi}{dr} \right] \right. \\
&\quad \left. + \frac{E^2}{g_{tt}} \cdot \frac{b^2 - 2\beta_\phi b - (\alpha_{\phi\phi} - \beta_\phi^2)}{\alpha_{\phi\phi}^2} \cdot \frac{d^2 \alpha_{\phi\phi}}{dr^2} - \frac{E^2}{g_{tt}} \frac{2}{\alpha_{\phi\phi}} \cdot \left[ \left( \frac{d\beta_\phi}{dr} \right)^2 - \frac{1}{2} \frac{d^2 \alpha_{\phi\phi}}{dr^2} - (b - \beta_\phi) \cdot \frac{d^2 \beta_\phi}{dr^2} \right] \right\}_{r=r_{\text{LR}}}. \quad (48)
\end{aligned}$$

In the third equal sign, we have used the  $V_{\text{eff}}(r = r_{\text{LR}}) = 0$  and  $\left. \frac{dV_{\text{eff}}(r)}{dr} \right|_{r=r_{\text{LR}}} = 0$  for light rings. Similar to the reduction in the first-order derivative of the effective potential, the various terms in the brackets can be simplified as

$$\text{first term} = \left\{ -\frac{E^2}{g_{tt}} \cdot \frac{b^2 - 2\beta_\phi b - (\alpha_{\phi\phi} - \beta_\phi^2)}{\alpha_{\phi\phi}^3} \cdot 2 \left( \frac{d\alpha_{\phi\phi}}{dr} \right)^2 \right\}_{r=r_{\text{LR}}} = 0, \quad (49a)$$

$$\begin{aligned}
\text{second term} &= \left\{ -\frac{E^2}{g_{tt}} \frac{2}{\alpha_{\phi\phi}^2} \frac{d\alpha_{\phi\phi}}{dr} \cdot \left[ \frac{d\alpha_{\phi\phi}}{dr} + 2(b - \beta_\phi) \cdot \frac{d\beta_\phi}{dr} \right] \right\}_{r=r_{\text{LR}}} \\
&= \left\{ -\frac{E^2}{g_{tt}} \frac{2}{\alpha_{\phi\phi}^2} \frac{d\alpha_{\phi\phi}}{dr} \cdot \left[ \frac{d\alpha_{\phi\phi}}{dr} + 2 \left( \frac{\beta_\phi + (\alpha_{\phi\phi} - \beta_\phi^2)\Omega}{1 - \beta_\phi\Omega} - \beta_\phi \right) \cdot \frac{d\beta_\phi}{dr} \right] \right\}_{r=r_{\text{LR}}} \\
&= \left\{ -\frac{E^2}{g_{tt}} \frac{4\sqrt{\alpha_{\phi\phi}}}{\alpha_{\phi\phi}^2} \frac{d\alpha_{\phi\phi}}{dr} \cdot \left[ \frac{1}{2\sqrt{\alpha_{\phi\phi}}} \frac{d\alpha_{\phi\phi}}{dr} + \text{Sign}(\Omega) \cdot \frac{d\beta_\phi}{dr} \right] \right\}_{r=r_{\text{LR}}} = 0, \quad (49b)
\end{aligned}$$

$$\text{third term} = \left\{ \frac{E^2}{g_{tt}} \cdot \frac{b^2 - 2\beta_\phi b - (\alpha_{\phi\phi} - \beta_\phi^2)}{\alpha_{\phi\phi}^2} \cdot \frac{d^2 \alpha_{\phi\phi}}{dr^2} \right\}_{r=r_{\text{LR}}} = 0, \quad (49c)$$

$$\begin{aligned}
\text{fourth term} &= \left\{ -\frac{E^2}{g_{tt}} \frac{2}{\alpha_{\phi\phi}} \cdot \left[ \left( \frac{d\beta_\phi}{dr} \right)^2 - \frac{1}{2} \frac{d^2 \alpha_{\phi\phi}}{dr^2} - (b - \beta_\phi) \cdot \frac{d^2 \beta_\phi}{dr^2} \right] \right\}_{r=r_{\text{LR}}} \\
&= \left\{ -\frac{E^2}{g_{tt}} \frac{2}{\alpha_{\phi\phi}} \cdot \left[ \left( \frac{d\beta_\phi}{dr} \right)^2 - \frac{1}{2} \frac{d^2 \alpha_{\phi\phi}}{dr^2} - \left( \frac{\beta_\phi + (\alpha_{\phi\phi} - \beta_\phi^2)\Omega}{1 - \beta_\phi\Omega} - \beta_\phi \right) \cdot \frac{d^2 \beta_\phi}{dr^2} \right] \right\}_{r=r_{\text{LR}}} \\
&= \left\{ -\frac{E^2}{g_{tt}} \frac{2}{\alpha_{\phi\phi}} \cdot \left[ \left( \frac{d\beta_\phi}{dr} \right)^2 - \frac{1}{2} \frac{d^2 \alpha_{\phi\phi}}{dr^2} - \frac{\alpha_{\phi\phi}\Omega}{\sqrt{\alpha_{\phi\phi}\Omega^2}} \cdot \frac{d^2 \beta_\phi}{dr^2} \right] \right\}_{r=r_{\text{LR}}}. \quad (49d)
\end{aligned}$$

Combining these terms, the second-order derivative of the effective potential becomes

$$\left. \frac{d^2 V_{\text{eff}}(r)}{dr^2} \right|_{r=r_{\text{LR}}} = \left\{ -\frac{E^2}{g_{tt}} \frac{2}{\alpha_{\phi\phi}} \cdot \left[ \left( \frac{d\beta_\phi}{dr} \right)^2 - \frac{1}{2} \frac{d^2 \alpha_{\phi\phi}}{dr^2} - \frac{\alpha_{\phi\phi}\Omega}{\sqrt{\alpha_{\phi\phi}\Omega^2}} \cdot \frac{d^2 \beta_\phi}{dr^2} \right] \right\}_{r=r_{\text{LR}}}. \quad (50)$$

Notably, it is clearly evident that this result closely resembles the flag curvature expression in (25). Since the signs of spacetime metric components are not changed outside the ergosphere ( $g_{tt} < 0$  and  $g_{\phi\phi} > 0$ , which suggests  $\alpha_{\phi\phi} > 0$ ), the second-order derivative of the effective potential and the flag curvature in Randers-Finsler optical geometry always have the same sign at light ring positions

$$\mathcal{K}_{\text{flag}}^{(F)}(r, T^{\text{OP}}, \partial_r^{\text{OP}}) \Big|_{r=r_{\text{LR}}} \propto \left[ \left( \frac{d\beta_\phi}{dr} \right)^2 - \frac{1}{2} \frac{d^2 \alpha_{\phi\phi}}{dr^2} - \frac{\alpha_{\phi\phi}\Omega}{\sqrt{\alpha_{\phi\phi}\Omega^2}} \cdot \frac{d^2 \beta_\phi}{dr^2} \right]_{r=r_{\text{LR}}} \propto \left. \frac{d^2 V_{\text{eff}}(r)}{dr^2} \right|_{r=r_{\text{LR}}}. \quad (51)$$

From the above derivations, we have proved the following equivalence relationship on the stability of light rings

$$\left. \mathcal{K}_{\text{flag}}^{(F)}(r, T^{\text{OP}}, \partial_r^{\text{OP}}) \right|_{r=r_{\text{LR}}} > 0 \Leftrightarrow \text{stable light rings} \Leftrightarrow \left. \frac{d^2 V_{\text{eff}}(r)}{dr^2} \right|_{r=r_{\text{LR}}} > 0, \quad (52a)$$

$$\left. \mathcal{K}_{\text{flag}}^{(F)}(r, T^{\text{OP}}, \partial_r^{\text{OP}}) \right|_{r=r_{\text{LR}}} < 0 \Leftrightarrow \text{unstable light rings} \Leftrightarrow \left. \frac{d^2 V_{\text{eff}}(r)}{dr^2} \right|_{r=r_{\text{LR}}} < 0. \quad (52b)$$

In conclusion, when the flag curvature is negative, there are no conjugate points in light rings, suggesting the corresponding light rings to be unstable, and the effective potential naturally reaches a local maximum. Conversely, when the flag curvature becomes positive, conjugate points may exist in such light rings, indicating the corresponding light rings to be stable, and the effective potential automatically reaches a local minimum.

At the end of this section, it is important to see how the geometric approach of light rings presented in this work reproduces the geometric approach to photon sphere for spherically symmetric spacetimes proposed in previous studies [55, 56]. For a static and spherically symmetric spacetime (or the slowly rotating spacetime), the contributions from the non-Riemannian part  $\beta$  in Randers geometry become negligible. As a result, the optical geometry (restricted to the equatorial plane) reduces to a Riemannian geometry

$$dt = \sqrt{\alpha_{ij} dx^i dx^j} + \beta_i dx^i \approx \sqrt{\alpha_{rr} dr^2 + \alpha_{\phi\phi} d\phi^2} \Rightarrow dt^2 = \alpha_{ij} dx^i dx^j = \alpha_{rr} dr^2 + \alpha_{\phi\phi} d\phi^2 \quad (53)$$

In such cases, the geodesic curvature of a circular curve only contains contributions from Riemannian metric  $\alpha$ . The vanishing of geodesic curvature at the photon sphere radius leads to

$$\kappa^{(F)}(r = r_{\text{ph}}) \approx \kappa^{(\alpha)}(r = r_{\text{ph}}) = \left[ \frac{1}{2\sqrt{\alpha_{rr}}} \frac{\partial \log(\alpha_{\phi\phi})}{\partial r} \right]_{r=r_{\text{ph}}} = 0 \Rightarrow \left[ \frac{1}{2\sqrt{\alpha_{rr}}} \cdot \frac{1}{\alpha_{\phi\phi}} \frac{\partial \alpha_{\phi\phi}}{\partial r} \right]_{r=r_{\text{ph}}} = 0. \quad (54)$$

Additionally, the flag curvature in the 2-dimensional Randers-Finsler optical geometry simply recovers the Gaussian curvature of the Riemannian geometry  $\alpha$

$$\left. \mathcal{K}_{\text{flag}}^{(F)}(r, T^{\text{OP}}, \partial_r) \right|_{r=r_{\text{ph}}} \approx \left[ -\frac{1}{2\alpha_{rr}\alpha_{\phi\phi}} \cdot \frac{d^2 \alpha_{\phi\phi}}{dr^2} \right]_{r=r_{\text{ph}}} = \mathcal{K}_{\text{Gaussian}}^{(\alpha)}(r = r_{\text{ph}}). \quad (55)$$

On the other hand, the effective potential of photons moving in static and spherically symmetric spacetimes (or slowly rotating spacetimes) can be simplified as

$$V_{\text{eff}}(r) = -\frac{E^2}{g_{tt}} \cdot \frac{b^2 - 2b\beta_\phi - (\alpha_{\phi\phi} - \beta_\phi^2)}{\alpha_{\phi\phi}} \approx -\frac{E^2}{g_{tt}} \left( \frac{b^2}{\alpha_{\phi\phi}} - 1 \right). \quad (56)$$

A straightforward simplification of expression (46) indicates that extremum condition of effective potential at the photon sphere radius is equivalent to the vanishing of geodesic curvature in the optical geometry

$$\left. \frac{dV_{\text{eff}}(r)}{dr} \right|_{r=r_{\text{ph}}} \approx \left[ \frac{E^2}{g_{tt}} \frac{1}{\alpha_{\phi\phi}} \cdot \frac{d\alpha_{\phi\phi}}{dr} \right]_{r=r_{\text{ph}}} = 0 \Leftrightarrow \kappa^{(\alpha)}(r = r_{\text{ph}}) = 0. \quad (57)$$

It can also be easily verified that the unit tangent vector norm condition in optical geometry implies that  $\langle T^{\text{OP}}, T^{\text{OP}} \rangle_{(x, T^{\text{OP}})}^{(F)} \approx \langle T^{\text{OP}}, T^{\text{OP}} \rangle^{(\alpha)} = \alpha_{\phi\phi} \Omega^2 = 1$  holds for circular photon orbits in the equatorial plane, with  $T^{\text{OP}} = (\frac{dr}{dt}, \frac{d\theta}{dt}, \frac{d\phi}{dt}) = (0, 0, \Omega)$ . The impact parameter along the circular orbits becomes  $b = \frac{L}{E} \approx -\frac{g_{\phi\phi} \cdot \frac{d\phi}{d\lambda}}{g_{tt} \cdot \frac{dt}{d\lambda}} = \alpha_{\phi\phi} \Omega$  (since  $g_{t\phi} \approx 0$ ), indicating that  $b^2 \approx \alpha_{\phi\phi}^2 \Omega^2 = \alpha_{\phi\phi}$ . Based on the above analysis, we reach the following conclusion

$$\langle T^{\text{OP}}, T^{\text{OP}} \rangle^{(\alpha)} = 1 \text{ and } T_r^{\text{OP}} = T_\theta^{\text{OP}} = 0 \Rightarrow [\alpha_{\phi\phi} \Omega^2]_{r=r_{\text{ph}}} = 1 \Leftrightarrow V_{\text{eff}}(r = r_{\text{ph}}) \approx \left[ -\frac{E^2}{g_{tt}} \left( \frac{b^2}{\alpha_{\phi\phi}} - 1 \right) \right]_{r=r_{\text{ph}}} = 0. \quad (58)$$

Furthermore, the local maximum (or local minimum) criterion for stable (or unstable) photon spheres in spherically symmetric spacetimes is equivalent to the Gaussian curvature criterion for stable (or unstable) photon spheres

$$\left. \frac{d^2 V_{\text{eff}}(r)}{dr^2} \right|_{r=r_{\text{ph}}} \approx \left[ -\frac{E^2}{g_{tt}} \cdot \left( -\frac{1}{\alpha_{\phi\phi}} \frac{d^2 \alpha_{\phi\phi}}{dr^2} \right) \right]_{r=r_{\text{ph}}} > 0 \Leftrightarrow \mathcal{K}_{\text{Gaussian}}^{(\alpha)}(r = r_{\text{ph}}) > 0, \quad (59a)$$

$$\left. \frac{d^2 V_{\text{eff}}(r)}{dr^2} \right|_{r=r_{\text{ph}}} \approx \left[ -\frac{E^2}{g_{tt}} \cdot \left( -\frac{1}{\alpha_{\phi\phi}} \frac{d^2 \alpha_{\phi\phi}}{dr^2} \right) \right]_{r=r_{\text{ph}}} < 0 \Leftrightarrow \mathcal{K}_{\text{Gaussian}}^{(\alpha)}(r = r_{\text{ph}}) < 0. \quad (59b)$$

TABLE I. Comparisons of our geometric approach to photon spheres in spherical symmetric spacetimes, our geometric approach to light rings in axially symmetric spacetimes, and the conventional effective potential approach to circular photon orbits.

Approach	Geometric Approach (Spherically Symmetric Spacetimes)	Geometric Approach (Axially Symmetric Spacetimes)	Conventional Approach (All Stationary Spacetimes)
Geometry	Optical Geometry (Riemannian Geometry)	Optical Geometry (Randers-Finsler Geometry)	Spacetime Geometry (Lorentz Geometry)
Basic quantities	Geodesic Curvature $\kappa_g^{(\alpha)}(r)$ Gaussian Curvature $\mathcal{K}_{\text{Gaussian}}^{(\alpha)}(r)$	Geodesic Curvature $\kappa_g^{(F)}(r)$ Flag Curvature $\mathcal{K}_{\text{flag}}^{(F)}(r, T^{\text{OP}}, \partial_r^{\text{OP}})$	Effective Potential $V_{\text{eff}}(r)$ (and its derivatives)
Circular Photon Orbit	Photon Sphere	Light Ring	Photon Sphere or Light Ring
Tangent Vector's Condition	$\langle T^{\text{OP}}, T^{\text{OP}} \rangle^{(\alpha)} = 1$ and $(T^{\text{OP}})^r = (T^{\text{OP}})^\theta = 0$	$\langle T^{\text{OP}}, T^{\text{OP}} \rangle_{(x, T^{\text{OP}})}^{(F)} = 1$ and $(T^{\text{OP}})^r = (T^{\text{OP}})^\theta = 0$	$u \cdot u = 0$ and $u^r = u^\theta = 0$
Circular Orbits's Condition	$\alpha_{\phi\phi}\Omega^2 = 1$ $\kappa_g^{(\alpha)}(r) = 0$	$\sqrt{\alpha_{\phi\phi}\Omega^2} + \beta_\phi\Omega = 1$ $\kappa_g^{(F)}(r) = 0$	$V_{\text{eff}}(r) = 0$ $\frac{dV_{\text{eff}}(r)}{dr} = 0$
Unstable Circular Orbit	$\kappa_g^{(\alpha)}(r) = 0$ and $\mathcal{K}_{\text{Gaussian}}^{(\alpha)}(r) < 0$	$\kappa_g^{(F)}(r) = 0$ and $\mathcal{K}_{\text{flag}}^{(F)}(r, T^{\text{OP}}, \partial_r^{\text{OP}}) < 0$	$\frac{dV_{\text{eff}}(r)}{dr} = 0$ and $\frac{d^2V_{\text{eff}}(r)}{dr^2} < 0$
Stable Circular Orbit	$\kappa_g^{(\alpha)}(r) = 0$ and $\mathcal{K}_{\text{Gaussian}}^{(\alpha)}(r) > 0$	$\kappa_g^{(F)}(r) = 0$ and $\mathcal{K}_{\text{flag}}^{(F)}(r, T^{\text{OP}}, \partial_r^{\text{OP}}) > 0$	$\frac{dV_{\text{eff}}(r)}{dr} = 0$ and $\frac{d^2V_{\text{eff}}(r)}{dr^2} > 0$

It has been explicitly shown that the geometric approach of circular photon orbits presented in this work exactly reproduces the geometric approach to photon spheres for spherically symmetric spacetimes proposed in our previous studies.

Through the relations presented in expressions (38-39), (40), (47), (52a-52b), and (59a-59b), we successfully demonstrate the equivalence between our geometric approach (based on intrinsic curvatures in Randers-Finsler optical geometry) and the conventional approach (based on the effective potential of photons). Given this equivalence, it is reasonable to apply this geometric approach to an arbitrary stationary and axially symmetric rotational spacetime. Our geometric approach, which provides a mathematically self-contained framework for the studies of photon spheres and light rings, serves as an alternative and compliment approach to the conventional effective potential approach. A systematic comparison of our geometric approach to photon spheres in spherically symmetric spacetimes, our geometric approach to light rings in axially symmetric spacetimes, and the conventional effective potential approach is summarized in table I.

## V. SOME EXAMPLES

In this section, we present two representative examples to illustrate how to obtain light rings in axially symmetric spacetimes using our geometric approach. In gravity theories, the most fundamental axially symmetric spacetimes are the Kerr spacetime and Kerr-Newman spacetime. They have profound significance in both theoretical and observational studies. The application of our geometric approach to such spacetimes vividly illustrates the usability and validity of our approach.

**Kerr Spacetime:** The metric for Kerr spacetime in general relativity is given by

$$ds^2 = -\left(1 - \frac{2Mr}{\Sigma}\right)dt^2 - \frac{4aMr \sin^2 \theta}{\Sigma} dt d\phi + \frac{\Sigma}{\Delta} dr^2 + \Sigma d\theta^2 + \left(r^2 + a^2 + \frac{2a^2 Mr \sin^2 \theta}{\Sigma}\right) \sin^2 \theta d\phi^2. \quad (60)$$

where  $\Sigma$  and  $\Delta$  are two functions defined as

$$\Sigma = r^2 + a^2 \cos^2 \theta, \quad \Delta = r^2 - 2Mr + a^2. \quad (61)$$

The mathematical construction of optical geometry for this Kerr spacetime gives

$$dt = \sqrt{-\frac{g_{rr}}{g_{tt}} dr^2 - \frac{g_{\theta\theta}}{g_{tt}} d\theta^2 + \frac{g_{t\phi}^2 - g_{tt}g_{\phi\phi}}{g_{tt}^2} d\phi^2 - \frac{g_{t\phi}}{g_{tt}} d\phi} = \sqrt{\frac{\Sigma^2}{\Sigma - 2Mr} \left( \frac{1}{\Delta} dr^2 + d\theta^2 + \frac{\Delta \sin^2 \theta}{\Sigma - 2Mr} d\phi^2 \right) - \frac{2aMr \sin^2 \theta}{\Sigma - 2Mr} d\phi}. \quad (62)$$

When confined to the equatorial plane ( $\theta = \pi/2$ ), the optical geometry becomes

$$dt = \sqrt{\frac{r^4}{r^2 - 2Mr} \left( \frac{1}{\Delta} dr^2 + \frac{\Delta \sin^2 \theta}{r^2 - 2Mr} d\phi^2 \right)} - \frac{2aMr}{r^2 - 2Mr} d\phi. \quad (63)$$

From our geometric approach, the light ring naturally vanishes its geodesic curvature in Randers-Finsler optical geometry. The geodesic curvature condition to light ring in Kerr spacetime leads to

$$\begin{aligned} \kappa_g^{(F)}(r = r_{\text{LR}}) = 0 &\Rightarrow \left[ \frac{1}{2\sqrt{\alpha_{\phi\phi}}} \frac{d\alpha_{\phi\phi}}{dr} + \text{Sign}(\Omega) \cdot \frac{d\beta_\phi}{dr} \right]_{r=r_{\text{LR}}} = 0 \\ &\Rightarrow \frac{1}{(r_{\text{LR}} - 2M)^2} \cdot \left[ \frac{r_{\text{LR}}^3 - 5Mr_{\text{LR}}^2 + 6M^2r_{\text{LR}} - 2a^2M}{\text{Sign}(r_{\text{LR}} - 2M) \cdot \sqrt{\Delta}|_{r=r_{\text{LR}}}} + \text{Sign}(\Omega) \cdot 2aM \right] = 0 \\ &\Rightarrow r_{\text{LR}}(r_{\text{LR}} - 3M)^2 - 4Ma^2 = 0 \\ &\Rightarrow r_{\text{LR}} = 2M \cdot \left\{ 1 + \cos \left[ \frac{2}{3} \arccos \left( -\text{Sign}(\Omega) \cdot \frac{a}{M} \right) \right] \right\} = 2M \cdot \left\{ 1 + \cos \left[ \frac{2}{3} \arccos \left( \mp \frac{a}{M} \right) \right] \right\}. \end{aligned} \quad (64)$$

This gives the correct light ring positions in Kerr spacetime, derived solely from the geodesic curvature condition in Randers-Finsler optical geometry. It is in full agreement with the well-known analytical results for light rings in Kerr spacetime [95, 96]. Here, we have conveniently defined the direction of increasing azimuthal angle  $\phi$  such that a positive angular velocity  $\Omega > 0$  describes the prograde motion of light, while a negative angular velocity  $\Omega < 0$  describes the retrograde motion of light. In this convention, the spin parameter of the Kerr spacetime is assumed to be nonnegative  $a \geq 0$ , with the minus and plus signs in the last equality of expression (64) corresponding to light rings for prograde and retrograde photon motions. Remarkably, the second last line in expression (64) is precisely the constraint that can be obtained from the vanishing of the Carter constant in the equatorial plane of Kerr spacetime [97, 98]

$$\eta = \frac{Q}{E^2} = \frac{r_{\text{LR}}^3}{a^2(r_{\text{LR}} - M)^2} \cdot \left[ 4a^2M - r_{\text{LR}}(r_{\text{LR}} - 3M)^2 \right] = 0 \quad (65)$$

Furthermore, numerical calculations suggest that the flag curvature calculated using (25) at these light ring positions is negative, indicating that the light rings for prograde and retrograde photon motions in Kerr spacetime are unstable.

**Kerr-Newman Spacetime:** The metric for Kerr-Newman spacetime is expressed as

$$\begin{aligned} ds^2 = & - \left( 1 - \frac{2Mr - Q_e^2 - Q_m^2}{\Sigma} \right) dt^2 - \frac{2a(2Mr - Q_e^2 - Q_m^2) \sin^2 \theta}{\Sigma} dt d\phi + \frac{\Sigma}{\Delta_{\text{KN}}} dr^2 \\ & + \Sigma d\theta^2 + \left( r^2 + a^2 + \frac{(2Mr - Q_e^2 - Q_m^2)a^2 \sin^2 \theta}{\Sigma} \right) \sin^2 \theta d\phi^2. \end{aligned} \quad (66)$$

with  $Q_e$  and  $Q_m$  to be the electric and magnetic charge of the rotating black hole, and the functions  $\Sigma$  and  $\Delta_{\text{KN}}$  are defined as

$$\Sigma = r^2 + a^2 \cos^2 \theta, \quad \Delta_{\text{KN}} = r^2 - 2Mr + a^2 + Q_e^2 + Q_m^2. \quad (67)$$

To study the photon orbits, the construction of optical geometry for this Kerr-Newman spacetime gives

$$\begin{aligned} dt &= \sqrt{-\frac{g_{rr}}{g_{tt}} dr^2 - \frac{g_{\theta\theta}}{g_{tt}} d\theta^2 + \frac{g_{t\phi}^2 - g_{tt}g_{\phi\phi}}{g_{tt}^2} d\phi^2} - \frac{g_{t\phi}}{g_{tt}} d\phi \\ &= \sqrt{\frac{\Sigma^2}{\Sigma - 2Mr + Q_e^2 + Q_m^2} \left( \frac{1}{\Delta_{\text{KN}}} dr^2 + d\theta^2 + \frac{\Delta_{\text{KN}} \sin^2 \theta}{\Sigma - 2Mr + Q_e^2 + Q_m^2} d\phi^2 \right)} - \frac{a(2Mr - Q_e^2 - Q_m^2) \sin^2 \theta}{\Sigma - 2Mr + Q_e^2 + Q_m^2} d\phi. \end{aligned} \quad (68)$$

Similarly, for photons moving in the equatorial plane  $\theta = \pi/2$ , the optical geometry reduces to

$$dt = \sqrt{\frac{r^4}{r^2 - 2Mr + Q_e^2 + Q_m^2} \left( \frac{1}{\Delta_{\text{KN}}} dr^2 + \frac{\Delta_{\text{KN}} \sin^2 \theta}{r^2 - 2Mr + Q_e^2 + Q_m^2} d\phi^2 \right)} - \frac{a(2Mr - Q_e^2 - Q_m^2)}{r^2 - 2Mr + Q_e^2 + Q_m^2} d\phi. \quad (69)$$

The geodesic curvature condition for light rings leads to

$$\begin{aligned}
\kappa_g^{(F)}(r = r_{\text{LR}}) = 0 &\Rightarrow \left[ \frac{1}{2\sqrt{\alpha_{\phi\phi}}} \frac{d\alpha_{\phi\phi}}{dr} + \text{Sign}(\Omega) \cdot \frac{d\beta_\phi}{dr} \right]_{r=r_{\text{LR}}} = 0 \\
&\Rightarrow \left[ \frac{r_{\text{LR}}^4 - 5Mr_{\text{LR}}^3 + (6M^2 + 3Q_e^2 + 3Q_m^2)r_{\text{LR}}^2 + 2(Q_e^2 + Q_m^2)^2 - 2a^2(Mr_{\text{LR}} - Q_e^2 - Q_m^2)}{\sqrt{\Delta_{\text{KN}}|_{r=r_{\text{LR}}}}} \right. \\
&\quad \left. + \text{Sign}(\Omega) \cdot 2a(Mr - Q_e^2 - Q_m^2) \right] \cdot \frac{r}{(r^2 - 2Mr_{\text{LR}} + Q_e^2 + Q_m^2)^2} = 0 \\
&\Rightarrow r_{\text{LR}}^4 - 6Mr_{\text{LR}}^3 + (9M^2 + 4Q_e^2 + 4Q_m^2)r_{\text{LR}}^2 - (12MQ_e^2 + 12MQ_m^2 + 4Ma^2)r_{\text{LR}} \\
&\quad + 4(Q_e^2 + Q_m^2)^2 + 4a^2(Q_e^2 + Q_m^2) = 0
\end{aligned} \tag{70}$$

The light rings calculated using our geometric approach are identical to those obtained through the effective potential of photons. Actually, the last line is exactly what we can obtain from the vanishing of the Carter constant in the equatorial plane [99]

$$\begin{aligned}
\eta = \frac{Q}{E^2} &= -\frac{r_{\text{LR}}^2}{a^2(r_{\text{LR}} - M)^2} \times \left[ r_{\text{LR}}^4 - 6Mr_{\text{LR}}^3 + 9M^2r_{\text{LR}}^2 - 4Ma^2r_{\text{LR}} \right. \\
&\quad \left. + 4(Q_e^2 + 4Q_m^2)r_{\text{LR}}^2 - 12M(Q_e^2 + Q_m^2)r_{\text{LR}} + 4(Q_e^2 + Q_m^2)^2 + 4a^2(Q_e^2 + Q_m^2) \right] \\
&= 0
\end{aligned} \tag{71}$$

The analytical expression of light ring radius in the Kerr-Newman spacetime is much more complicated than that in Kerr spacetime, which is not presented here. The detailed analytical results on light rings' radii in the Kerr-Newman spacetime can be consulted in references [99, 100].

To summarize, the two illustrative examples (Kerr spacetime and Kerr-Newman spacetime) presented in this section demonstrate the efficacy of our geometric approach in such axially symmetric rotational spacetimes. The results on the radii of light rings obtained from our approach are in complete agreement with those calculated from the conventional effective potential approach. In principle, our approach can be universally applied to any stationary and axially symmetric spacetime (for the study of light rings in the equatorial plane), regardless of the specified metric form. Due to space limitations, other examples are not given in this section.

## VI. CONCLUSION

Circular photon orbits are of paramount significance in the astrophysical observations of black holes and other ultra-compact objects, and they also bring valuable insights into understanding the topological properties of spacetimes, gravitational waves, and quasi-normal modes.

In this work, we present a novel geometric approach to light rings in axially symmetric rotational spacetimes, studying light rings and their stability through intrinsic curvatures in optical geometry. This work provides an extension of our geometric approach to circular photon orbits, which was first proposed in *Phys. Rev. D* **106**, L021501 (2022), from spherically symmetric spacetimes to axially symmetric spacetimes. When extended to axially symmetric spacetimes, the construction of optical geometry gives rise to a Randers-Finsler geometry  $dt = \sqrt{\alpha_{ij}dx^i dx^j} + \beta_i dx^i$ . The location of light rings can be determined by vanishing the geodesic curvature in the equatorial plane of Randers-Finsler optical geometry. Moreover, the stability of light rings can be distinguished through the existence of conjugate points, which is domi-

nantly controlled by the sign of intrinsic flag curvature in Randers-Finsler optical geometry. Specifically, the positive flag curvature indicates a stable light ring, while the negative flag curvature implies an unstable light ring. To validate the effectiveness of our geometric approach, we have chosen two representative examples: Kerr spacetime and Kerr-Newman spacetime. In both cases, our method completely reproduces the correct light ring positions. Beyond these examples, our approach can be applied to an arbitrary stationary spacetime, without any restriction on the specific spacetime metric forms. Furthermore, this work also offers a rigorous demonstration of the equivalence between our geometric approach and the conventional approach based on the effective potential of photons, showing the broad applicability and robustness of our geometric approach. This equivalence relationship, which has been summarized in table I, not only provides new perspectives for light rings but also builds bridges between different theoretical methods.

Our present work, together with a series of investigations given by the authors and other scholars in recent years, reveals a nontrivial relationship between circular particle orbits and the intrinsic curvatures of the low-

dimensional geometry that is constructed from Lorentz spacetime (such as optical geometry and Jacobi geometry). These explorations uncover the deep underlying connections between kinematic characteristics of particle orbits (such as stability of circular orbits, deflection angles) and the intrinsic geometric properties of the low-dimensional constructed geometry of spacetime, indicating the remarkable potential of such mathematical constructed geometry in the gravity theory and mathematical physics.

There are a number of topics that can be inspired by the present work. For instance, our geometric approach can be extended to study the massive particle's circular orbits in axially symmetric spacetimes, especially the innermost circular orbits (ISCO). To achieve this point, the mathematical construction of Jacobi geometry (rather than the optical geometry) is required [105–110]. Furthermore, it would be of great importance to conduct a comprehensive analysis on the properties of light rings through our geometric approach, questioning whether a geometric analysis from optical geometry can rederive some important theorems on circular photon orbits for axially symmetric rotational spacetimes reported in literature [21–24, 32], especially the number of stable and unstable light rings in various class of rotational spacetimes (which is relevant to the topological invariant in these spacetimes).

## APPENDICES

The appendices present the mathematical preliminaries required for our geometric analysis of circular photon orbits in axially symmetric rotational spacetimes. Appendix A offers a brief introduction to the geodesic equation in Randers-Finsler geometry. Appendix B provides discussions on the mathematical definition of geodesic curvature for continuous curves in Randers-Finsler optical geometry. The decomposition of geodesic curvature in Randers-Finsler geometry  $\kappa_g^{(F)} = \kappa_g^{(\alpha)} + \kappa_g^{(\beta)}$ , which consists of the geodesic curvature with Riemannian part  $\alpha$  and the additional contribution from the non-Riemannian part  $\beta$ , is presented in this section. Appendix C introduces one of the most important intrinsic curvatures in Randers-Finsler optical geometry — the flag curvature.

### Appendix A: The Geodesics in Randers-Finsler Geometry

The optical geometry of a stationary and axially symmetric gravitational spacetime is described by a Randers-Finsler geometry. In this framework, null geodesics in the spacetime geometry correspond to spatial geodesics in optical geometry. This appendix presents a brief introduction to geodesics in Randers-Finsler geometry and a concise overview of their properties.

Mathematically, the arc-length of a continuous curve in Finsler geometry is defined as

$$s_{AB} \equiv \int_{\lambda_A}^{\lambda_B} F(x, T) \cdot d\lambda = \int_{\lambda_A}^{\lambda_B} \|T\|_{(x, T)}^{(F)} \cdot d\lambda. \quad (\text{A1})$$

In this expression, the  $F(x, y)$  is a Finsler function, which is generally defined on the tangent bundle  $(x, y) \in TM$ . Analogous to the metric tensor  $g_{ij}(x)$  in Riemannian geometry, the Finsler function  $F(x, y)$  serves as a fundamental quantity in Finsler geometry. It determines the spatial distance between two distinct points, the arc length of continuous curves, the volume of local regions, and a number of intrinsic curvatures in Finsler geometry. Specifically, to define the arc-length of continuous curves in expression (A1), we choose the vector  $y$  to be the tangent vector  $y = T = \frac{dx}{d\lambda}$  along this continuous curve. Under these circumstances, the Finsler function equals the norm of tangent vector  $T$  along its own direction, via  $F(x, T) = \|T\|_{(x, T)}^{(F)} = \sqrt{\langle T, T \rangle_{(x, T)}^{(F)}}$ .

Particularly, the Randers geometry is a specific subclass of Finsler geometry, in which the Finsler function can be decomposed into two parts

$$F(x, y) = \sqrt{\alpha_{ij}(x) \cdot y^i y^j} + \beta_i(x) \cdot y^i. \quad (\text{A2})$$

Here,  $\alpha_{ij}(x)$  represents a Riemannian metric, and the coefficient  $\beta_i$  can compose a 1-form  $\beta = \beta_i(x) dx^i$  that quantifies the deviation of this Finsler geometry from the Riemannian geometry  $ds^2 = \alpha_{ij}(x) dx^i dx^j$ . Notably, when the one-form vanishes (i.e.,  $\beta = 0$ ), the Randers-Finsler geometry defined in (A1) and (A2) reduces to the Riemannian geometry.

Similar to the Riemannian geometry, the spatial geodesics in Finsler geometry make the arc-length of continuous curves be extremum [90, 91]

$$\delta s_{AB} = \delta \left[ \int_A^B F(x, T) \cdot d\lambda \right] = 0. \quad (\text{A3})$$

This variational condition eventually leads to the following geodesic equation in Finsler geometry [90]

$$D_T^{(F)} \tilde{T} \Big|_{y=T} = D_T^{(F)} \left[ \frac{T}{F(x, T)} \right] \Big|_{y=T} = 0. \quad (\text{A4})$$

Therefore, a geodesic curve makes the local extremum of arc-length is simultaneously an auto-parallel curve along its tangent direction in Finsler geometry. In expression (A4), the notation  $D_T^{(F)}$  represents the Finslerian covariant derivative operator along the tangent vector  $T = \frac{dx}{d\lambda}$  of a continuous curve  $\gamma = \gamma(\lambda)$ . We use the simplified notation  $\tilde{T}$  to label the unit tangent vector along its own direction  $\tilde{T} = T / \sqrt{\langle T, T \rangle_{(x, T)}^{(F)}} = T / F(x, T)$ . Notably, if we choose the arc-length parameter as the affine parameter (i.e.,  $\lambda = s$ ), the tangent vector along any continuous curve becomes a unit tangent vector (namely  $T = \tilde{T}$ ). In

such circumstances, the Finslerian geodesic equation in (A4) becomes

$$D_T^{(F)} T \Big|_{y=T} = 0 \Leftrightarrow \left[ \frac{d^2 x^i}{ds^2} + \Gamma_{jk}^i(x, y) \cdot \frac{dx^j}{ds} \frac{dx^k}{ds} \right]_{y=T} = 0. \quad (\text{A5})$$

Here,  $\Gamma_{jk}^i(x, y)$  is the coefficient of the Chern-Rund connection in Finsler geometry, whose expression is determined by the Finsler function  $F(x, y)$ . The explicit form of these coefficients is given in Appendix C. Furthermore, one of the distinctions of Finsler geometry from Riemannian geometry lies in the connection coefficients. In Finsler geometry, the coefficient of the Chern-Rund connection depends not only on base point  $x \in M$ , but also on tangent vector  $y \in T_x M$ . This is different from the scenario in Riemannian geometry, where the Levi-Civita connection depends only on the base point  $x$ . Therefore, when we use the covariant derivative to formulate the geodesic equation in Finsler geometry, it is necessary to specify the reference vector  $y = T$  in the subscript, which fulfills the concept of the auto-parallel curve. In the general definition of covariant derivative in Finsler geometry, the reference vector may differ from the tangent vector along the geodesic curve

$$D_T^{(F)} V \Big|_y \equiv \left[ \frac{dV^i}{d\lambda} + \Gamma_{jk}^i(x, y) \cdot V^j \cdot \frac{dx^k}{ds} \right] \cdot \frac{\partial}{\partial x^i}. \quad (\text{A6})$$

Although the Finslerian geodesic equation presented in expression (A5) has an elegant form and can be formally analogous to the geodesic equation in Riemannian geometry (by replacing the Chern-Rund connection in Finsler geometry with the Levi-Civita connection), its direct calculation in Randers-Finsler geometry is computationally challenging, especially when we directly calculate the Chern-Rund connection using  $\alpha_{ij}$  and  $\beta_i$  described in (A2). In practical calculations, we prefer to find a more convenient form of the geodesic equation that utilizes  $\alpha_{ij}$  and  $\beta_i$ . Fortunately, it turns out that the Finslerian geodesic equation (A4) can be transformed into a relatively simple form in the Randers-Finsler geometry when a “constant Riemannian speed” affine parameter  $l$  is adopted [90]

$$\frac{dx^i}{dl^2} + (\gamma^{(\alpha)})_{jk}^i \cdot \frac{dx^j}{dl} \frac{dx^k}{dl} + \alpha^{ij} \left[ D_k^{(\alpha)} \beta_j - D_j^{(\alpha)} \beta_k \right] \cdot \frac{dx^k}{dl} = 0 \quad (\text{A7})$$

In this expression,  $D_k^{(\alpha)} \beta_j = \frac{\partial \beta_j}{\partial x^k} - (\gamma^{(\alpha)})_{jk}^i \cdot \beta_i$  labels the covariant derivative of 1-form  $\beta = \beta_i dx^i$  with respect to the Riemannian metric  $\alpha_{ij}$ , and their Levi-Civita connection is denoted as  $(\gamma^{(\alpha)})_{jk}^i$ <sup>6</sup>. The affine parameter  $l$

is chosen such that

$$\langle T \cdot T \rangle^{(\alpha)} = 1 \Leftrightarrow \alpha_{ij} \cdot \frac{dx^i}{dl} \frac{dx^j}{dl} = 1 \quad (\text{A8})$$

which is called the affine parameter corresponding to “constant Riemannian speed” with respect to metric  $\alpha_{ij}$  in references. Furthermore, a simple calculation suggests that

$$D_k^{(\alpha)} \beta_j - D_j^{(\alpha)} \beta_k = \frac{\partial \beta_j}{\partial x^k} - \frac{\partial \beta_k}{\partial x^j} \quad (\text{A9})$$

This geodesic equation in (A7) eventually gives rise to the “covariant acceleration” of the tangent vector  $T$  associated with the Riemannian metric part  $\alpha$

$$\begin{aligned} a_{(\alpha)}^i &\equiv \frac{dx^i}{dl^2} + (\gamma^{(\alpha)})_{jk}^i \cdot \frac{dx^j}{dl} \frac{dx^k}{dl} \\ &= -\alpha^{ij} \left[ D_k^{(\alpha)} \beta_j - D_j^{(\alpha)} \beta_k \right] \cdot \frac{dx^k}{dl} \\ &= -\alpha^{ij} \left( \frac{\partial \beta_j}{\partial x^k} - \frac{\partial \beta_k}{\partial x^j} \right) \cdot \frac{dx^k}{dl} \end{aligned} \quad (\text{A10})$$

This is precisely the result that has been reported in references [74, 90]

## Appendix B: Geodesic Curvature in Randers-Finsler Optical Geometry

Conventionally, geodesic curvature is the intrinsic curvature of a continuous curve in 2-dimensional Riemannian geometry, which quantifies the deviation of this continuous curve from being geodesic. However, the concept of geodesic curvature can be generalized into Finsler geometry. This appendix presents the formal definition of geodesic curvature for continuous curves in Randers-Finsler optical geometry.

In the context of 2-dimensional Riemannian geometry, the geodesic curvature of a curve admits a variety of equivalent definitions. Here, we present an instructive way to give the geodesic curvature, which utilizes the embedding of this 2-dimensional Riemannian geometry into a higher-dimensional background space. Consider a curved surface  $S$  embedded into a 3-dimensional background Euclidean space, which is illustrated in figure 3. At each point  $p$  along the curve  $\gamma = \gamma(s)$ , we can construct an orthonormal frame  $\{\mathbf{e}_1, \mathbf{e}_2, \mathbf{e}_3\}$  to the point  $p$ . Specifically,  $\mathbf{e}_1 = \mathbf{T}$  is the unit tangent vector of this curve  $\gamma$ ,  $\mathbf{e}_2 = \mathbf{V}$  is a unit vector in the tangent space of surface  $S$  that is orthogonal to  $\mathbf{T}$ , and  $\mathbf{e}_3 = \mathbf{N}$  represents the unit normal vector of surface  $S$  at this point  $p$ . The tangent space of the curved surface  $S$  at point  $p$  is spanned by frame vectors  $\mathbf{e}_1 = \mathbf{T}$  and  $\mathbf{e}_2 = \mathbf{V}$ . The geodesic curvature  $\kappa_g$  of this continuous curve  $\gamma$  is defined as follows [101]

$$\kappa_g \equiv \frac{d\mathbf{T}}{ds} \cdot \mathbf{V} = \frac{d\mathbf{e}_1}{ds} \cdot \mathbf{e}_2. \quad (\text{B1})$$

<sup>6</sup> One should not be confused with  $(\gamma^{(\alpha)})_{jk}^i$  and  $\Gamma_{jk}^i(x, y)$ . The former is the coefficient of Levi-Civita connection in Riemannian geometry  $ds^2 = \alpha_{ij} dx^i dx^j$ . The latter is the connection coefficient in the Randers-Finsler geometry  $ds = \sqrt{\alpha_{ij} dx^i dx^j} + \beta_i dx^i$ , which contains the contributions from 1-form  $\beta$ .

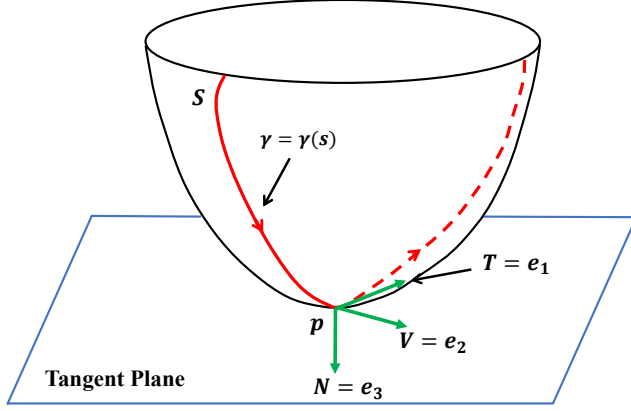


FIG. 3. Illustration of the embedding of a curved surface  $S$  (which is a 2-dimensional Riemannian geometry) into a 3-dimensional background Euclidean space. The  $\gamma = \gamma(s)$  is a continuous curve residing on this surface  $S$ , and  $p$  is an arbitrary point on this curve. The  $\{e_1, e_2, e_3\}$  compose an orthonormal frame field in 3-dimensional Euclidean space such that  $e_1 = T$  is the unit tangent vector of this curve,  $e_2 = V$  is a unit vector in the tangent space of surface  $S$  that is orthogonal to  $T$ , and  $e_3 = N$  is the unit normal vector of surface  $S$  at point  $p$ . The tangent plane of the curved surface  $S$  at point  $p$  is spanned by frame vectors  $e_1$  and  $e_2$ .

Furthermore, the geodesic curvature defined in this manner is an intrinsic geometric quantity, independent of the embedding of this surface  $S$  into a higher-dimensional background Euclidean space. This intrinsic nature implies that  $\kappa_g$  can be defined and computed solely using the intrinsic geometry of the surface  $S$ . Particularly, in the framework of the intrinsic Riemannian geometry of surface  $S$ , the mathematical definition of the geodesic curvature becomes

$$\kappa_g = \left\langle \frac{DT}{ds}, V \right\rangle = \left\langle \frac{de_1}{ds} \cdot e_2 \right\rangle, \quad (B2)$$

with the inner product in background Euclidean space replaced by the inner product induced by the Riemannian metric, and the ordinary derivative is substituted with the covariant derivative along this curve.

The ideas and treatments for defining a geodesic curvature illustrated above can be extended to the Finsler geometry. For a continuous curve  $\gamma$  in 2-dimensional Finsler geometry, its geodesic curvature can be defined in a similar manner. Specifically, the geodesic curvature for a curve is given by the inner product of the covariant derivative of the unit tangent vector  $\tilde{T} = T/\sqrt{\langle T, T \rangle_{(x,T)}^{(F)}} = T/F(x, T)$  and a unit vector  $\tilde{V}$  that

is orthogonal to  $\tilde{T}$ , via [102, 103]<sup>7</sup>

$$\begin{aligned} \kappa_g^{(F)} &\equiv \left\langle D_T^{(F)} \tilde{T} \Big|_{y=T}, \tilde{V} \right\rangle_{(x,T)}^{(F)} \\ &= \left\langle D_T^{(F)} \left[ \frac{T}{F(x, T)} \right] \Big|_{y=T}, \tilde{V} \right\rangle_{(x,T)}^{(F)}, \end{aligned} \quad (B3)$$

Since  $\tilde{V}$  is a unit vector in the 2-dimensional Finsler surface that is orthogonal to the tangent vector  $\tilde{T}$ , the relations  $\langle \tilde{T}, \tilde{V} \rangle_{(x,T)}^{(F)} = 0$  and  $\langle \tilde{V}, \tilde{V} \rangle_{(x,T)}^{(F)} = 1$  always hold along the continuous curve  $\gamma$  (where the reference vector for taking inner vector products in Finsler geometry is chosen as  $y = T$ ). Moreover, it can be easily noticed that for any geodesic curve in 2-dimensional Finsler geometry, its geodesic curvature defined in expression (B3) must vanish

$$\text{geodesics} \Leftrightarrow D_T^{(F)} \left[ \frac{T}{F(x, T)} \right] \Big|_{y=T} = 0 \Leftrightarrow \kappa_g^{(F)} = 0. \quad (B4)$$

Then we are able to apply the aforementioned Finslerian geodesic curvature  $\kappa_g^{(F)}$  to the optical geometry of axially symmetric rotational spacetimes, which gives a Randers-Finsler geometry in expression (7). Since the 2-dimensional Randers-Finsler geometry can be decomposed into a Riemannian geometry part  $\alpha$  and a non-Riemannian part  $\beta$ , it reasonable to anticipate that the Finslerian geodesic curvature  $\kappa_g^{(F)}$  for a continuous curve is composed of two parts: the geodesic curvature with respect to the Riemannian metric  $\alpha_{ij}$ , and the additional contribution due to the existence of the non-Riemannian part  $\beta$ . Therefore, the Finslerian geodesic curvature is given by

$$\kappa_g^{(F)} = \kappa_g^{(\alpha)} + \kappa_\beta^{(\alpha)}. \quad (B5)$$

Here,  $\kappa_\beta^{(\alpha)}$  represents the additional contribution acting on the Riemannian geodesic curvature  $\kappa_g^{(\alpha)}$  due to the existence of the non-Riemannian part  $\beta$ . For photon orbits restricted in the equatorial plane, which become spatial geodesics in 2-dimensional Randers-Finsler geometry, their corresponding Finslerian geodesic curvature should be zero

$$\kappa_g^{(F)} = 0 \Leftrightarrow \kappa_g^{(\alpha)} = -\kappa_\beta^{(\alpha)}. \quad (B6)$$

<sup>7</sup> In reference [102], the authors prefer to use an alternative definition of geodesic curvature  $\kappa_g^{(F)} = \left\| D_T^{(F)} \tilde{T} \Big|_{y=T} \right\|_{(x,T)}^{(F)} = \sqrt{\langle D_T^{(F)} \tilde{T} \Big|_{y=T}, D_T^{(F)} \tilde{T} \Big|_{y=T} \rangle_{(x,T)}^{(F)}}$ , and the quantity defined in expression (B3) is named the signed curvature. In this work, we adopt the quantity in (B3) as the definition of geodesic curvature, since it is consistent with the geodesic curvature in expressions (B1), (B2), and (B7). Regardless of the nomenclature, the geometric quantity defined in expression (B3) vanishes for a geodesic curve in 2-dimensional Finsler geometry.

Here, it is clearly shown that the presence of  $\beta$  leads to the emergence of nonzero “covariant acceleration” of photons with respect to the Riemannian metric  $\alpha_{ij}$  (see Appendix A and expression (A10)). Particularly, when the non-Riemannian one-form  $\beta$  in 2-dimensional Randers-Finsler geometry vanishes (i.e.  $\beta = 0$ ), the additional contribution  $\kappa_\beta$  becomes zero, and the Finslerian geodesic curvature  $\kappa_g^{(F)}$  reduces to the Riemannian geodesic curvature  $\kappa_g^{(\alpha)}$ . The “covariant acceleration” of photon beams in equation (A10) vanishes in this case.

To determine the additional contribution  $\kappa_\beta^{(\alpha)}$  arising from the non-Riemannian part, it is convenient to resort to the “covariant acceleration” of photons with respect to the Riemannian metric  $\alpha_{ij}$ , which is given in (A10). The existence of nonzero “covariant acceleration” vector  $a^{(\alpha)}$  of photons with respect to Riemannian metric  $\alpha_{ij}$  is analogous to the nonzero covariant derivative of tangent vector  $\frac{D\mathbf{T}}{ds}$  encountered in the Riemannian geodesic curvature expression in (B2). Following the standard definition of geodesic curvature in Riemannian geometry, the geodesic curvature  $\kappa_g^{(\alpha)}$  of a continuous photon orbit can be written as

$$\kappa_g^{(\alpha)} = \langle a^{(\alpha)}, (T^{(\alpha)} \times N^{(\alpha)}) \rangle^{(\alpha)} = -\kappa_\beta^{(\alpha)}. \quad (\text{B7})$$

Here,  $T^{(\alpha)} = \frac{dx}{dl}$  denotes the unit tangent vector to the photon orbit (parametrized by arc-length parameter  $l$  in the Riemannian geometry part  $dl^2 = \alpha_{ij}dx^i dx^j$ ). Additionally,  $N^{(\alpha)}$  represents the unit normal vector of the equatorial plane in 3-dimensional Riemannian geometry  $\alpha$ . In this formulation, the unit tangent vector  $T^{(\alpha)}$  is analogous to the frame vector  $\mathbf{e}_1 = \mathbf{T}$  in expression (B2), while the unit normal vector  $N^{(\alpha)}$  for the equatorial plane is analogous to the frame vector  $\mathbf{e}_3 = \mathbf{N}$ . Moreover, once the frame vectors  $\mathbf{e}_1$  and  $\mathbf{e}_3$  are specified, another frame vector  $\mathbf{e}_2$  can be constructed through the vector product of the unit tangent vector and unit normal vector, via  $\mathbf{e}_2 = \mathbf{e}_1 \times \mathbf{e}_3 = \mathbf{T} \times \mathbf{N}$ . This choice of frame vectors ensures that  $\{e_1^{(\alpha)}, e_2^{(\alpha)}, e_3^{(\alpha)}\} = \{T^\alpha, T^\alpha \times N^\alpha, N^\alpha\}$  forms a left-handed frame.

In the 3-dimensional Riemannian geometry, the vector product can be formulated in terms of the anti-symmetric Levi-Civita tensor

$$(A \times B)_i = \epsilon_{ijk}^{(\alpha)} A^j B^k = \sqrt{\alpha^{(3d)}} \epsilon_{ijk} A^j B^k, \quad (\text{B8a})$$

$$(A \times B)^i = \epsilon_{(\alpha)}^{ijk} A_j B_k = \frac{\epsilon^{ijk}}{\sqrt{\alpha^{(3d)}}} A_j B_k, \quad (\text{B8b})$$

In these expressions,  $\epsilon_{ijk}$  and  $\epsilon^{ijk}$  are called the anti-symmetric Levi-Civita symbol (which takes +1 for even permutation of indices and -1 for odd permutation of indices),

$\epsilon_{ijk}^{(\alpha)} = \sqrt{\alpha^{(3d)}} \epsilon_{ijk}$  and  $\epsilon_{(\alpha)}^{ijk} = \frac{\epsilon^{ijk}}{\sqrt{\alpha^{(3d)}}}$  are the anti-symmetric Levi-Civita tensor in Riemannian geometry  $dl^2 = \alpha_{ij}dx^i dx^j$ , and the  $\alpha^{(3d)} = \det(\alpha_{ij}^{(3d)}) = \alpha_{rr}\alpha_{\theta\theta}\alpha_{\phi\phi}$  represents the determinant of the Riemannian metric  $\alpha_{ij}$ . In this way, the geodesic curvature for this photon orbit with respect to the Riemannian metric  $\alpha$  can be expressed using the Levi-Civita tensor

$$\begin{aligned} \kappa_g^{(\alpha)} &= -\kappa_\beta^{(\alpha)} = \langle a^{(\alpha)}, (T^{(\alpha)} \times N^{(\alpha)}) \rangle^\alpha \\ &= \epsilon_{(\alpha)}^{ijk} \cdot a_i^{(\alpha)} T_j^{(\alpha)} N_k^{(\alpha)} \end{aligned} \quad (\text{B9})$$

Substituting the “covariant acceleration” of photons from expression (A10) into the geodesic curvature formula, the geodesic curvature  $\kappa_g^{(\alpha)}$  can be calculated as

$$\begin{aligned} \kappa_g^{(\alpha)} &= -\epsilon_{(\alpha)}^{ijk} \cdot T_j^{(\alpha)} N_k^{(\alpha)} \cdot \left( \frac{\partial \beta_i}{\partial x^m} - \frac{\partial \beta_m}{\partial x^i} \right) \cdot (T^{(\alpha)})^m \\ &= -\epsilon_{(\alpha)}^{ijk} \cdot T_j^{(\alpha)} N_k^{(\alpha)} \cdot \omega_{im} (T^{(\alpha)})^m \\ &= -\epsilon_{(\alpha)}^{ijk} \cdot T_j^{(\alpha)} N_k^{(\alpha)} \cdot (* * \omega)_{im} (T^{(\alpha)})^m \\ &= -\frac{1}{2} \epsilon_{(\alpha)}^{ijk} \cdot T_j^{(\alpha)} N_k^{(\alpha)} \cdot \epsilon_{imn}^{(\alpha)} \epsilon^{abn} \cdot \omega_{ab} (T^{(\alpha)})^m \\ &= -(\delta_m^j \delta_n^k - \delta_m^k \delta_n^j) \cdot T_j^{(\alpha)} N_k^{(\alpha)} \epsilon_{(\alpha)}^{abn} \cdot \omega_{ab} (T^{(\alpha)})^m \\ &= -\epsilon_{(\alpha)}^{abk} \cdot \omega_{ab} \times \\ &\quad \left[ N_k^{(\alpha)} \cdot \langle T^{(\alpha)}, T^{(\alpha)} \rangle^{(\alpha)} - T_k^{(\alpha)} \cdot \langle N^{(\alpha)}, T^{(\alpha)} \rangle^{(\alpha)} \right] \\ &= -\epsilon_{(\alpha)}^{abk} \cdot \omega_{ab} N_k^{(\alpha)} \\ &= -\frac{1}{2} \frac{\epsilon^{abk}}{\sqrt{\alpha^{(3d)}}} \left( \frac{\partial \beta_a}{\partial x^b} - \frac{\partial \beta_b}{\partial x^a} \right) N_k^{(\alpha)}. \end{aligned} \quad (\text{B10})$$

In the calculation, we employ the following anti-symmetric two-form  $\omega$  in the Riemannian geometry  $dl^2 = \alpha_{ij}dx^i dx^j$  and its Hodge dual form

$$\omega = d\beta = \frac{1}{2} \left( \frac{\partial \beta_i}{\partial x^j} - \frac{\partial \beta_j}{\partial x^i} \right) \cdot dx^i \wedge dx^j = \frac{1}{2} \omega_{ij} \cdot dx^i \wedge dx^j \quad (\text{B11a})$$

$$*\omega = *\omega_k \cdot dx^k = (\epsilon^{(\alpha)})^{ij}_k \cdot \omega_{ij} \cdot dx^k \quad (\text{B11b})$$

Furthermore, in the above derivation process, we also utilize the contraction rule of the Levi-Civita tensor in 3-dimensional Riemannian geometry [104]

$$\epsilon_{(\alpha)}^{ijk} \cdot \epsilon_{imn}^{(\alpha)} = 2! \cdot (\delta_m^j \delta_n^k - \delta_m^k \delta_n^j). \quad (\text{B12})$$

and the important relation on the Hodge star operator

$$* * \omega = (-1)^2 \cdot \omega \quad (\text{B13})$$

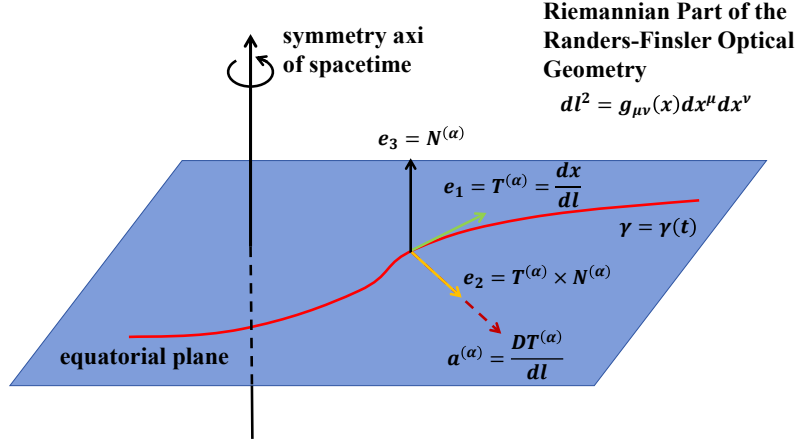


FIG. 4. This figure illustrates the left-handed frame  $\{e_1^{(\alpha)}, e_2^{(\alpha)}, e_3^{(\alpha)}\} = \{T^\alpha, T^\alpha \times N^\alpha, N^\alpha\}$  used in the geodesic curvature formula in (B7). The handedness (left-handed or right-handed) of the frame  $\{e_1^{(\alpha)}, e_2^{(\alpha)}, e_3^{(\alpha)}\}$  or  $\{e_1, e_2, e_3\}$  depends on the choice of normal vector orientation. Here we follow the convention given by Ono *et. al* in reference [74], where the unit normal vector  $N^\alpha$  is assumed in the upward direction. This is different from the right-handed frame presented in figure 3, where the normal vector  $e_2 = \mathbf{N}$  is oriented downward. However, the vanishing of Finslerian geodesic curvature  $\kappa_g^{(\alpha)} + \kappa_\beta = 0$  is independent of the choice of left-handed and right-handed frames. Furthermore, for any photon orbit parametrized by arc-length parameter  $l$  in the Riemannian geometry  $dl^2 = \alpha_{ij} dx^i dx^j$ , the tangent vector  $T^{(\alpha)} = \frac{dx}{dl}$  always has a constant unit norm. In this case, the “covariant acceleration” vector  $a^{(\alpha)} = \frac{DT^{(\alpha)}}{dl}$  of photons is automatically orthogonal to the vector  $T^{(\alpha)}$  in the tangent space.

For the axially symmetric rotational spacetime, its optical geometry takes the form

$$dt = \sqrt{\alpha_{ij} dx^i dx^j} + \beta_i dx^i = \sqrt{-\frac{g_{rr}}{g_{tt}} \cdot dr^2 - \frac{g_{\theta\theta}}{g_{tt}} \cdot d\theta^2 + \frac{g_{t\phi}^2 - g_{tt}g_{\phi\phi}}{g_{tt}^2} \cdot d\phi^2 - \frac{g_{t\phi}}{g_{tt}} \cdot d\phi}. \quad (\text{B14})$$

There is only one nonzero derivative for the one-form  $\beta$ , which is  $\frac{\partial \beta_\phi}{\partial r}$ . Additionally, the unit normal vector  $N^{(\alpha)}$  for the equatorial plane in 3-dimensional Riemannian geometry also has one nonzero component

$$\langle N^{(\alpha)} \cdot N^{(\alpha)} \rangle^{(\alpha)} = \alpha^{\theta\theta} \cdot N_\theta^{(\alpha)} N_\theta^{(\alpha)} = 1 \Rightarrow N_\theta^{(\alpha)} = \frac{1}{\sqrt{\alpha^{\theta\theta}}}. \quad (\text{B15})$$

Substituting the normal vector component in expression (B15) into the geodesic curvature  $\kappa_g^{(\alpha)}$  in expression (B10), the additional contribution  $\kappa_\beta$  arising from  $\beta$  can be obtained

$$\begin{aligned} \kappa_g^{(\alpha)} = -\kappa_\beta^{(\alpha)} &= -\frac{1}{2} \left( \frac{\partial \beta_a}{\partial x^b} - \frac{\partial \beta_b}{\partial x^a} \right) \cdot \frac{\varepsilon^{abk}}{\sqrt{\alpha^{(3d)}}} N_k^{(\alpha)} \\ &= -\frac{\partial \beta_\phi}{\partial r} \frac{\varepsilon^{\phi r \theta}}{\sqrt{\alpha_{rr} \alpha_{\theta\theta} \alpha_{\phi\phi}}} \frac{1}{\sqrt{\alpha^{\theta\theta}}} \\ &= -\frac{1}{\sqrt{\alpha_{rr} \alpha_{\phi\phi}}} \frac{\partial \beta_\phi}{\partial r} \end{aligned} \quad (\text{B16})$$

This expression is completely identical to the one proposed by Ono *et. al* in reference [74]. Ono *et al.* interpreted the nonzero geodesic curvature of light orbits with respect to Riemannian geometry  $\alpha_{ij}$  as “gravitomagnetism” effects in stationary spacetimes. In our work, the same contribution can be naturally interpreted

as the geodesic curvature contribution induced by the existence of the non-Riemannian one-form  $\beta$  in Randers geometry.

There is a subtlety that needs clarification for the geodesic curvature contribution  $\kappa_\beta$  for prograde and retrograde photon orbits. The above derivation of expression (B16) is valid for the prograde motion (co-rotating motion) of lights. If the retrograde motion (counter-rotating motion) of light is considered, the tangent vector  $T^{\text{OP}}$  changes to the opposite direction. We flip the normal vector into the opposite direction to make the frame  $\{e_1^{(\alpha)}, e_2^{(\alpha)}, e_3^{(\alpha)}\} = \{T^\alpha, T^\alpha \times N^\alpha, N^\alpha\}$  maintain a left-handed system. Only the left-handedness of the frame can make the geodesic curvature properly expressed through equations (B7) and (B9). Additionally, the nonzero “covariant acceleration” vector  $a^{(\alpha)}$  given in equation (A10), which is proportional to the tangent vector  $T^{(\alpha)} = \frac{dx}{dl}$  in the Riemannian geometry

$dl^2 = \alpha_{ij}dx^i dx^j$ , also contributes to a minus sign for retrograde photon orbits. Therefore, the whole calculation procedure from equations (B9)-(B16) eventually gives rise to an additional minus in the geodesic curvature  $\kappa_g^{(\alpha)}$  (or  $\kappa_\beta^{(\alpha)}$ ).

$$\kappa_g^{(\alpha)} = -\kappa_\beta^{(\alpha)} = + \frac{1}{\sqrt{\alpha_{rr}\alpha_{\phi\phi}}} \frac{\partial\beta_\phi}{\partial r} \quad \text{for retrograde motions} \quad (\text{B17})$$

For retrograde motions of lights, the additional minus sign to the geodesic curvature contributions  $\kappa_g^{(\alpha)}$  and  $\kappa_\beta^{(\alpha)}$  in equation (B17) can be understood in an alternative way. The additional minus sign reflects the irreversibility of the geodesics in Randers-Finsler geometry. Due to the presence of the non-Riemannian one-form  $\beta = \beta_i dx^i$ , the Randers-Finsler geometry defined using  $F(x, y) = \sqrt{\alpha_{ij} \cdot y^i y^j} + \beta_i y^i$  generally does not preserve the reversal symmetry, because  $F(x, y) \neq F(x, -y)$  usually holds for the same curve in Finsler geometry. When revering the tangent direction, the retrograde orbit is no longer a geodesic of Randers-Finsler geometry  $F(x, y)$ . Instead, the retrograde orbit follows the geodesic curve of its reversal Finsler geometry  $F(x, -y)$ . However, there does not mean that we should perform a detailed calculation using the reversal Finsler geometry  $F(x, -y)$ . Fortunately, for the optical geometry of axially symmetric spacetimes defined in (B14), the non-Riemannian part  $\beta$  is determined by metric component  $g_{t\phi}$ , whose sign flips when the angular momentum of the gravitational source is reversed. A straightforward inspection of the optical geometry reveals that

$$\beta_i(x, a) = -\beta_i(x, -a) \quad (\text{B18})$$

with  $a = J/M$  to be the angular momentum parameter for the rotational spacetime. Consequently, the reversal Finsler geometry  $F(x, -y)$  satisfies the following relation

$$F(x, -y) = \tilde{F}(x, y), \quad (\text{B19a})$$

$$\begin{aligned} \tilde{F}(x, y) &= \sqrt{\alpha_{ij} \cdot y^i y^j} + \beta_i(x, -a) \cdot y^i \\ &= \sqrt{\alpha_{ij} \cdot y^i y^j} - \beta_i(x, a) \cdot y^i \end{aligned} \quad (\text{B19b})$$

Thus, the retrograde photon motions can be analyzed simply by replacing the angular momentum  $a$  with  $-a$  (alternatively, by replacing  $\beta_i$  with  $-\beta_i$ ). Based on this analysis, if the retrograde motion of light is considered, we can apply the replacement  $\beta_i \rightarrow -\beta_i$  to equivalently transform the retrograde orbits into the prograde orbits, while altering the non-Riemannian part to  $-\beta$  in the optical geometry. This operation eventually leads to an additional minus sign in the calculation of geodesic curvature, which results in the same contribution as those presented in equation (B17).

Furthermore, for practical calculations with specific spacetime metrics, it is convenient to adopt the convention where the angular momentum parameter is kept to be positive ( $a > 0$ ). This choice ensures that the prograde motion of lights corresponds to a positive angular velocity  $\Omega = \frac{d\phi}{dt} > 0$ , while the retrograde motion of lights corresponds to a negative angular velocity  $\Omega = \frac{d\phi}{dt} < 0$ . Under this convention, the geodesic curvatures for prograde and retrograde photon orbits can be expressed as follows <sup>8</sup>

$$\kappa_g^{(\alpha)} = -\kappa_\beta^{(\alpha)} = \begin{cases} -\frac{1}{\sqrt{\alpha_{rr}\alpha_{\phi\phi}}} \frac{\partial\beta_\phi}{\partial r} & \text{for prograde motion's orbits with } \Omega > 0 \\ +\frac{1}{\sqrt{\alpha_{rr}\alpha_{\phi\phi}}} \frac{\partial\beta_\phi}{\partial r} & \text{for retrograde motion's orbits with } \Omega < 0. \end{cases} \quad (\text{B20})$$

This expression can be written in a simpler form

$$\kappa_g^{(\alpha)} = -\kappa_\beta^{(\alpha)} = -\frac{\text{sign}(\Omega)}{\sqrt{\alpha_{rr}\alpha_{\phi\phi}}} \cdot \frac{\partial\beta_\phi}{\partial r}. \quad (\text{B21})$$

<sup>8</sup> In Asida's work [74], the geodesic curvature is used to investigate the gravitational deflection angle of light orbits, via the Gauss-Bonnet theorem  $\int_D \mathcal{K} dS + \int_{\partial D} \kappa_g dl + \sum_i \theta_i = \chi(D)$ . To obtain the appropriate deflection angle, they enforce the regulation  $dl > 0$  for prograde motions of light and  $dl < 0$  for retrograde motions of light. In our convention, the plus and minus sign has been adapted into the geodesic curvature contribution  $\kappa_\beta$  and  $\kappa_g^{(\alpha)}$ , and there is no need to impose the regulation  $dl > 0$  for prograde motions (or  $dl < 0$  for retrograde motions) artificially.

In summary, we have analyzed two types of geodesic curvatures for the same continuous curve: one is geodesic curvature  $\kappa_g^{(F)}$  defined using the Randers-Finsler optical geometry  $dt = \sqrt{\alpha_{ij} dx^i dx^j} + \beta_i dx^i$ , the other is the geodesic curvature  $\kappa_g^{(\alpha)}$  defined using its Riemannian part  $dl^2 = \alpha_{ij} dx^i dx^j$ . These two geodesic curvatures are interconnected through the "distortion" term  $\kappa_\beta$ , which is induced by the non-Riemannian part  $\beta$ . Particularly, for the Randers-Finsler optical geometry given in expression (B14), the additional contribution  $\kappa_\beta$  simply depends solely on a radial derivative of the  $\phi$  component  $\kappa_\beta \propto \frac{\partial\beta_\phi}{\partial r} \propto \frac{\partial}{\partial r} \left( \frac{g_{t\phi}}{g_{tt}} \right)$ , reflecting the axi-symmetry of rotating gravitational fields.

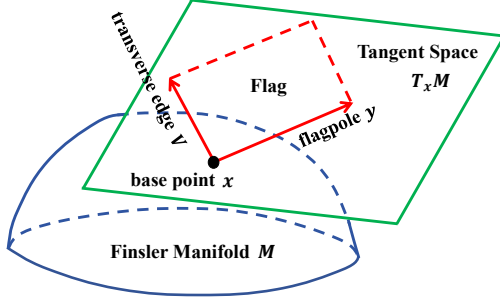


FIG. 5. Illustration of the ingredients in the definition of flag curvature, including the base point  $x$  in the Finsler manifold, as well as the flagpole  $y$  and transverse edge  $V$  in the tangent space  $T_x M$ .

### Appendix C: Flag Curvature in Randers-Finsler Optical Geometry

In this appendix, we present an introduction to the intrinsic flag curvature, which is the natural generalization of Gaussian curvature into Finsler geometry. First, we introduce the mathematical definition of flag curvature. Subsequently, we present the explicit analytical expression of flag curvature in the equatorial plane of optical geometry.

Mathematically, every Finsler manifold is equipped with a Finsler function  $F(x, y)$ , which is a function generally defined in the tangent bundle  $(x, y) \in TM$  such that the arc-length in the Finsler manifold is determined by  $s_{AB} = \int_{\lambda_A}^{\lambda_B} F(x, T) d\lambda$ , as shown in expression (A1).

The Finsler function serves as the foundational quantity in Finsler geometry, from which all geometric quantities can be derived. In particular, a symmetric  $(0, 2)$ -type fundamental tensor in this Finsler manifold can be induced through the second-order derivative of the Finsler function

$$g_{ij}^{(F)}(x, y) \equiv \frac{\partial^2}{\partial y^i \partial y^j} \left[ \frac{F^2(x, y)}{2} \right], \quad (C1)$$

and a symmetric  $(0, 3)$ -type Cartan tensor is defined through the third-order derivative

$$\begin{aligned} A_{ijk}(x, y) &\equiv \frac{F(x, y)}{4} \cdot \frac{\partial^3}{\partial y^i \partial y^j \partial y^k} \left[ F^2(x, y) \right] \\ &= \frac{F(x, y)}{2} \cdot \frac{\partial g_{ij}(x, y)}{\partial y^k}. \end{aligned} \quad (C2)$$

The fundamental tensor defines the inner product in tangent space, and it governs the raising/lowering of tensor indices in Finsler geometry. The Cartan tensor quantifies the deviation of Finsler geometry from Riemannian geometry, and it vanishes if and only if the Finsler manifold reduces to a Riemannian manifold (in this specific case, the Finsler function  $F^2(x, y)$  exhibits a quadratic dependence on  $y$ ).

The flag curvature is a natural generalization of Gaussian curvature to Finsler geometry. To give a rigorous definition of flag curvature, it is necessary to construct a “flag” in the tangent space  $T_x M$  of a base point  $x$ . A nonzero tangent vector  $y \in T_x M$  serves as the “flagpole” and another vector  $V = V^i \frac{\partial}{\partial x^i}$  (which is not collinear with flagpole  $y$ ) is referred to as the transverse edge. The flagpole  $y$  and transverse edge  $V$  span a 2-dimensional subspace within the tangent space  $T_x M$ , which is usually called the “flag”, as illustrated in figure 5. Based on these elements, the intrinsic flag curvature in a Finsler manifold can be defined as

$$\mathcal{K}_{\text{flag}}(x, y, V) \equiv \frac{V^j V^k \cdot y^i y^l \cdot R_{ijkl}^{(F)}(x, y)}{\langle y, y \rangle_{(x, y)}^{(F)} \cdot \langle V, V \rangle_{(x, y)}^{(F)} - \langle y, V \rangle_{(x, y)}^{(F)} \cdot \langle y, V \rangle_{(x, y)}^{(F)}}. \quad (C3)$$

The notation  $\langle V, W \rangle_{(x, y)}^{(F)}$  labels the inner product of two vector fields  $V$  and  $W$  in the Finsler manifold, which can be calculated through the fundamental tensor

$$\langle V, W \rangle_{(x, y)}^{(F)} = g_{ij}^{(F)}(x, y) \cdot V^i W^j. \quad (C4)$$

Remarkably, it is worth noting that in Finsler geometry, the inner product of vector fields depends not only on the base point  $x$ , but also on the flagpole direction

$y \in T_x M$ . This feature exhibits a significant distinction from the situation in Riemannian geometry. In a Riemannian manifold, the inner product of vector fields is determined by the Riemannian metric, which is solely dependent on the base point  $x$  and is independent of flagpole direction  $y$ . In the definition of flag curvature, the notation  $R_{ijkl}^{(F)}$  and  $R_{jk}^{(F)}$  represent the curvature tensors in Finsler geometry

$$(R^{(F)})_{jkl}^i(x, y) \equiv \frac{\delta \Gamma_{jl}^i(x, y)}{\delta x^k} - \frac{\delta \Gamma_{jk}^i(x, y)}{\delta x^l} + \Gamma_{sk}^i(x, y) \cdot \Gamma_{jl}^s(x, y) - \Gamma_{sl}^i(x, y) \cdot \Gamma_{jk}^s(x, y), \quad (C5a)$$

$$R_{ijkl}^{(F)}(x, y) \equiv g_{sj}^{(F)}(x, y) \cdot (R^{(F)})_{ikl}^s(x, y), \quad (C5b)$$

$$R_{jk}^{(F)}(x, y) \equiv R_{ijkl}^{(F)}(x, y) \cdot y^i y^l. \quad (C5c)$$

In these expressions,  $\Gamma_{jk}^i(x, y)$  is the coefficient of the renowned Chern-Rund connection in Finsler geometry. The Chern-Rund connection, which is torsion-free and almost metric-compatible, can be regarded as a generalization of the conventional Levi-Civita connection in Riemannian geometry to Finsler geometry [90, 91]. The explicit form of the Chern-Rund connection's coefficient is expressed as

$$\begin{aligned} \Gamma_{jk}^i(x, y) &= \frac{g_{(F)}^{is}(x, y)}{2} \cdot \left\{ \frac{\delta}{\delta x^j} \left[ g_{sk}^{(F)}(x, y) \right] + \frac{\delta}{\delta x^k} \left[ g_{js}^{(F)}(x, y) \right] - \frac{\delta}{\delta x^s} \left[ g_{ij}^{(F)}(x, y) \right] \right\} \\ &= \gamma_{jk}^i(x, y) - g_{(F)}^{is}(x, y) \cdot \left[ A_{skl}(x, y) \cdot \frac{N_j^l(x, y)}{F(x, y)} + A_{jkl}(x, y) \cdot \frac{N_s^l(x, y)}{F(x, y)} - A_{jkl}(x, y) \cdot \frac{N_s^l(x, y)}{F(x, y)} \right]. \end{aligned} \quad (C6)$$

Here,  $\gamma_{jk}^i(x, y)$  is the formal Christoffel symbol in Finsler geometry

$$\gamma_{jk}^i(x, y) = \frac{g_{(F)}^{is}(x, y)}{2} \cdot \left\{ \frac{\partial}{\partial x^j} \left[ g_{sk}^{(F)}(x, y) \right] + \frac{\partial}{\partial x^k} \left[ g_{js}^{(F)}(x, y) \right] - \frac{\partial}{\partial x^s} \left[ g_{jk}^{(F)}(x, y) \right] \right\}, \quad (C7)$$

$g_{(F)}^{ij}(x, y)$  is the inverse of the fundamental tensor  $g_{ij}^{(F)}(x, y)$ , and the operator  $\frac{\delta}{\delta x^k}$  is defined by <sup>9</sup>

$$\frac{\delta}{\delta x^k} \equiv \frac{\partial}{\partial x^k} - N_k^i(x, y) \cdot \frac{\partial}{\partial y^i}. \quad (C8)$$

The nonlinear function  $N$  in expression (C8) can be defined through the fundamental tensor and Cartan tensor

$$N_j^i(x, y) \equiv \gamma_{jk}^i(x, y) \cdot y^k - \frac{A_{jk}^i(x, y)}{F(x, y)} \cdot \gamma_{ls}^k(x, y) \cdot y^l y^s. \quad (C9)$$

The  $A_{jk}^i(x, y) = g_{(F)}^{is} A_{sjk}(x, y)$  is the contraction of Cartan tensor  $A_{ijk}$  with the inverse fundamental tensor  $g_{(F)}^{ij}(x, y)$ .

There are a number of useful formulas for calculating curvature tensors in Finsler geometry. Here, we present an elegant formula that can largely simplify the calculation of  $(R^{(F)})_j^i$  [91]

$$(R^{(F)})_j^i(x, y) = 2 \cdot \frac{\partial G^i(x, y)}{\partial x^j} - y^k \cdot \frac{\partial^2 G^i(x, y)}{\partial x^k \partial y^j} + 2G^k(x, y) \cdot \frac{\partial^2 G^i(x, y)}{\partial y^k \partial y^j} - \frac{\partial G^i(x, y)}{\partial y^k} \cdot \frac{\partial G^k(x, y)}{\partial y^j}, \quad (C10)$$

where  $G^i(x, y)$  is the geodesic spray coefficient in Finsler manifold

$$G^i(x, y) = \frac{g_{(F)}^{ij}}{4} \cdot \left\{ y^k \cdot \frac{\partial^2}{\partial y^j \partial x^k} \left[ F^2(x, y) \right] - \frac{\partial}{\partial x^j} \left[ F^2(x, y) \right] \right\}. \quad (C11)$$

The Riemannian geometry emerges as a special case of Finsler geometry. In a general Finsler manifold, the Finsler function  $F(x, y)$  is an arbitrary function in the tangent bundle  $(x, y) \in TM$ . However, when the square of the Finsler function takes a specific quadratic form in  $y$

$$F^2(x, y) = \alpha_{ij}(x) \cdot y^i y^j \quad (C12)$$

the Finsler manifold reduces to a Riemannian manifold. In this case, the symmetric Cartan tensor vanishes, and the symmetric fundamental tensor in Finsler geometry reduces to a Riemannian metric tensor

$$g_{ij}^{(F)}(x, y) = \frac{\partial^2}{\partial y^i \partial y^j} \left[ \frac{F^2(x, y)}{2} \right] = \alpha_{ij}(x), \quad (C13a)$$

$$A_{ijk}(x, y) = \frac{F(x, y)}{4} \cdot \frac{\partial^3}{\partial y^i \partial y^j \partial y^k} \left[ F^2(x, y) \right] = 0. \quad (C13b)$$

<sup>9</sup> In the Finsler geometry, it is more convenient to use  $\left\{ \frac{\delta}{\delta x^i}, \frac{\partial}{\partial y^i} \right\}$  as the local frames in the tangent bundle  $(x, y) \in TM$ , instead of

$\left\{ \frac{\partial}{\partial x^i}, \frac{\partial}{\partial y^i} \right\}$ . This is because  $\frac{\delta}{\delta x^i}$  follows a simpler transformation rule than  $\frac{\partial}{\partial x^i}$  under coordinate transformations in the tangent bundle  $TM$ .

In this context, the Chern-Rund connection coincides with the Levi-Civita connection of the Riemannian metric  $\alpha$  [91]

$$\Gamma_{jk}^i(x, y) = (\gamma^{(\alpha)})_{jk}^i(x) = \frac{\alpha^{is}(x)}{2} \cdot \left( \frac{\partial \alpha_{sk}}{\partial x^j} + \frac{\partial \alpha_{js}}{\partial x^k} - \frac{\partial \alpha_{jk}}{\partial x^s} \right). \quad (C14)$$

and the curvature tensor  $(R^{(F)})_{jkl}^i$  in Finsler geometry reduces to the Riemannian curvature tensor  $(R^{(\alpha)})_{jkl}^i$  [91]

$$\begin{aligned} (R^{(F)})_{jkl}^i(x, y) &= (R^{(\alpha)})_{jkl}^i(x) \\ &= \frac{\partial}{\partial x^k} \left[ (\gamma^{(\alpha)})_{jl}^i \right] - \frac{\partial}{\partial x^l} \left[ (\gamma^{(\alpha)})_{jk}^i \right] + (\gamma^{(\alpha)})_{sk}^i(x) \cdot (\gamma^{(\alpha)})_{jl}^s(x) - (\gamma^{(\alpha)})_{sl}^i(x) \cdot (\gamma^{(\alpha)})_{jk}^s(x). \end{aligned} \quad (C15)$$

Particularly, in this 2-dimensional manifold, the flag curvature reproduces the Gaussian curvature in Riemannian geometry

$$\mathcal{K}_{\text{flag}}(x, y, V) = \frac{R_{1212}^{(\alpha)}}{\det(\alpha_{ij}^{2d})} = \mathcal{K}^{(\alpha)}(x). \quad (C16)$$

For axially symmetric spacetimes, the Finsler function in the equatorial plane of optical geometry is defined according to the arc-length given in expression (B14).

$$F(x, y) = \sqrt{\alpha_{rr} \cdot (y^r)^2 + \alpha_{\phi\phi} \cdot (y^\phi)^2} + \beta_\phi y^\phi = \sqrt{-\frac{g_{rr}}{g_{tt}} \cdot (y^r)^2 - \frac{g_{t\phi}^2 - g_{tt}g_{\phi\phi}}{g_{tt}^2} \cdot (y^\phi)^2} - \frac{g_{t\phi}}{g_{tt}} \cdot y^\phi. \quad (C17)$$

When studying light rings in the equatorial plane, it is convenient to choose the flagpole vector as the tangent vector of this light ring  $y = T^{\text{OP}}$ , with  $y^r = 0$ ,  $y^\phi = \frac{d\phi}{dt} = \Omega$ . Meanwhile, the transverse edge vector can be selected as the frame vector  $V = \partial_r^{\text{OP}}$ , with  $V^r = 1$  and  $V^\phi = 0$ . In this scenario, the inner products of flagpole and transverse edge vectors in Randers-Finsler geometry become

$$\langle y, y \rangle_{(x,y)}^{(F)} = \langle T^{\text{OP}}, T^{\text{OP}} \rangle_{(x,T^{\text{OP}})}^{(F)} = F^2(x, T^{\text{OP}}), \quad (C18a)$$

$$\langle V, V \rangle_{(x,y)}^{(F)} = \langle \partial_r^{\text{OP}}, \partial_r^{\text{OP}} \rangle_{(x,T^{\text{OP}})}^{(F)} = g_{rr}^{(F)}(x, T^{\text{OP}}) \cdot 1 = \alpha_{rr} \cdot \left( 1 + \frac{\beta_\phi}{\sqrt{\alpha_{\phi\phi}}} \right), \quad (C18b)$$

$$\langle y, V \rangle_{(x,y)}^{(F)} = \langle T^{\text{OP}}, \partial_r^{\text{OP}} \rangle_{(x,T^{\text{OP}})}^{(F)} = g_{r\phi}^{(F)}(x, T^{\text{OP}}) \cdot \Omega = 0. \quad (C18c)$$

Using the aforementioned “flag” structure  $\{y, V\} = \{T^{\text{OP}}, \partial_r^{\text{OP}}\}$ , the intrinsic flag curvature in the equatorial plane of Randers-Finsler optical geometry can be simplified as

$$\begin{aligned} \mathcal{K}_{\text{flag}}(x, y, V) &= \frac{V^j V^k \cdot y^i y^l \cdot R_{ijkl}^{(F)}(x, y)}{\langle y, y \rangle_{(x,y)}^{(F)} \cdot \langle V, V \rangle_{(x,y)}^{(F)} - \langle y, V \rangle_{(x,y)}^{(F)} \cdot \langle y, V \rangle_{(x,y)}^{(F)}} \\ \Rightarrow \mathcal{K}_{\text{flag}}(r, T^{\text{OP}}, \partial_r^{\text{OP}}) &= \frac{\Omega^2 \cdot R_{\phi rr \phi}^{(F)}(r, T^{\text{OP}})}{F^2(r, T^{\text{OP}}) \cdot \alpha_{rr} \left( 1 + \frac{\beta_\phi}{\sqrt{\alpha_{\phi\phi}}} \right)} = \frac{R_{rr}^{(F)}(r, T^{\text{OP}})}{\alpha_{rr} \left( 1 + \frac{\beta_\phi}{\sqrt{\alpha_{\phi\phi}}} \right)}. \end{aligned} \quad (C19)$$

where we have used  $\langle T^{\text{OP}}, T^{\text{OP}} \rangle_{(x,T^{\text{OP}})}^{(F)} = F^2(x, T^{\text{OP}}) = 1$  for unit tangent vector  $y = T^{\text{OP}}$  along light rings. Through a detailed symbolic calculation via Wolfram Mathematica, the flag curvature in this Randers-Finsler optical geometry can be finally expressed as

$$\begin{aligned} \mathcal{K}_{\text{flag}}(r, T^{\text{OP}}, \partial_r^{\text{OP}}) &= \frac{R_{rr}^{(F)}(r, T^{\text{OP}})}{\alpha_{rr} \left( 1 + \frac{\beta_\phi}{\sqrt{\alpha_{\phi\phi}}} \right)} \\ &= \frac{1}{\alpha_{rr} \left( 1 + \frac{\beta_\phi}{\sqrt{\alpha_{\phi\phi}}} \right)} \times \left[ \frac{3\Omega^2}{4\alpha_{rr}} \cdot \frac{d\alpha_{rr}}{dr} \frac{d\alpha_{\phi\phi}}{dr} + \frac{3\beta_\phi \Omega \sqrt{\alpha_{\phi\phi} \Omega^2}}{4\alpha_{rr} \alpha_{\phi\phi}} \cdot \frac{d\alpha_{rr}}{dr} \frac{d\alpha_{\phi\phi}}{dr} + \frac{\beta_\phi \Omega \sqrt{\alpha_{\phi\phi} \Omega^2}}{4\alpha_{\phi\phi}^2} \cdot \left( \frac{d\alpha_{\phi\phi}}{dr} \right)^2 \right. \\ &\quad \left. + \frac{3\Omega \sqrt{\alpha_{\phi\phi} \Omega^2}}{2\alpha_{rr}} \cdot \frac{d\alpha_{rr}}{dr} \frac{d\beta_\phi}{dr} + \frac{3\beta_\phi \Omega^2}{2\alpha_{rr}} \cdot \frac{d\alpha_{rr}}{dr} \frac{d\beta_\phi}{dr} - \frac{\Omega \sqrt{\alpha_{\phi\phi} \Omega^2}}{4\alpha_{\phi\phi}} \cdot \frac{d\alpha_{\phi\phi}}{dr} \frac{d\beta_\phi}{dr} + \frac{3\beta_\phi \Omega^2}{4\alpha_{\phi\phi}} \cdot \frac{d\alpha_{\phi\phi}}{dr} \frac{d\beta_\phi}{dr} \right] \end{aligned}$$

$$\begin{aligned}
& + \frac{\Omega^2}{2} \left( \frac{d\beta_\phi}{dr} \right)^2 + \frac{3\beta_\phi \Omega \sqrt{\alpha_{\phi\phi} \Omega^2}}{2\alpha_{\phi\phi}} \left( \frac{d\beta_\phi}{dr} \right)^2 - \frac{\Omega^2}{2} \cdot \frac{d^2\alpha_{\phi\phi}}{dr^2} - \frac{\beta_\phi \Omega \sqrt{\alpha_{\phi\phi} \Omega^2}}{2\alpha_{\phi\phi}} \cdot \frac{d^2\alpha_{\phi\phi}}{dr^2} \\
& - \Omega \sqrt{\alpha_{\phi\phi} \Omega^2} \cdot \frac{d^2\beta_\phi}{dr^2} - \beta_\phi \Omega^2 \cdot \frac{d^2\beta_\phi}{dr^2} \Big] \\
& = \frac{1}{\alpha_{rr} \left( 1 + \frac{\beta_\phi}{\sqrt{\alpha_{\phi\phi}}} \right)} \times \left\{ \frac{3\Omega^2 \sqrt{\alpha_{\phi\phi}}}{2\alpha_{rr}} \frac{d\alpha_{rr}}{dr} \cdot \left[ \frac{1}{2\sqrt{\alpha_{\phi\phi}}} \frac{d\alpha_{\phi\phi}}{dr} + \text{Sign}(\Omega) \frac{d\beta_\phi}{dr} \right] \right. \\
& + \frac{3\beta_\phi \Omega \sqrt{\Omega^2}}{2\alpha_{rr}} \frac{d\alpha_{rr}}{dr} \cdot \left[ \frac{1}{2\sqrt{\alpha_{\phi\phi}}} \frac{d\alpha_{\phi\phi}}{dr} + \text{Sign}(\Omega) \frac{d\beta_\phi}{dr} \right] \\
& + \frac{\beta_\phi \Omega \sqrt{\alpha_{\phi\phi} \Omega^2}}{\alpha_{\phi\phi}} \cdot \left[ \frac{1}{2\alpha_{\phi\phi}} \frac{d\alpha_{\phi\phi}}{dr} + \text{Sign}(\Omega) \frac{d\beta_\phi}{dr} \right] \cdot \left[ \frac{1}{2\alpha_{\phi\phi}} \frac{d\alpha_{\phi\phi}}{dr} - \text{Sign}(\Omega) \frac{d\beta_\phi}{dr} \right] \\
& - \frac{\Omega \sqrt{\Omega^2}}{2} \frac{d\beta_\phi}{dr} \cdot \left[ \frac{1}{2\sqrt{\alpha_{\phi\phi}}} \frac{d\alpha_{\phi\phi}}{dr} + \text{Sign}(\Omega) \frac{d\beta_\phi}{dr} \right] + \frac{3\beta_\phi \Omega^2}{2\sqrt{\alpha_{\phi\phi}}} \frac{d\beta_\phi}{dr} \cdot \left[ \frac{1}{2\sqrt{\alpha_{\phi\phi}}} \frac{d\alpha_{\phi\phi}}{dr} + \text{Sign}(\Omega) \frac{d\beta_\phi}{dr} \right] \\
& \left. + \left( \sqrt{\alpha_{\phi\phi} \Omega^2} + \beta_\phi \Omega \right) \cdot \left[ \frac{\sqrt{\alpha_{\phi\phi} \Omega^2}}{\alpha_{\phi\phi}} \cdot \left( \frac{d\beta_\phi}{dr} \right)^2 - \frac{\sqrt{\alpha_{\phi\phi} \Omega^2}}{2\alpha_{\phi\phi}} \cdot \frac{d^2\alpha_{\phi\phi}}{dr^2} - \Omega \cdot \frac{d^2\beta_\phi}{dr^2} \right] \right\}. \quad (\text{C20})
\end{aligned}$$

## ACKNOWLEDGMENTS

This work is partly supported by the National Science Foundation of China (Grants No. 12575048 and 12205013), the Scientific and Technology Research Pro-

gram of Chongqing Municipal Education Commission (Grants No. KJZD-K202301110 and KJQN202201126), and the Natural Science Foundation of Chongqing Municipality (Grant No. CSTB2022NSCQ-MSX0932). Minyong Guo is also supported by the Open Fund of Key Laboratory of Multiscale Spin Physics (Ministry of Education), Beijing Normal University.

- 
- [1] K. Akiyama *et al.* (The Event Horizon Telescope Collaboration), First M87 Event Horizon Telescope Results. I. The Shadow of the Supermassive Black Hole, *Astrophys. J.* **875**, L1 (2019). [arXiv:1906.11238\[astro-ph.GA\]](#)
  - [2] K. Akiyama *et al.* (The Event Horizon Telescope Collaboration), First M87 Event Horizon Telescope Results. IV. Imaging the Central Supermassive Black Hole, *Astrophys. J. Lett.* **875**, L4 (2019). [arXiv:1906.11241\[astro-ph.GA\]](#)
  - [3] K. Akiyama *et al.* (The Event Horizon Telescope Collaboration), First Sagittarius A\* Event Horizon Telescope Results. I. The Shadow of the Supermassive Black Hole in the Center of the Milky Way, *Astrophys. J. Lett.* **930** 2, L12 (2022).
  - [4] S. E. Gralla, D. E. Holz and R. M. Wald, Black Hole Shadows, Photon Rings, and Lensing Rings, *Phys. Rev. D* **100**, 024018 (2019). [arXiv:1906.00873\[astro-ph.HE\]](#)
  - [5] V. Perlick and O. Y. Tsupko. Calculating black hole shadows: review of analytical studies. *Phys. Rep.* **947**, 1-39 (2022). [arXiv:2105.07101\[gr-qc\]](#)
  - [6] S. Vagnozzi, R. Roy, Y. D. Tsai, L. Visinelli, M. Afrin, A. Allahyari, P. Bambhaniya, D. Dey, S. G. Ghosh and P. S. Joshi, *et al.* Horizon-scale tests of gravity theories and fundamental physics from the Event Horizon Telescope image of Sagittarius A. *Class. Quant. Grav.* **40**, 165007 (2023). [arXiv:2205.07787\[gr-qc\]](#)
  - [7] K. S. Virbhadra and G. F. R. Ellis. Schwarzschild black hole lensing. *Phys. Rev. D* **62**, 084003 (2000). [arXiv:astro-ph/9904193](#)
  - [8] V. Bozza. Gravitational lensing in the strong field limit. *Phys. Rev. D* **66**, 103001 (2002). [arXiv:gr-qc/0208075](#)
  - [9] S. V. Iyer and A. O. Petters. Light's bending angle due to black holes: From the photon sphere to infinity. *Gen. Rel. Grav.* **39**, 1563-1582 (2007). [arXiv:gr-qc/0611086](#)
  - [10] N. Tsukamoto. Deflection angle in the strong deflection limit in a general asymptotically flat, static, spherically symmetric spacetime. *Phys. Rev. D* **95**, 064035 (2017). [arXiv:1612.08251\[gr-qc\]](#)
  - [11] V. Cardoso, A. S. Miranda, E. Berti, H. Witek and V. T. Zanchin. Geodesic stability, Lyapunov exponents and quasinormal modes. *Phys. Rev. D* **79**, 064016 (2009). [arXiv:0812.1806\[hep-th\]](#)
  - [12] A. Deich, N. Yunes and C. Gammie. Lyapunov exponents to test general relativity. *Phys. Rev. D* **110**, 044033 (2024). [arXiv:2308.07232\[gr-qc\]](#)
  - [13] H. Yang, D. A. Nichols, F. Zhang, A. Zimmerman, Z. Zhang, Y. Chen. Quasinormal-mode spectrum of Kerr black holes and its geometric interpretation. *Phys. Rev. D* **86**, 104006 (2012). [arXiv:1207.4253\[gr-qc\]](#)
  - [14] P. C. Li, T. C. Lee, M. Guo and B. Chen. Correspondence of eikonal quasinormal modes and unstable fundamental photon orbits for a Kerr-Newman black hole. *Phys. Rev. D* **104**, 084044 (2021). [arXiv:2105.14268\[gr-qc\]](#)
  - [15] A. Das, A. R. Chowdhury and S. Gangopadhyay. Stability, quasinormal modes in a charged black hole in perfect fluid dark matter. *Class. Quant. Grav.* **41**, 015018 (2024). [arXiv:2306.00646\[gr-qc\]](#)

- [16] V. Cardoso, L. C. B. Crispino, C. F. B. Macedo, H. Okawa and P. Pani. Light rings as observational evidence for event horizons: long-lived modes, ergoregions and nonlinear instabilities of ultracompact objects. *Phys. Rev. D* **90**, 044069 (2014). [arXiv:1406.5510\[gr-qc\]](#)
- [17] J. Keir. Slowly decaying waves on spherically symmetric spacetimes and ultracompact neutron stars. *Class. Quant. Grav.* **33**, 135009 (2016). [arXiv:1404.7036\[gr-qc\]](#)
- [18] M. Guo, Z. Zhong, J. Wang and S. Gao. Light rings and long-lived modes in quasiblack hole spacetimes. *Phys. Rev. D* **105**, 024049 (2022). [arXiv:2108.08967\[gr-qc\]](#)
- [19] P. V. P. Cunha, C. A. R. Herdeiro, E. Radu and N. Sanchis-Gual. Exotic Compact Objects and the Fate of the Light-Ring Instability. *Phys. Rev. Lett.* **130**, 061401 (2023). [arXiv:2207.13713\[gr-qc\]](#)
- [20] J. Yin, J. Jiang and M. Zhang. Kinematic topologies of black holes. *Phys. Rev. D* **108**, 044077 (2023). [arXiv:2305.14179\[gr-qc\]](#)
- [21] P. V. P. Cunha, E. Berti and C. A. R. Herdeiro. Light-Ring Stability for Ultracompact Objects. *Phys. Rev. Lett.* **119**, 251102 (2017). [arXiv:1708.04211\[gr-qc\]](#)
- [22] P. V. P. Cunha and C. A. R. Herdeiro. Stationary Black Holes and Light Rings. *Phys. Rev. Lett.* **124**, 181101 (2020). [arXiv:2003.06445\[gr-qc\]](#)
- [23] P. V. P. Cunha and C. A. R. Herdeiro. Shadows and strong gravitational lensing: a brief review. *Gen Relativ Gravit* **50**, 42 (2018). [arXiv:1801.00860\[gr-qc\]](#)
- [24] S. W. Wei. Topological charge and black hole photon spheres. *Phys. Rev. D* **102**, 064039 (2020). [arXiv:2006.02112\[gr-qc\]](#)
- [25] S. V. M. C. B. Xavier, C. A. R. Herdeiro and L. C. B. Crispino. Traversable wormholes and light rings. *Phys. Rev. D* **109**, 124065 (2024). [arXiv:2404.02208\[gr-qc\]](#)
- [26] S. R. Dolan and J. O. Shipley. Stable photon orbits in stationary axisymmetric electrovacuum spacetimes. *Phys. Rev. D* **94**, 044038 (2016). [arXiv:1605.07193\[gr-qc\]](#)
- [27] C. Cederbaum and G. J. Galloway. Uniqueness of photon spheres in electro-vacuum spacetimes. *Class. Quant. Grav.* **33**, 075006 (2016). [arXiv:1508.00355\[math.DG\]](#)
- [28] M. Cvetič, G. W. Gibbons and C. N. Pope. Photon spheres and sonic horizons in black holes from supergravity and other theories. *Phys. Rev. D* **94**, 106005 (2016). [arXiv:1608.02202\[gr-qc\]](#)
- [29] J. Jia, J. Liu, X. Liu, Z. Mo, X. Pang, Y. Wang and N. Yang. Existence and stability of circular orbits in general static and spherically symmetric spacetimes. *Gen. Rel. Grav.* **50**, 17 (2018). [arXiv:1702.05889\[gr-qc\]](#)
- [30] J. Jia, X. Pang and N. Yang. Existence and stability of circular orbits in static and axisymmetric spacetimes. *Gen Relativ Gravit* **50**, 41 (2018). [arXiv:1704.01689\[gr-qc\]](#)
- [31] T. Berry, A. Simpson and M. Visser, Photon spheres, ISCOs, and OSCOs: Astrophysical observables for regular black holes with asymptotically Minkowski cores, *Universe* **7**, 2 (2020). [arXiv:2008.13308\[gr-qc\]](#)
- [32] M. Guo and S. Gao. Universal Properties of Light Rings for Stationary Axisymmetric Spacetimes. *Phys. Rev. D* **103**, 104031 (2021). [arXiv:2011.02211\[gr-qc\]](#)
- [33] Q. Gan, P. Wang, H. Wu and H. Yang. Photon spheres and spherical accretion image of a hairy black hole. *Phys. Rev. D* **104**, 024003 (2021). [arXiv:2104.08703\[gr-qc\]](#)
- [34] G. Guo, Y. Lu, P. Wang, H. Wu and H. Yang. Black holes with multiple photon spheres. *Phys. Rev. D* **107**, 124037 (2023). [arXiv:2212.12901\[gr-qc\]](#)
- [35] K. Isomura, R. Suzuki and S. Tomizawa. Particle motions around regular black holes. *Phys. Rev. D* **107**, 084003 (2023). [arXiv:2301.10465\[gr-qc\]](#)
- [36] K. Hioki and U. Miyamoto. Hidden symmetries, null geodesics, and photon capture in the Sen black hole. *Phys. Rev. D* **78**, 044007 (2008). [arXiv:0805.3146\[gr-qc\]](#)
- [37] T. Johannsen. Photon Rings around Kerr and Kerr-like Black Holes. *Astrophys. J.* **777**, 170 (2013). [arXiv:1501.02814\[gr-qc\]](#)
- [38] P. V. P. Cunha, C. A. R. Herdeiro and E. Radu, Fundamental photon orbits: black hole shadows and space-time instabilities. *Phys. Rev. D* **96**, 024039 (2017). [arXiv:1705.05461\[gr-qc\]](#)
- [39] J. B. Hartle. *Gravity: An Introduction to Einstein's General Relativity*. Cambridge University Press, Cambridge (2021).
- [40] M. Wang, S. Chen and J. Jing. Chaotic shadows of black holes: a short review. *Commun. Theor. Phys.* **74**, 097401 (2022). [arXiv:2205.05855\[gr-qc\]](#)
- [41] S. V. Bolokhov and M. Skvortsova. Review of analytic results on quasinormal modes of black holes. [arXiv:2504.05014\[gr-qc\]](#)
- [42] K. Destounis, F. Angeloni, M. Vaglio and P. Pani. Extreme-mass-ratio inspirals into rotating boson stars: Nonintegrability, chaos, and transient resonances. *Phys. Rev. D* **108**, 084062 (2023). [arXiv:2305.05691\[gr-qc\]](#)
- [43] V. Vertogradov and A. Övgün. Analytical approach for calculating shadow of dynamical black hole. [arXiv:2412.10930\[gr-qc\]](#)
- [44] P. Padhye, K. Paithankar and S. Kolekar. Photon region boundary for stationary axisymmetric black holes. [arXiv:2412.12665\[gr-qc\]](#)
- [45] P. V. P. Cunha, C. A. R. Herdeiro and J. P. A. Novo. Light rings on stationary axisymmetric spacetimes: Blind to the topology and able to coexist. *Phys. Rev. D* **109**, 064050 (2024). [arXiv:2401.05495\[gr-qc\]](#)
- [46] S. W. Wei and Y. X. Liu. Topology of equatorial timelike circular orbits around stationary black holes. *Phys. Rev. D* **107**, 064006 (2023). [arXiv:2207.08397\[gr-qc\]](#)
- [47] S. W. Wei and Y. X. Liu. Topology of black hole thermodynamics. *Phys. Rev. D* **105**, 104003 (2022). [arXiv:2112.01706\[gr-qc\]](#)
- [48] S. W. Wei, Y. X. Liu and R. B. Mann. Black Hole Solutions as Topological Thermodynamic Defects. *Phys. Rev. Lett.* **129**, 191101 (2022). [arXiv:2208.01932\[gr-qc\]](#)
- [49] S. W. Wei, Y. X. Liu and R. B. Mann. Universal topological classifications of black hole thermodynamics. *Phys. Rev. D* **110**, L081501 (2024). [arXiv:2409.09333\[gr-qc\]](#)
- [50] N. C. Bai, L. Li and J. Tao. Topology of black hole thermodynamics in Lovelock gravity. *Phys. Rev. D* **107**, 064015 (2023). [arXiv:2208.10177\[gr-qc\]](#)
- [51] X. D. Zhu, W. Liu and D. Wu. Universal thermodynamic topological classes of rotating black holes. *Phys. Lett. B* **860**, 139163 (2025). [arXiv:2409.12747\[hep-th\]](#)
- [52] J. Sadeghi, M. A. S. Afshar, S. N. Gashti and M. R. Alipour. Thermodynamic topology and photon spheres in the hyperscaling violating black holes. *Astropart. Phys.* **156**, 102920 (2024). [arXiv:2307.12873\[gr-qc\]](#)
- [53] J. Sadeghi and M. A. S. Afshar. The role of topo-

- logical photon spheres in constraining the parameters of black holes. *Astropart. Phys.* **162**, 102994 (2024). [arXiv:2405.06568\[gr-qc\]](#)
- [54] J. Sadeghi and M. A. S. Afshar. Effective Potential and Topological Photon Spheres: A Novel Approach to Black Hole Parameter Classification. [arXiv:2405.18798\[gr-qc\]](#)
- [55] C. K. Qiao and M. Li, Geometric approach to circular photon orbits and black hole shadows, *Phys. Rev. D* **106**, L021501 (2022). [arXiv:2204.07297\[gr-qc\]](#)
- [56] C. K. Qiao, Curvatures, photon spheres, and black hole shadows, *Phys. Rev. D* **106**, 084060 (2022). [arXiv:2208.01771\[gr-qc\]](#)
- [57] C. K. Qiao. The Existence and Distribution of Photon Spheres Near Spherically Symmetric Black Holes – A Geometric Analysis. *Eur. Phys. J. C* **85**, 191 (2025). [arXiv:2407.14035\[gr-qc\]](#)
- [58] C. K. Qiao, P. Su and Y. Huang. A general discussion on photon spheres in different categories of spacetimes. *Eur. Phys. J. C* **85**, 709 (2025).
- [59] P. V. P. Cunha, C. A. R. Herdeiro and J. P. A. Novo. Null and timelike circular orbits from equivalent 2D metrics. *Classical Quantum Gravity* **39**, 225007 (2022). [arXiv:2207.14506\[gr-qc\]](#)
- [60] B. Bermúdez-Cárdenas and O. L. Andino. Massive particle surfaces, partial umbilicity, and circular orbits. *Phys. Rev. D* **111**, 064001 (2025). [arXiv:2409.10789\[gr-qc\]](#)
- [61] B. Bermúdez-Cárdenas and O. L. Andino. Massive particle surfaces and black hole shadows from intrinsic curvature. *Eur. Phys. J. C* **85**, 1266 (2025). [arXiv:2503.21203\[gr-qc\]](#)
- [62] E. Gallo and T. Mädler. Bounds for Lyapunov exponent of circular light orbits in black holes. *Eur. Phys. J. C* **85**, 299 (2025). [arXiv:2412.10328\[gr-qc\]](#)
- [63] S. H. Zhang, Z. Q. Zhao, Z. Y. Li, J. F. Zhang and X. Zhang. Gaussian curvature and Lyapunov exponent as probes of black hole phase transitions. [arXiv:2509.05103\[gr-qc\]](#).
- [64] M. A. Abramowicz, B. Carter and J. P. Lasota. Optical reference geometry for stationary and static dynamics. *Gen. Relativ. Gravit.* **20**, 1173–1183 (1988).
- [65] V. Perlick. Ray Optics, Fermat’s Principle, and Applications to General Relativity. Springer, Berlin (2000).
- [66] X. H. Ye and Q. Lin. Gravitational lensing analysed by the graded refractive index of a vacuum. *J. Opt. A: Pure Appl. Opt.* **10**, 075001 (2008). [arXiv:0711.0633\[gr-qc\]](#)
- [67] X. H. Ye and Q. Lin. A Simple Optical Analysis of Gravitational Lensing. *J. Mod. Opt.* **55**, 1119–1126 (2008). [arXiv:0704.3485\[gr-qc\]](#)
- [68] J. Piwnik, J. Gonera and Piotr Kosiński. Fermat’s principle in general relativity via Herglotz variational formalism. *Nucl. Phys. B* **1010**, 116744 (2025). [arXiv:2311.17540\[gr-qc\]](#)
- [69] G. W. Gibbons and M. C. Werner. Applications of the Gauss-Bonnet theorem to gravitational lensing. *Classical Quantum Gravity* **25**, 235009 (2008). [arXiv:0807.0854\[gr-qc\]](#)
- [70] T. Ono and H. Asada. The effects of finite distance on the gravitational deflection angle of light. *Universe* **5**, 218 (2019). [arXiv:1906.02414\[gr-qc\]](#)
- [71] A. Ishihara, Y. Suzuki, T. Ono, T. Kitamura and H. Asada. Gravitational bending angle of light for finite distance and the Gauss-Bonnet theorem. *Phys. Rev. D* **94**, 084015 (2016). [arXiv:1604.08308\[gr-qc\]](#)
- [72] A. Ishihara, Y. Suzuki, T. Ono and H. Asada. Finite-distance corrections to the gravitational bending angle of light in the strong deflection limit. *Phys. Rev. D* **95**, 044017 (2017). [arXiv:1612.04044\[gr-qc\]](#)
- [73] M. C. Werner. Gravitational lensing in the Kerr-Randers optical geometry. *Gen. Relativ. Gravit.* **44**, 3047–3057 (2012). [arXiv:1205.3876\[gr-qc\]](#)
- [74] T. Ono, A. Ishihara and H. Asada. Gravitomagnetic bending angle of light with finite-distance corrections in stationary axisymmetric spacetimes. *Phys. Rev. D* **96**, 104037 (2017). [arXiv:1704.05615\[gr-qc\]](#)
- [75] G. Crisnejo and E. Gallo. Weak lensing in a plasma medium and gravitational deflection of massive particles using the Gauss-Bonnet theorem. A unified treatment. *Phys. Rev. D* **97**, 124016, (2018). [arXiv:1804.05473\[gr-qc\]](#)
- [76] K. Takizawa, T. Ono and H. Asada, Gravitational deflection angle of light: Definition by an observer and its application to an asymptotically nonflat spacetime, *Phys. Rev. D* **101**, 104032 (2020). [arXiv:2001.03290\[gr-qc\]](#)
- [77] K. Takizawa and H. Asada. Gravitational lens on a static optical constant-curvature background: Its application to the Weyl gravity model. *Phys. Rev. D* **108**, 104055 (2023). [arXiv:2304.02219\[gr-qc\]](#)
- [78] Z. Li and T. Zhou. Equivalence of Gibbons-Werner method to geodesics method in the study of gravitational lensing. *Phys. Rev. D* **101**, 044043 (2020). [arXiv:1908.05592\[gr-qc\]](#)
- [79] Z. Li and J. Jia. The finite-distance gravitational deflection of massive particles in stationary spacetime: a Jacobi metric approach. *Eur. Phys. J. C* **80**, 157 (2020). [arXiv:1912.05194\[gr-qc\]](#)
- [80] Z. Li, G. Zhang and A. Övgün. Circular orbit of a particle and weak gravitational lensing. *Phys. Rev. D* **101**, 124058 (2020). [arXiv:2006.13047\[gr-qc\]](#)
- [81] Y. Huang and Z. Cao. Generalized Gibbons-Werner method for deflection angle. *Phys. Rev. D* **106**, 104043 (2022).
- [82] Y. Huang, Z. Cao and Z. Lu. Generalized Gibbons-Werner method for stationary spacetimes. *JCAP* **2024(01)**, 013 (2024). [arXiv:2306.04145\[gr-qc\]](#)
- [83] Z. Zhang. Geometrization of light bending and its application to SdS<sub>w</sub> spacetime. *Class. Quant. Grav.* **39**, 015003 (2022). [arXiv:2112.04149\[gr-qc\]](#)
- [84] Z. Zhang and R. Zhang. On the global Gaussian bending measure and its applications in stationary spacetimes. *Class. Quantum Grav.* **42**, 115006 (2025). [arXiv:2408.02195\[gr-qc\]](#)
- [85] G. W. Gibbons and C. M. Warnick. Universal properties of the near-horizon optical geometry. *Phys. Rev. D* **79**, 064031 (2009). [arXiv:0809.1571\[gr-qc\]](#)
- [86] G. W. Gibbons, C. A. R. Herdeiro, C. M. Warnick and M. C. Werner. Stationary metrics and optical Zermelo-Randers-Finsler geometry. *Phys. Rev. D* **79**, 044022 (2009). [arXiv:0811.2877\[gr-qc\]](#)
- [87] Z. Li. Gravitational Lensing Using Werner’s Method in Cartesian-like Coordinates. *Phys. Rev. D* **111**, 084017 (2025). [arXiv:2404.19658\[gr-qc\]](#)
- [88] K. Jusufi and A. Övgün, Gravitational lensing by rotating wormholes. *Phys. Rev. D* **97**, 024042 (2018). [arXiv:1708.06725\[gr-qc\]](#)

- [89] K. Jusufi, A. Övgün, J. Saavedra, Y. Vázquez and P. A. González. Deflection of light by rotating regular black holes using the Gauss-Bonnet theorem. *Phys. Rev. D* **97**, 124024 (2018). [arXiv:1804.00643\[gr-qc\]](#)
- [90] D. Bao, S. S. Chern, Z. Shen. *An Introduction to Riemann-Finsler Geometry*. Graduate Texts in Mathematics (GTM, volume 200), Springer, New York (2000).
- [91] Y. B. Shen and Z. Shen. *Introduction to Modern Finsler Geometry*. World Scientific Publishing Company, Indianapolis (2016).
- [92] X. Cheng, Z. Shen. *Finsler Geometry — An Approach via Randers Spaces*. Springer, Berlin (2012).
- [93] M. P. Do Carmo. *Differential Geometry of Curves and Surfaces*. Prentice-Hall, Englewood Cliffs, New Jersey (1976).
- [94] M. Berger and B. Gostiaux. *Differential Geometry: Manifolds, Curves, and Surfaces*. Springer-Verlag, New York, (1988).
- [95] J. M. Bardeen. Timelike and null geodesics in the Kerr metric. In book, *Black Holes*, edited by C. Dewitt and B. S. Dewitt, Les Astres Occlus, pages 215-239 (1973).
- [96] C. Bambi. *Introduction to General Relativity: A Course for Undergraduate Students of Physics*. Springer Nature, Singapore (2018).
- [97] A. Tavlayan and B. Tekin. Exact formulas for spherical photon orbits around Kerr black holes. *Phys. Rev. D* **102**, 104036 (2020). [arXiv:2009.07012\[gr-qc\]](#)
- [98] S. -W. Wei, Y. -X. Liu and R. B. Mann. Intrinsic curvature and topology of shadows in Kerr spacetime. *Phys. Rev. D* **99**, 041303(R) (2019). [arXiv:1811.00047\[gr-qc\]](#)
- [99] Y. X. Chen, J. H. Huang and H. Jiang. Radii of spherical photon orbits around Kerr-Newman black holes. *Phys. Rev. D* **107**, 044066 (2023). [arXiv:2210.08509\[gr-qc\]](#)
- [100] Y. W. Hsiao, D. S. Lee and C. Y. Lin. Equatorial light bending around Kerr-Newman black holes. *Phys. Rev. D* **101**, 064070 (2020). [arXiv:1910.04372\[gr-qc\]](#)
- [101] W. H. Chen, *Differential Geometry*, Peking University Press, Beijing (2006).
- [102] S. V. Sabau and H. Shimada. Riemann-Finsler surfaces. *Finsler Geometry, Sapporo 2005 — In Memory of Makoto Matsumoto*. Adv. Stud. Pure Math, **48**, 125-163 (2007).
- [103] J. Itoh, S. V. Sabau and H. Shimada. A Gauss-Bonnet-type formula on Riemann-Finsler surfaces with nonconstant indicatrix volume. *Kyoto J. Math.* **50**, 165-192 (2010).
- [104] S. M. Carroll. *Spacetime and Geometry: An Introduction to General Relativity*. Cambridge University Press, Cambridge (2019).
- [105] S. Chanda, G. W. Gibbons and P. Guha. Jacobi-Maupertuis-Eisenhart metric and geodesic flows. *J. Math. Phys.* **58**, 032503 (2017). [arXiv:1612.00375\[math-ph\]](#)
- [106] S. Chanda, G. W. Gibbons, P. Guha, P. Maraner and M. C. Werner. Jacobi-Maupertuis Randers-Finsler metric for curved spaces and the gravitational magnetoelectric effect. *J. Math. Phys.* **60**, 122501 (2019). [arXiv:1903.11805\[gr-qc\]](#)
- [107] S. Chanda. More on Jacobi metric: Randers-Finsler metrics, frame dragging and geometrisation techniques. *Eur. Phys. J. Plus* **139**, 983 (2024). [arXiv:1911.06321\[gr-qc\]](#)
- [108] M. A. Argañaraz and O. L. Andino. A Riemannian geometric approach for timelike and null spacetime geodesics. *Gen. Relativ. Gravit.* **56**, 121 (2024). [arXiv:2112.10910\[gr-qc\]](#)
- [109] Z. Li and J. Jia. Kerr-Newman-Jacobi geometry and the deflection of charged massive particles. *Phys. Rev. D* **104**, 044061 (2021). [arXiv:2108.05273\[gr-qc\]](#)
- [110] Z. Li. From Spray to Metric: The Geometric Construction of the Jacobi Metric. [arXiv:2511.01004\[gr-qc\]](#)