

# Towards Natural Language-Based Document Image Retrieval: New Dataset and Benchmark

Hao Guo<sup>1,3,4,\*</sup>, Xugong Qin<sup>2,\*†</sup>, Jun Jie Ou Yang<sup>5</sup>, Peng Zhang<sup>2,6,†</sup>, Gangyan Zeng<sup>2</sup>,  
Yubo Li<sup>1,3,4</sup>, Hailun Lin<sup>1,3</sup>

<sup>1</sup>Institute of Information Engineering, Chinese Academy of Sciences

<sup>2</sup>School of Cyber Science and Engineering, Nanjing University of Science and Technology

<sup>3</sup>State Key Laboratory of Cyberspace Security Defense

<sup>4</sup>School of Cyber Security, University of Chinese Academy of Sciences

<sup>5</sup>University of Southern California, <sup>6</sup>Laboratory for Advanced Computing and Intelligence Engineering

guohao2022@iie.ac.cn, qinxugong@njjust.edu.cn

## Abstract

Document image retrieval (DIR) aims to retrieve document images from a gallery according to a given query. Existing DIR methods are primarily based on image queries that retrieve documents within the same coarse semantic category, e.g., newspapers or receipts. However, these methods struggle to effectively retrieve document images in real-world scenarios where textual queries with fine-grained semantics are usually provided. To bridge this gap, we introduce a new Natural Language-based Document Image Retrieval (NL-DIR) benchmark with corresponding evaluation metrics. In this work, natural language descriptions serve as semantically rich queries for the DIR task. The NL-DIR dataset contains 41K authentic document images, each paired with five high-quality, fine-grained semantic queries generated and evaluated through large language models in conjunction with manual verification. We perform zero-shot and fine-tuning evaluations of existing mainstream contrastive vision-language models and OCR-free visual document understanding (VDU) models. A two-stage retrieval method is further investigated for performance improvement while achieving both time and space efficiency. We hope the proposed NL-DIR benchmark can bring new opportunities and facilitate research for the VDU community. Datasets and codes will be publicly available at [huggingface.co/datasets/nianbing/NL-DIR](https://huggingface.co/datasets/nianbing/NL-DIR).

## 1. Introduction

With the rapid development of mobile cameras and smartphones, document images become one of the most con-

\*Equal contribution. †Corresponding authors.

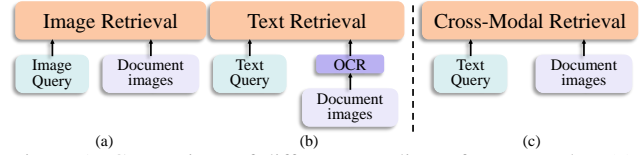


Figure 1. Comparison of different paradigms for DIR tasks. (a): Query-by-image. (b): Query-by-text. (c): Our approach directly retrieves document images using natural language queries.

venient ways to record and disseminate information. As an important part of information retrieval (IR), document image retrieval (DIR) aims to accurately and efficiently retrieve relevant document images from large repositories based on user queries.

As illustrated in Fig. 1, considering the type of queries, existing DIR methods can be categorized into two paradigms: query-by-image and query-by-text. Specifically, query-by-image methods [2, 3, 11, 16, 37, 38, 40] directly extract features from query and document images for matching. The extraction of image features primarily considers visual information, which limits DIR within the same coarse semantic class, e.g., newspaper or receipt. Comparatively, query-by-text [25, 63, 73] resorts to Optical Character Recognition (OCR) engines [48–51, 71] to extract words from document images. The retrieval models mainly focus on enhancing the textual representations of queries and documents, while commonly struggling to capture the extensive and comprehensive visual features presented in documents, such as visual elements, display styles, content layout, etc.

To summarize, the current retrieval methods are restricted to single-modality matching, which inevitably results in information loss and noise for the original text or image domain. Consequently, it is necessary to design a cross-modal retrieval model for DIR that can handle text queries and visual documents simultaneously (see Fig. 1

(c)). This new DIR task is non-trivial as it involves multiple research areas, including text understanding, document image understanding, and cross-modal learning, and is also a crucial component of various downstream tasks.

An intuitive solution is to directly apply existing cross-modal retrieval methods [8, 31, 33, 52, 68] on this task. However, most of these methods are dedicated to modeling the correspondence between textual descriptions and natural images, rather than document images. The lack of a dedicated, fine-grained DIR dataset prevents existing models from obtaining sufficient supervised signals, thereby limiting their performance on DIR tasks. It is worth noting that, concurrently with our work, recent studies have utilized web screenshots [42] or PDF images [18] to construct the training data. Unfortunately, these studies have not been adequately evaluated on relatively large-scale document images from real-world scenarios.

In this work, we propose the Natural Language-based DIR (NL-DIR) dataset to train and evaluate models' capabilities on cross-modal retrieval in the document domain. NL-DIR is composed of 41K document images with 205K queries, featuring a diverse collection of real-world document images from the Industry Documents Library<sup>1</sup>. 10% of data in NL-DIR is allocated for evaluation to construct the benchmark. We employ layout-aware methods [27, 60] and leverage large language model (LLM) to generate image-query pairs. After scoring with various models, manual verification is performed for filtering.

To evaluate the existing mainstream models, we propose a two-stage approach including a recall and a re-ranking stages. Specifically, in the recall stage, contrastive visual-language models or generative VDU models are employed for the retrieval of the top 100 results from a substantial corpus of documents. In the re-ranking stage, a cross-attention module is incorporated to reorder the top 100 results, thus yielding the final DIR results. The recall and mean reciprocal rank are taken as the main evaluation metrics. Finally, we compare the proposed NL-DIR model with the OCR-dependent text document retrieval models and existing large vision-language model (LVLM) based DIR methods considering both accuracy and efficiency.

The key insights from the study include:

- The selection of pre-training tasks and datasets significantly impacts the retrieval performance. Models pre-trained on image-text contrastive learning tasks demonstrate superior performance.
- Fine-grained interaction is quite an effective way to capture semantic information in document images.
- OCR-free models exhibit advantages when queries contain visual information of non-text elements, particularly in low-quality document images.

The contributions of this work can be summarized as follows: 1. Providing the first **benchmark** for fine-grained DIR in natural scenes by releasing a publicly available dataset consisting of 41K document images with 205K queries; 2. Conducting a comprehensive **analysis** on the performance of popular cross-modal retrieval and document understanding models; 3. Proposing a two-stage **method** for DIR in real-world scenarios that achieves strong retrieval performance while ensuring efficient use of time and space throughout the retrieval process.

## 2. Related Work

### 2.1. Document Image Retrieval

Traditional content-based DIR methods [2, 3, 11, 16, 37, 38, 40] achieve retrieval by extracting features and computing similarities between the query image and the document images. This matching process can be performed either at the global level or at the single-word level. Besides, common cross-modal retrieval methods [8, 13, 30, 31, 52, 68] perform retrieval in natural scenes through techniques like image-text matching. Motivated by this, Wang et al. [58] achieve accurate scene text retrieval through matching proposals and query words. However, the queries within these methods are represented for simple classes or single words with coarse semantics. DIR based on semantic-rich queries remains unexplored.

Among recent DIR methods, PHD [11] explores an image-to-image retrieval method for historical documents. TransferDoc [7] adopts document category retrieval on existing datasets with classification labels [20]. However, these methods do not effectively utilize the information from image and text modalities. VILE [70] generates web page images from existing retrieval datasets [14] and utilizes these images as auxiliary information for text retrieval. Concurrent studies [18, 42] employ document screenshots, such as those from PDFs or Wikipedia pages, and utilize large visual-language encoders for alignment modeling. Nevertheless, these approaches are difficult to generalize to DIR in large-scale real-world scenarios.

### 2.2. Visual Document Understanding

Robust representation of document images matters a lot for the DIR tasks. Recent research primarily focuses on two distinct approaches: OCR-dependent and OCR-free models. In OCR-dependent document understanding models [4, 5, 24, 34, 46, 55, 64, 65, 69], image, text, and layout information are integrated as inputs. By optimizing pre-training tasks and model structures, these models have achieved significant performance improvements in common downstream document understanding tasks. OCR-free models [10, 15, 26, 28, 32] directly model image pixels, thereby avoiding the accumulation of OCR errors and exhibiting greater robustness. Donut [26] designs the text reading task to output continuous text sequences.

<sup>1</sup><https://www.industrydocuments.ucsf.edu>

Pix2Struct [28] designs a screenshot parsing task to generate the HTML DOM tree for webpage screenshots. Nougat [10] is trained to parse the structured representation of academic documents directly from PDF images.

In parallel, existing vision-language models (VLMs) [19, 21, 22, 39, 41, 66, 67, 74] utilize datasets such as charts, tables, and documents to improve the abilities on document understanding with the improved document image reading designs. For instance, Vary [61] introduces an additional image encoder. UReader [67] employs a shape-adaptive cropping module to divide the original image into multiple sub-images. DocOwl1.5 [21] utilizes an H-Reducer, which convolves horizontally adjacent patches to effectively comprehend high-resolution images. TextMonkey [39] incorporates shifted window attention and employs a resampler to filter important tokens. Above models are capable of creating more comprehensive and accurate document representations and performing well in tasks such as information extraction, visual question answering, document classification, and layout analysis. Nevertheless, the efficacy of document understanding models in the foundational task of NL-DIR remains to be investigated.

### 2.3. Construction of Document Image Datasets

For construction of NL-DIR, we consider existing datasets on text document retrieval [14, 56] and document understanding [9, 20, 43, 47, 53, 57]. Between the categories, document image datasets cover a wide variety of image types (letters, forms, receipts, etc.) and tasks (document classification, key information extraction, question answering, and document layout analysis, etc.), which provide a solid foundation for VDU tasks. In recent years, researchers have proposed several innovative approaches to construct document image datasets. Pix2Struct [28] and VILE [70] utilize existing document datasets and web corpus to crawl and collect web page screenshots, while other work [11, 26] focuses on document rendering generation.

The success of large language models has also inspired recent research [12, 35, 36, 44, 60] exploring their use for data annotation. Typically, MMC [36] utilizes GPT-4 [1] to generate Q&A pairs associated with diagrams to build instruction data for a variety of diagram comprehension tasks. Monkey [35] uses ChatGPT [45] to generate detailed and rich image description data. Following the above methods, to construct the NL-DIR dataset, we resort to the use of LLM for efficient data generation and filtering.

## 3. NL-DIR: Natural Language-Based Document Image Retrieval

### 3.1. Dataset Overview

The NL-DIR aims to build a dataset of DIR with fine-grained semantic descriptions, which is constructed following two main stages: data collection and data annotation.

The introduced fine-grained description is a relative concept compared to coarse-grained semantics. Unlike traditional DIR methods that typically rely on categories of document images, NL-DIR retrieval documents are based on queries with more concrete descriptions through natural languages. These queries are constructed based on the document content and can include specific details in documents.

Overall, NL-DIR consists of 41,795 document images with a diverse range of document types, and each image corresponds to five high-quality fine-grained semantic queries. Following an 8:1:1 ratio partition, the dataset is divided into three sets: training, validation, and testing, with each set maintaining an identical distribution of document categories. The test set is employed to construct a benchmark to evaluate the cross-modal retrieval capabilities of various models on document images. Additionally, we will also release the multi-class labels and multi-page OCR results in NL-DIR to support document classification, multi-page retrieval, and other tasks.

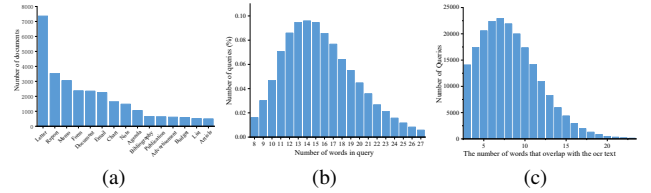


Figure 2. Statistics of NL-DIR. (a) Various types of documents. (b) Queries with a particular length. (c) Query and OCR text overlap situation. Best zoom to view.




Figure 3. Examples of various types of document images.

The NL-DIR dataset contains documents of 247 categories, and we perform statistical analysis on the top 15 document categories, with the results presented in Fig. 2a. We randomly select some document image examples from the top 15 categories and include them in Fig. 3. Fig. 2b illustrates that the distribution of query lengths is primarily concentrated between 10 and 20 words. The shortest query contains at least eight words, ensuring the quality of fine-grained semantic description. Fig. 2c shows the number

of overlapping words between the queries and the original OCR text. At least three or more words in the queries appear in the original OCR text, with the majority of queries containing approximately seven overlapping words. Although some of these overlapping words may be stop words, they still provide a degree of assurance regarding the validity of the generated queries.




Figure 4. Examples of queries associated with different types of document images. Best zoom to view.

To provide a direct illustration of the diversity in document image types and their corresponding queries, we present two types of common document images along with related example analyses. As shown in Fig. 4, the vocabulary associated with document images is highlighted in different colors in each query to emphasize the variety of generated queries. When the textual information is abundant and structured information is limited in Fig. 4(a), the five corresponding queries primarily focus on comprehending the overall content of the image. In Fig. 4(b), when the document image contains specific entries, the queries tend to be more granular, with distinct focal points for each entry.

### 3.2. Data Collection

To construct NL-DIR, we first collect document images from real-world scenarios that feature well-structured layouts and rich textual content, including letters, reports, forms, documents, etc. Specifically, we gather approximately 50k document images from OCR-IDL [9] and supplement them with document images from DocVQA [43]. After removing duplicates, we obtain a dataset comprising 60k initial documents.

These document images are sourced from the Industry Documents Library, a digital archive of files created by industries that affect public health, hosted by the University of California, San Francisco Library. The corresponding layout text information is extracted using Microsoft OCR for DocVQA and Amazon Textract for OCR-IDL. Compared to open-source OCR engines, these OCR annotations have better quality. The collected images and layout text information form the foundation for dataset construction.

### 3.3. Data Annotation

Given the real-world document images, the next step is to generate high-quality queries matching the documents. To achieve this, we propose a pipeline that involves the generation, filtering, and verification processes as shown in Fig. 5.

Due to the low efficiency and difficulty in ensuring the quality of manually constructed queries, and the limited

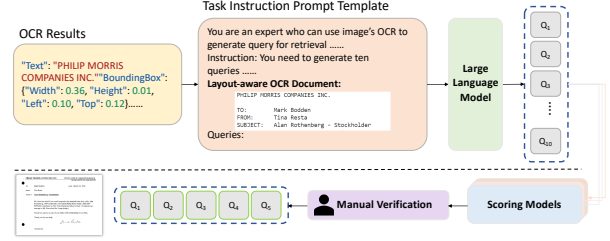


Figure 5. The pipeline for query generation and filtering.

VDU ability of existing LVLMS, we plan to leverage the powerful text understanding and generation capabilities of ChatGPT to achieve high-quality query generation. Specifically, the following two steps are taken:

1. To generate the layout-aware document, we utilize the OCR results of obtained document images, employing spaces and line breaks to simulate layout information<sup>2</sup>.
2. We leverage large language models to generate appropriate queries with the guidance of prompts and simulated layout information.

Although the design of prompt and layout-aware document text can promote the effectiveness of query generation, the generated content still suffers from hallucinations and meaningless results. Therefore, we utilize the following models for further filtering:

1. Using ChatGPT [45] and Qwen-VL-Plus [6] to score the generated queries. In particular, we also prompt these models to provide rationales for interpreting the score to prevent bias during scoring.
2. Generating approximate matching scores for each image-query pair using image-text alignment models, specifically, CLIP [52] and BLIP [31].
3. Leveraging the scores generated in the preceding steps, we weight each model’s score with 3:3:2:2, sort them in descending order, and visualize them for experienced researchers for manual verification. Additionally, we impose filtering rules including: removing low-quality images; and filtering out queries with low image relevance, strong layout dependence, and excessive generalization.

## 4. Methodology

### 4.1. Retrieval Baselines

Upon the constructed new NL-DIR dataset and task, we evaluate a wide range of baseline models in terms of retrieval performance and visual representation ability in the document domain. The utilized baseline models are summarized in Tab. 1, including existing mainstream contrastive VLMs and generative VDU models.

<sup>2</sup>Several related works [27, 60] have demonstrated that utilizing implicit layout information can help text-only models better understand documents. For this reason, in our work, we leverage layout text information to guide LLMs in generating higher-quality queries.



**Contrastive VLMs.** Contrastive VLMs are often equipped with a two-tower architecture that includes a visual encoder and a text encoder, employing contrastive loss to align the representations of textual content with their corresponding visual content representations, such as CLIP [52], BLIP [31], SigLIP [72], and InternVL-14B-224px [13]. These methods typically perform well in natural scenes but exhibit limited capabilities in the document domain as their visual components are generally not optimized for document scenarios.

**Generative VDU Models.** Current VDU models commonly use a generative framework that employs decoder-only textual architecture to encode multimodal inputs and generate text. To this end, we evaluate the effectiveness of several generative VDU models [10, 26, 28, 39, 59, 61, 66, 67] on NL-DIR, which have explicitly learned the OCR abilities and perform well on downstream VDU tasks. Concurrent works [18, 42] utilize LVLMs to optimize document image retrieval through contrastive learning on web or document datasets, achieving promising results.

Table 1. The statistics of the evaluated baseline models. “FT” denotes fine-tuning with task-specific data.

Model	Resolution	Explicit OCR Learning		Parameters	
		Data Type	Data Size	Visual	Textual
CLIP-base [52]	224×224	-	-	87M	63M
BLIP-base [31]	224×224	-	-	86M	137M
BLIP-large [31]	384×384	-	-	303M	142M
DFN [17]	378×378	-	-	633M	302M
SigLIP-So400m [72]	384×384	Web, OCR	29B	428M	449M
InternVL-14B-224px [13]	224×224	Doc, Chart, Natural	1.4M	5.9B	7.8B
Donut [26]	2560×1920	Synthetic, Doc	13M	74M	128M
Nougat [10]	896×672	Doc	8.2M	74M	275M
Pix2Struct [28]	2 <sup>19</sup> (shape-variable)	Web	80M	91M	190M
Vary [61]	1024×1024	Doc, Chart, Natural	8M	0.4B	7.7B
DocOwl1.5 [21]	448×448 (×9 crops)	Doc, Table, Chart, Web, Natural	4M	0.3B	7.7B
UReader [67]	224×224 (×20 crops)	Doc, Table, Chart, Web, Natural	0.1M	0.3B	6.7B
TextMonkey [39]	896×896	Doc, Table, Chart, Scene Text	2.5M	1.9B	7.7B
Qwen2-VL [59]	Dynamic	Doc, Table, Chart, Web, OCR	-	0.7B	7.6B
DSE [42]	1344×1344	Web	1.3M(FT)	0.4B	3.6B
ColPali [18]	448×448	Doc, Table, Chart, Web	12.7K(FT)	0.4B	2.5B

## 4.2. Evaluation Protocol

**Metrics.** We use  $\text{MRR}@k$  and  $\text{Recall}@k$  metrics to assess the retrieval performance on the NL-DIR benchmark, where  $k$  is set to 1 and 10 for evaluation.

- **MRR** stands for Mean Reciprocal Rank, which is calculated by the reciprocal of the golden label’s ranking in candidates.
- **Recall** assesses the accuracy of the retrieval system by checking whether the golden label is present within the Top- $k$  ranked results.

In this paper, following common retrieval paradigms, we adopt a two-stage approach: the recall stage is intended to achieve the rapid matching of large batches of document images; the re-ranking stage [29, 54] is designed for precise reordering of candidate images. As shown in Fig. 6, “CA” represents the cross attention module, while “Itm head” refers to a binary matching classification head.

**Recall stage.** In the recall stage, we conduct zero-shot and fine-tuning evaluations on the baseline models. The ranking score is calculated as the dot product between the visual and text representations.

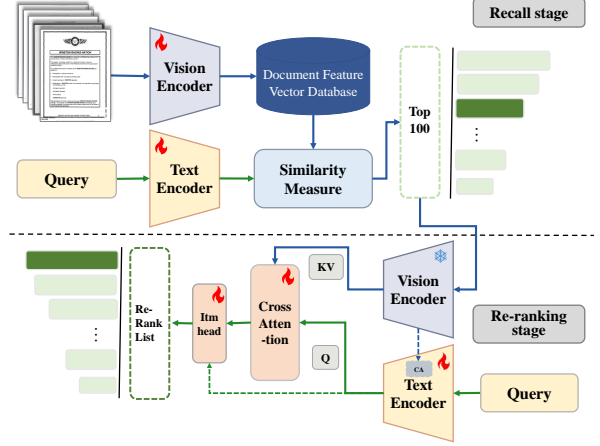


Figure 6. The proposed two-stage approach includes the recall stage and re-ranking stage. The dashed borders and arrows represent the structure and flow of different models in the experiment.

During zero-shot evaluation, for contrastive VLMs, we directly extract the representation with the textual and visual encoders. For generative VDU models, visual representation is obtained from the visual module, while text representations are derived from the last decoder layer. We further impose both mean pooling to get the final representations. Notably, following two concurrent works, we maintain their original settings by using the End-of-Sequence (EOS) token of the LVLMs or compressing the feature dimensions of the last layer to generate the visual and textual representations.

During fine-tuning evaluation, we use batched query-image pairs from the training set to align the text and visual encoders through contrastive learning. The primary objective is to evaluate the representation capacity of visual encoders in various generative VDU models. However, the original text encoders in these models often exhibit limitations in both efficiency and alignment capability. To address this, we apply LoRA [23] and an extra alignment layer to the CLIP and BLIP text encoders, adapting them to align with the frozen visual encoders of different VDU models. We employ mean pooling for visual representations, while text encoders retain their original single-vector representations. For CLIP and BLIP, we optimize using InfoNCE loss. For SigLIP, which demonstrates strong zero-shot performance, we fine-tune both its text and visual encoders using LoRA and Sigmoid loss.

**Re-ranking stage.** After the recall stage, we obtain the top 100 document images for each query as the initial ranking result, generated by SigLIP. In the re-ranking stage, we refine this ranking by re-ranking the top 100 retrieved results. A robust re-ranking model necessitates fine-grained interactions between image and text features. To achieve this, we fine-tune the cross-attention modules in models such as BLIP-ITM and Pix2Struct or incorporate additional cross-attention modules. To improve the learning process, we implement a hard negative mining strategy to identify

challenging negative document images corresponding to the queries from the recall stage. Ultimately, we discover that incorporating additional cross-attention modules after the encoders, along with a combination of pointwise and pairwise loss, specifically targeting the top 10 hard negatives obtained during the recall stage for training, can significantly enhance performance during the re-ranking stage.

## 5. Result Analysis

Following the above settings and evaluation protocol, we perform the two-stage approach on the test set of NL-DIR. The performance of different models is discussed here.

### 5.1. Analysis on Recall Stage

We provide a detailed analysis of the baseline models’ recall performance under the zero-shot and fine-tuning settings.

**Zero-shot Setting.** In Tab. 2, we evaluate the zero-shot performance of current contrastive VLMs and generative VDU models. As contrastive VLMs focus on the image-text matching task during pre-training, they have the potential to be competent for the real-world DIR task. Notably, SigLIP-So400m achieves the best zero-shot performance, with a recall@10 score of 61.18, significantly surpassing other models, attributed to its pre-train of a vast corpus of image-OCR pairs. Comparing all models in Tab. 2, it is evident that as the visual encoder expands, image input resolution increases, and additional training on image-text retrieval datasets occurs, the zero-shot retrieval performance of contrastive VLMs gradually improves.

In contrast, the VDU models demonstrate inferior zero-shot retrieval performance. This is because the aforementioned VDU models are primarily designed for generative tasks (e.g., key information extraction and visual question answering) without specifically aligning representations. Nevertheless, generative models such as InternVL-14B-224px, after aligning the visual and text representations during pre-training, attain a noteworthy recall@10 score of 43.45. This score is considerably superior to the strongest generative VDU model, Qwen2-VL.

**Fine-tuning Setting.** Tab. 3 presents the results of aligning CLIP and BLIP with VDU models. The results indicate that models’ performance is often positively correlated with the size of the visual encoder and pre-trained data. Notably, despite the limitations in the capacities of visual and text encoders, Pix2Struct has pre-trained on the largest dataset and has variable resolution document image input, so it still demonstrates satisfactory retrieval performance. Furthermore, we observe that BLIP’s text representation is more suitable for the DIR task compared to CLIP, which reveals that the retrieval ability learned on natural image-text datasets can also be transferred to the document domain.

Because of SigLIP’s outstanding performance in the zero-shot setting, we perform an independent evaluation of

Table 2. The zero-shot results of contrastive VLMs and generative VDU models on the NL-DIR benchmark.

	Models	Recall@1	Recall@10	MRR@10
Contrastive VLMs	CLIP-base	1.44	3.99	2.11
	BLIP-base	2.54	6.02	3.48
	BLIP-large-384	3.84	10.68	5.66
	BLIP-large-COCO	5.95	13.80	8.14
	InternVL-14B-224px	24.25	43.45	29.92
	DFN	28.48	51.24	35.36
Generative VDU	SigLIP-So400m	<b>36.17</b>	<b>61.18</b>	<b>43.78</b>
	Donut	0.02	0.21	0.07
	Nougat	0.01	0.23	0.07
	Pix2Struct	0.02	0.21	0.07
	Vary	0.01	0.27	0.06
	TextMonkey	0.02	0.22	0.07
	DocOwl1.5	0.10	0.94	0.29
	UReader	0.18	1.19	0.41
	Qwen2-VL	<b>0.29</b>	<b>1.66</b>	<b>0.59</b>

Table 3. The retrieval results after aligning the visual encoders of the VDU models with the text encoders of CLIP and BLIP.

Text	Visual	Recall@1	Recall@10	MRR@10
CLIP	Donut	1.46	9.83	3.42
	Nougat	1.65	9.50	3.48
	Pix2Struct	4.15	20.01	8.18
	Vary	2.11	13.23	4.76
	DocOwl1.5	4.19	20.18	8.22
	UReader	4.40	21.09	8.62
	TextMonkey	<b>4.46</b>	<b>21.99</b>	<b>8.92</b>
	Donut	1.65	10.30	3.68
	Nougat	1.57	10.22	3.60
BLIP	Pix2Struct	<b>5.07</b>	21.85	9.34
	Vary	2.49	14.03	5.23
	DocOwl1.5	4.15	20.13	8.18
	UReader	4.54	22.21	9.00
	TextMonkey	5.03	<b>23.33</b>	<b>9.60</b>

its capabilities. As shown in Tab. 4, we attempt to fine-tune its text module and observe an increase in recall@10 from 61.18 to 79.40, demonstrating strong transferable performance on NL-DIR. Additionally, aligning the textual encoder with the powerful visual encoder of Pix2Struct gives results that exceed results in Tab. 3, but is inferior to the original SigLIP model. This highlights the importance of aligning visual and text representations in the common semantic space. Finally, we fine-tune its visual module (i.e., SigLIP-Image-LoRA), resulting in the best performance during the recall stage. It’s worth noting that we also test the best model’s recall@100 score, which reaches 97.52, indicating a strong ability to recall document images. This will facilitate the subsequent re-ranking stage.

Table 4. The retrieval results of SigLIP after fine-tuning.

Text	Visual	Recall@1	Recall@10	MRR@10
SigLIP-Text-LoRA	SigLIP	54.32	79.40	62.39
	Pix2Struct	13.14	41.57	20.98
	SigLIP-Image-LoRA	<b>69.33</b>	<b>89.72</b>	<b>76.29</b>

### 5.2. Analysis on Re-Ranking Stage

We utilize the cross attention for fine-grained interaction between images and text, allowing us to re-rank the top

100 results during the recall stage. In Tab. 5, we explore the combination of various visual and text encoders, as well as different interaction methods, and compare our approach with existing works based on text retrieval and LVLMS. Due to the image-text matching (ITM) pre-training tasks, BLIP-ITM demonstrates better performance in the re-ranking stage compared to SigLIP. However, because of the limitations of the visual encoder’s representational capacity and the gap between the training data and pre-training data, the re-ranking process results in even negative optimization compared to the original recall results. To address this, we leverage Pix2Struct to obtain the fine-grained representation of images. Regardless of whether we add extra cross-attention or utilize the original cross-attention of Pix2Struct for the ITM task, all approaches yield significant improvements in re-ranking results.

Table 5. The performance of settings with different visual encoders, text encoders, and cross-attention during the re-ranking stage, as well as the experimental results of existing text-based and LVLMS retrieval methods. “ZS” and “FT” are short for zero-shot and fine-tuning respectively.

	Text	Visual	Cross attention	Recall@1	Recall@10	MRR@10
ZS	OCR-IR	-	-	52.83	71.63	58.85
	DSE	DSE	-	69.43	87.57	75.61
	ColPali	ColPali	-	<u>79.65</u>	<u>91.64</u>	<u>83.79</u>
FT	SigLIP	SigLIP	Extra	1.20	12.98	3.73
	BLIP-ITM	BLIP-ITM	Original	13.85	27.24	17.15
	SigLIP	Pix2Struct	Extra	25.99	79.40	42.35
	Pix2Struct	Pix2Struct	Original	72.68	84.63	76.68
	BLIP-ITM	Pix2Struct	Extra	<b>81.03</b>	<b>94.17</b>	<b>85.68</b>

For the two concurrent works, since they are already fine-tuned on their respective document retrieval datasets, we employ zero-shot evaluation for comparison. Compared to DSE [42], although ColPali [18] has less training data, it achieves impressive results on retrieval tasks through fine-grained interactions within the same representation space. After achieving fine-grained alignment using the smaller BLIP text representation alongside the Pix2Struct visual representation, we attain a recall@1 of 81.03, producing results comparable to those of the LVLMS-based method. While existing re-ranking and LVLMS-based methods perform well on this dataset, the proposed dataset remains valuable for zero-shot evaluation of foundation models and benchmarking other tasks after training.

We also report the results of the OCR-IR pipeline here for reference. In detail, this pipeline uses the commonly used Tesseract OCR<sup>3</sup> to extract text from document images, concatenates text content with spaces, and adopts the currently competitive text retrieval model BGE [62] for text document retrieval. Based on Pixel2Struct, the enhanced version outperforms OCR-IR, showing the potential of developing OCR-free models to address this task.

**Bad cases.** We attempt to fine-tune DSE on the training dataset. However, the transfer results are not satisfac-

tory, probably due to the size and diversity of the fine-tuning data and the limitation of batch size. Additionally, regarding the visual encoder, we explore using more comprehensive visual information for fine-grained re-ranking, such as TextMonkey and Pix2Struct-Large, but do not achieve better results, while the encoding time is significantly increased. We have also tried to use LoRA to fine-tune the text encoder during the re-ranking stage alongside cross-attention, while the results were not promising. For the additional layers of cross-attention, our optimal configuration is one layer, as increasing the number of layers makes model convergence more challenging. In terms of model loss, removing the pairwise loss leads to a slight decrease in performance, while eliminating the pointwise loss results in much slower convergence and a more pronounced drop in performance.

### 5.3. Evaluating Different Query and Image Subsets

**Query Type Subsets.** To demonstrate the impact of different types of queries, we sample from the test set based on the length of queries and the number of overlapping words with the original OCR annotations from the source data. As a result, queries with a length greater than 18 and more than 10 overlapping words with the original OCR are categorized as a concrete set, which contains 3100 distinct queries. These queries typically carry more precise semantic information about the document. Queries with a length shorter than 14 and fewer than 6 overlapping words with the original OCR were categorized as an abstract set, also containing 3,100 queries. The queries in the subset are generally more brief and abstract. The performance of the two different query types on the test set is shown in Tab. 6.

Table 6. Retrieval results of different query categories on the NL-DIR benchmark.

Query Type	Stage	Recall@1	Recall@10	MRR@10
Abstract	Recall	65.37	87.76	72.99
	Re-ranking	68.18	90.56	75.73
Concrete	Recall	86.23	97.22	90.12
	Re-ranking	<b>95.10</b>	<b>99.35</b>	<b>96.66</b>
Org test	Recall	69.33	89.72	76.29
	Re-ranking	81.03	94.17	85.68

In terms of retrieval performance across both two stages, the concrete set outperforms the original test set, which in turn outperforms the abstract set. For example, in the MRR@10 metric, the concrete set achieves a score of 96.66, which is higher than the original test set at a score of 85.68, and the abstract set at a score of 75.73. Fine-grained re-ranking improves performance for all queries, with the most significant enhancements observed for query sets with more detailed intents.

**Visually Rich Document Subsets.** Based on the original document labels from the Industry Documents Library website, we attempt to extract two subsets of visually rich doc-

<sup>3</sup><https://github.com/tesseract-ocr/tesseract>

ument images from the test set: advertisement and chart. These subsets contain 61 and 163 images, respectively, along with 305 and 815 queries. We conduct experiments on these two subsets, with the results shown in Tab. 7.

Table 7. Retrieval performance of the model on two visually rich document evaluation subsets.

Category	Method	Recall@1	Recall@10	MRR@10
Chart	Recall	89.20	99.02	93.13
	Re-ranking	89.70	98.65	92.91
	OCR-IR	74.96	92.39	80.57
Advertisement	Recall	87.64	99.01	92.17
	Re-ranking	80.66	97.05	85.55
	OCR-IR	66.88	85.90	72.40

From the results, the Recall@10 performance of the chart subset and the advertisement subset can achieve about 99 at the recall stage, suggesting that the model has a basic retrieval capability for visually rich document images after image-text contrast fine-tuning. During the re-ranking stage, we conduct an in-depth interaction with fine-grained text information and document images. While this approach somewhat weakens the understanding and matching capabilities for certain types of document images, such as those resembling advertisements. Nevertheless, it still outperforms the OCR-IR pipeline overall on these two subsets.

## 5.4. Time and Storage Analysis

In contrast to the text-based or LVLM-based method, the two-stage retrieval approach proposed in this paper often demonstrates superior performance in terms of offline encoding, storage capacity, and online query performance, while also presenting more space for optimization.

**Offline Encoding.** For the evaluation of offline encoding speed, we utilize 100 sampled images for offline feature extraction, employing a 4090 GPU with a batch size of 4. The average encoding time per image for SigLIP is 0.07 seconds. For text-based methods, the OCR module typically contributes significantly to the overall time consumption, leading to an average encoding time of 2.56 seconds. For LVLM-based methods, the encoding times for DSE and ColPali are 0.62 seconds and 0.65 seconds, respectively. Due to the constraints imposed by model size, their offline encoding times are relatively long. Therefore, a well-performing contrastive VLM in the recall stage can effectively reduce encoding time.

**Storage Capacity.** In practical scenarios, the storage space required for retrieved documents is a significant consideration. The embedding size for SigLIP is 4KB, which is comparable to the storage requirements of BGE at 3KB and DSE at 6KB. In contrast, ColPali requires more storage space at 256KB due to its use of multi-vector embeddings. In the recall stage, using single-vector dense representations can save a significant amount of storage space.

**Online Query Performance.** In the course of our exper-

iments, we observe that the online encoding time for queries using LVLM is relatively prolonged. The online retrieval efficiency is similar across different models. During the re-ranking stage following recall in our model, the time to generate visual embeddings is 0.2 seconds per image. However, we can optimize the processing of the top 100 results by utilizing parallel visual encoding, which will help reduce the overall time consumption.

## 5.5. Qualitative Analysis

As shown in Fig. 7, compared to the OCR-dependent method, the OCR-free NL-DIR model exhibits superior performance in scenarios characterized by poor image quality (e.g., handwritten text), out-of-vocabulary problems (e.g., the query content is “Whitalter” but the OCR result is “Whéaaker”), and visual information from non-text elements (e.g., the query mentions “particularly its humorous cartoon-strip ads”). The model demonstrates the robust ability to understand visual information within documents, eliminating the negative impact of OCR errors.




Figure 7. OCR-free models perform exceptionally well in retrieving the following types of images: (a) Handwritten text. (b) Out-of-vocabulary. (c) Cartoon characters.

## 6. Conclusion

In this paper, we introduce the NL-DIR task and present a corresponding dataset derived from real document scenarios. We employ a two-stage approach to build a new benchmark by evaluating the performance of existing contrastive VLMs and generative VDU models. The experiments are performed under both the zero-shot and fine-tuning settings, demonstrating the strengths and weaknesses of existing methods on NL-DIR. Substantial analysis and insights are provided to show the value of the proposed benchmark. We hope this work could facilitate the development of future research in the VDU area.

## Acknowledgement

This work is supported in part by National Key R&D Program of China (No.2022YFB3103800) and National Natural Science Foundation of China (No.U2336205). Also supported by the fund of the Laboratory for Advanced Computing and Intelligence Engineering and the Collaborative Education Project of the Ministry of Education: Construction of Cyberspace Security Experimental Teaching and Training Platform (2408131129).



## References

- [1] Josh Achiam, Steven Adler, Sandhini Agarwal, Lama Ahmad, Ilge Akkaya, Florencia Leoni Aleman, Diogo Almeida, Janko Altenschmidt, Sam Altman, Shyamal Anadkat, et al. Gpt-4 technical report. *arXiv preprint arXiv:2303.08774*, 2023. 3
- [2] Fahimeh Alaei, Alireza Alaei, Michael Blumenstein, and Umapada Pal. A brief review of document image retrieval methods: recent advances. In *2016 International Joint Conference on Neural Networks (IJCNN)*, pages 3500–3507. IEEE, 2016. 1, 2
- [3] Fahimeh Alaei, Alireza Alaei, Umapada Pal, and Michael Blumenstein. A comparative study of different texture features for document image retrieval. *Expert Systems with Applications*, 121:97–114, 2019. 1, 2
- [4] Srikar Appalaraju, Bhavan Jasani, Bhargava Urala Kota, Yusheng Xie, and R Manmatha. Docformer: End-to-end transformer for document understanding. In *Proceedings of the IEEE/CVF international conference on computer vision*, pages 993–1003, 2021. 2
- [5] Srikar Appalaraju, Peng Tang, Qi Dong, Nishant Sankaran, Yichu Zhou, and R Manmatha. Docformerv2: Local features for document understanding. In *Proceedings of the AAAI Conference on Artificial Intelligence*, pages 709–718, 2024. 2
- [6] Jinze Bai, Shuai Bai, Shusheng Yang, Shijie Wang, Sinan Tan, Peng Wang, Junyang Lin, Chang Zhou, and Jingren Zhou. Qwen-vl: A frontier large vision-language model with versatile abilities. *arXiv preprint arXiv:2308.12966*, 2023. 4, 13, 19
- [7] Souhail Bakkali, Sanket Biswas, Zuheng Ming, Mickael Coustaty, Marçal Rusiñol, Oriol Ramos Terrades, and Josep Lladós. Transferdoc: A self-supervised transferable document representation learning model unifying vision and language. *arXiv preprint arXiv:2309.05756*, 2023. 2
- [8] Hangbo Bao, Wenhui Wang, Li Dong, Qiang Liu, Owais Khan Mohammed, Kriti Aggarwal, Subhojit Som, Songhao Piao, and Furu Wei. Vlmo: Unified vision-language pre-training with mixture-of-modality-experts. *Advances in Neural Information Processing Systems*, 35:32897–32912, 2022. 2
- [9] Ali Furkan Biten, Rubèn Tito, Lluís Gomez, Ernest Valveny, and Dimosthenis Karatzas. Ocr-idl: Ocr annotations for industry document library dataset. In *European Conference on Computer Vision*, pages 241–252. Springer, 2022. 3, 4, 13, 17
- [10] Lukas Blecher, Guillem Cucurull, Thomas Scialom, and Robert Stojnic. Nougat: Neural optical understanding for academic documents. *arXiv preprint arXiv:2308.13418*, 2023. 2, 3, 5
- [11] Nadav Borenstein, Phillip Rust, Desmond Elliott, and Isabelle Augenstein. Phd: Pixel-based language modeling of historical documents. *arXiv preprint arXiv:2310.18343*, 2023. 1, 2, 3
- [12] Guiming Hardy Chen, Shunian Chen, Ruifei Zhang, Junying Chen, Xiangbo Wu, Zhiyi Zhang, Zhihong Chen, Jianquan Li, Xiang Wan, and Benyou Wang. Allava: Harnessing gpt4v-synthesized data for a lite vision-language model. *arXiv preprint arXiv:2402.11684*, 2024. 3
- [13] Zhe Chen, Jiannan Wu, Wenhai Wang, Weijie Su, Guo Chen, Sen Xing, Muyan Zhong, Qinglong Zhang, Xizhou Zhu, Lewei Lu, et al. Internvl: Scaling up vision foundation models and aligning for generic visual-linguistic tasks. In *Proceedings of the IEEE/CVF Conference on Computer Vision and Pattern Recognition*, pages 24185–24198, 2024. 2, 5
- [14] Nick Craswell, Bhaskar Mitra, Emine Yilmaz, Daniel Campos, Ellen M Voorhees, and Ian Soboroff. Trec deep learning track: Reusable test collections in the large data regime. In *Proceedings of the 44th international ACM SIGIR conference on research and development in information retrieval*, pages 2369–2375, 2021. 2, 3
- [15] Brian Davis, Bryan Morse, Brian Price, Chris Tensmeyer, Curtis Wigington, and Vlad Morariu. End-to-end document recognition and understanding with dessurt. In *European Conference on Computer Vision*, pages 280–296. Springer, 2022. 2
- [16] Umesh D Dixit and MS Shirdhonkar. Document image retrieval: Issues and future directions. In *2021 International Conference on Computational Intelligence and Computing Applications (ICCICA)*, pages 1–4. IEEE, 2021. 1, 2
- [17] Alex Fang, Albin Madappally Jose, Amit Jain, Ludwig Schmidt, Alexander Toshev, and Vaishaal Shankar. Data filtering networks. *arXiv preprint arXiv:2309.17425*, 2023. 5
- [18] Manuel Faysse, Hugues Sibille, Tony Wu, Gautier Viaud, Céline Hudelot, and Pierre Colombo. Colpali: Efficient document retrieval with vision language models. *arXiv preprint arXiv:2407.01449*, 2024. 2, 5, 7, 15
- [19] Hao Feng, Qi Liu, Hao Liu, Wengang Zhou, Houqiang Li, and Can Huang. Docpedia: Unleashing the power of large multimodal model in the frequency domain for versatile document understanding. *arXiv preprint arXiv:2311.11810*, 2023. 3
- [20] Adam W Harley, Alex Ufkes, and Konstantinos G Derpanis. Evaluation of deep convolutional nets for document image classification and retrieval. In *2015 13th International Conference on Document Analysis and Recognition (ICDAR)*, pages 991–995. IEEE, 2015. 2, 3, 16
- [21] Anwen Hu, Haiyang Xu, Jiabo Ye, Ming Yan, Liang Zhang, Bo Zhang, Chen Li, Ji Zhang, Qin Jin, Fei Huang, et al. mplug-docowl 1.5: Unified structure learning for ocr-free document understanding. *arXiv preprint arXiv:2403.12895*, 2024. 3, 5
- [22] Anwen Hu, Haiyang Xu, Liang Zhang, Jiabo Ye, Ming Yan, Ji Zhang, Qin Jin, Fei Huang, and Jingren Zhou. mplug-docowl2: High-resolution compressing for ocr-free multi-page document understanding. *arXiv preprint arXiv:2409.03420*, 2024. 3
- [23] Edward J Hu, Yelong Shen, Phillip Wallis, Zeyuan Allen-Zhu, Yuanzhi Li, Shean Wang, Lu Wang, and Weizhu Chen. Lora: Low-rank adaptation of large language models. *arXiv preprint arXiv:2106.09685*, 2021. 5, 15
- [24] Yupan Huang, Tengchao Lv, Lei Cui, Yutong Lu, and Furu Wei. Layoutlmv3: Pre-training for document ai with unified text and image masking. In *Proceedings of the 30th ACM*

- International Conference on Multimedia*, pages 4083–4091, 2022. 2
- [25] Vladimir Karpukhin, Barlas Oguz, Sewon Min, Patrick SH Lewis, Ledell Wu, Sergey Edunov, Danqi Chen, and Wentaoh Yih. Dense passage retrieval for open-domain question answering. In *EMNLP (1)*, pages 6769–6781, 2020. 1
- [26] Geewook Kim, Teakgyu Hong, Moonbin Yim, JeongYeon Nam, Jinyoung Park, Jinyeong Yim, Wonseok Hwang, Sangdoo Yun, Dongyoon Han, and Seunghyun Park. Ocr-free document understanding transformer. In *European Conference on Computer Vision*, pages 498–517. Springer, 2022. 2, 3, 5
- [27] Marcel Lamott, Yves-Noel Weweler, Adrian Ulges, Faisal Shafait, Dirk Krechel, and Darko Obradovic. Lapdoc: Layout-aware prompting for documents. In *International Conference on Document Analysis and Recognition*, pages 142–159. Springer, 2024. 2, 4
- [28] Kenton Lee, Mandar Joshi, Iulia Raluca Turc, Hexiang Hu, Fangyu Liu, Julian Martin Eisenschlos, Urvashi Khandelwal, Peter Shaw, Ming-Wei Chang, and Kristina Toutanova. Pix2struct: Screenshot parsing as pretraining for visual language understanding. In *International Conference on Machine Learning*, pages 18893–18912. PMLR, 2023. 2, 3, 5, 15
- [29] Seongwon Lee, Hongje Seong, Suhyeon Lee, and Euntai Kim. Correlation verification for image retrieval. In *Proceedings of the IEEE/CVF conference on computer vision and pattern recognition*, pages 5374–5384, 2022. 5
- [30] Junnan Li, Ramprasaath Selvaraju, Akhilesh Gotmare, Shafiq Joty, Caiming Xiong, and Steven Chu Hong Hoi. Align before fuse: Vision and language representation learning with momentum distillation. *Advances in neural information processing systems*, 34:9694–9705, 2021. 2
- [31] Junnan Li, Dongxu Li, Caiming Xiong, and Steven Hoi. Blip: Bootstrapping language-image pre-training for unified vision-language understanding and generation. In *International conference on machine learning*, pages 12888–12900. PMLR, 2022. 2, 4, 5, 13, 15
- [32] Junlong Li, Yiheng Xu, Tengchao Lv, Lei Cui, Cha Zhang, and Furu Wei. Dit: Self-supervised pre-training for document image transformer. In *Proceedings of the 30th ACM International Conference on Multimedia*, pages 3530–3539, 2022. 2
- [33] Junnan Li, Dongxu Li, Silvio Savarese, and Steven Hoi. Blip-2: Bootstrapping language-image pre-training with frozen image encoders and large language models. In *International conference on machine learning*, pages 19730–19742. PMLR, 2023. 2
- [34] Peizhao Li, Jiuxiang Gu, Jason Kuen, Vlad I Morariu, Handong Zhao, Rajiv Jain, Varun Manjunatha, and Hongfu Liu. Selfdoc: Self-supervised document representation learning. In *Proceedings of the IEEE/CVF Conference on Computer Vision and Pattern Recognition*, pages 5652–5660, 2021. 2
- [35] Zhang Li, Biao Yang, Qiang Liu, Zhiyin Ma, Shuo Zhang, Jingxu Yang, Yabo Sun, Yuliang Liu, and Xiang Bai. Monkey: Image resolution and text label are important things for large multi-modal models. In *Proceedings of the IEEE/CVF Conference on Computer Vision and Pattern Recognition*, pages 26763–26773, 2024. 3
- [36] Fuxiao Liu, Xiaoyang Wang, Wenlin Yao, Jianshu Chen, Kaiqiang Song, Sangwoo Cho, Yaser Yacoob, and Dong Yu. Mmc: Advancing multimodal chart understanding with large-scale instruction tuning. *arXiv preprint arXiv:2311.10774*, 2023. 3
- [37] Li Liu, Yue Lu, and Ching Y Suen. End-to-end learning of representations for instance-level document image retrieval. *Applied Soft Computing*, 136:110136, 2023. 1, 2
- [38] Xu Liu and David Doermann. Mobile retriever: access to digital documents from their physical source. *International Journal of Document Analysis and Recognition (IJ DAR)*, 11: 19–27, 2008. 1, 2
- [39] Yuliang Liu, Biao Yang, Qiang Liu, Zhang Li, Zhiyin Ma, Shuo Zhang, and Xiang Bai. Textmonkey: An ocr-free large multimodal model for understanding document. *arXiv preprint arXiv:2403.04473*, 2024. 3, 5
- [40] Yje Lu and Chew Lim Tan. Information retrieval in document image databases. *IEEE transactions on knowledge and data engineering*, 16(11):1398–1410, 2004. 1, 2
- [41] Tengchao Lv, Yupan Huang, Jingye Chen, Lei Cui, Shuming Ma, Yaoyao Chang, Shaohan Huang, Wenhui Wang, Li Dong, Wei Yao Luo, et al. Kosmos-2.5: A multimodal literate model. *arXiv preprint arXiv:2309.11419*, 2023. 3
- [42] Xueguang Ma, Sheng-Chieh Lin, Minghan Li, Wenhui Chen, and Jimmy Lin. Unifying multimodal retrieval via document screenshot embedding. *arXiv preprint arXiv:2406.11251*, 2024. 2, 5, 7, 15
- [43] Minesh Mathew, Dimosthenis Karatzas, and CV Jawahar. Docvqa: A dataset for vqa on document images. In *Proceedings of the IEEE/CVF winter conference on applications of computer vision*, pages 2200–2209, 2021. 3, 4, 13, 17
- [44] Nihal V Nayak, Yiyang Nan, Avi Trost, and Stephen H Bach. Learning to generate instruction tuning datasets for zero-shot task adaptation. *arXiv preprint arXiv:2402.18334*, 2024. 3
- [45] OpenAI. Chatgpt. <https://chat.openai.com/>, 2022. 3, 4, 13, 19
- [46] Qiming Peng, Yinxu Pan, Wenjin Wang, Bin Luo, Zhenyu Zhang, Zhengjie Huang, Teng Hu, Weichong Yin, Yongfeng Chen, Yin Zhang, et al. Ernie-layout: Layout knowledge enhanced pre-training for visually-rich document understanding. *arXiv preprint arXiv:2210.06155*, 2022. 2
- [47] Birgit Pfitzmann, Christoph Auer, Michele Dolfi, Ahmed S Nassar, and Peter Staar. Doclaynet: a large human-annotated dataset for document-layout segmentation. In *Proceedings of the 28th ACM SIGKDD Conference on Knowledge Discovery and Data Mining*, pages 3743–3751, 2022. 3
- [48] Zhi Qiao, Yu Zhou, Dongbao Yang, Yucan Zhou, and Weiping Wang. Seed: Semantics enhanced encoder-decoder framework for scene text recognition. In *Proceedings of the IEEE/CVF conference on computer vision and pattern recognition*, pages 13528–13537, 2020. 1
- [49] Zhi Qiao, Yu Zhou, Jin Wei, Wei Wang, Yuan Zhang, Ning Jiang, Hongbin Wang, and Weiping Wang. Pimnet: a parallel, iterative and mimicking network for scene text recognition. In *Proceedings of the 29th ACM international conference on multimedia*, pages 2046–2055, 2021.

- [50] Xugong Qin, Yu Zhou, Youhui Guo, Dayan Wu, Zhihong Tian, Ning Jiang, Hongbin Wang, and Weiping Wang. Mask is all you need: Rethinking mask r-cnn for dense and arbitrary-shaped scene text detection. In *Proceedings of the 29th ACM International Conference on Multimedia*, pages 414–423, 2021.
- [51] Xugong Qin, Pengyuan Lyu, Chengquan Zhang, Yu Zhou, Kun Yao, Peng Zhang, Hailun Lin, and Weiping Wang. Towards robust real-time scene text detection: From semantic to instance representation learning. In *Proceedings of the 31st ACM International Conference on Multimedia*, pages 2025–2034, 2023. 1
- [52] Alec Radford, Jong Wook Kim, Chris Hallacy, Aditya Ramesh, Gabriel Goh, Sandhini Agarwal, Girish Sastry, Amanda Askell, Pamela Mishkin, Jack Clark, et al. Learning transferable visual models from natural language supervision. In *International conference on machine learning*, pages 8748–8763. PMLR, 2021. 2, 4, 5, 13, 15
- [53] S Svetlichnaya. Deepform: Understand structured documents at scale, 2020. 3
- [54] Fuwen Tan, Jiangbo Yuan, and Vicente Ordonez. Instance-level image retrieval using reranking transformers. In *proceedings of the IEEE/CVF international conference on computer vision*, pages 12105–12115, 2021. 5
- [55] Zineng Tang, Ziyi Yang, Guoxin Wang, Yuwei Fang, Yang Liu, Chenguang Zhu, Michael Zeng, Cha Zhang, and Mohit Bansal. Unifying vision, text, and layout for universal document processing. In *Proceedings of the IEEE/CVF Conference on Computer Vision and Pattern Recognition*, pages 19254–19264, 2023. 2
- [56] Nandan Thakur, Nils Reimers, Andreas Rücklé, Abhishek Srivastava, and Iryna Gurevych. Beir: A heterogenous benchmark for zero-shot evaluation of information retrieval models. *arXiv preprint arXiv:2104.08663*, 2021. 3
- [57] Jordy Van Landeghem, Rubèn Tito, Łukasz Borchmann, Michał Pietruszka, Paweł Joziak, Rafał Powalski, Dawid Jurkiewicz, Mickaël Coustaty, Bertrand Anckaert, Ernest Valveny, et al. Document understanding dataset and evaluation (dude). In *Proceedings of the IEEE/CVF International Conference on Computer Vision*, pages 19528–19540, 2023. 3
- [58] Hao Wang, Xiang Bai, Mingkun Yang, Shenggao Zhu, Jing Wang, and Wenyu Liu. Scene text retrieval via joint text detection and similarity learning. In *Proceedings of the IEEE/CVF Conference on Computer Vision and Pattern Recognition*, pages 4558–4567, 2021. 2
- [59] Peng Wang, Shuai Bai, Sinan Tan, Shijie Wang, Zhihao Fan, Jinze Bai, Keqin Chen, Xuejing Liu, Jialin Wang, Wenbin Ge, et al. Qwen2-vl: Enhancing vision-language model’s perception of the world at any resolution. *arXiv preprint arXiv:2409.12191*, 2024. 5
- [60] Wenjin Wang, Yunhao Li, Yixin Ou, and Yin Zhang. Layout and task aware instruction prompt for zero-shot document image question answering. *arXiv preprint arXiv:2306.00526*, 2023. 2, 3, 4
- [61] Haoran Wei, Lingyu Kong, Jinyue Chen, Liang Zhao, Zheng Ge, Jinrong Yang, Jianjian Sun, Chunrui Han, and Xiangyu Zhang. Vary: Scaling up the vision vocabulary for large vision-language model. In *European Conference on Computer Vision*, pages 408–424. Springer, 2025. 3, 5
- [62] Shitao Xiao, Zheng Liu, Peitian Zhang, and Niklas Muenighof. C-pack: Packaged resources to advance general chinese embedding. *arXiv preprint arXiv:2309.07597*, 2023. 7
- [63] Lee Xiong, Chenyan Xiong, Ye Li, Kwok-Fung Tang, Jialin Liu, Paul Bennett, Junaid Ahmed, and Arnold Overwijk. Approximate nearest neighbor negative contrastive learning for dense text retrieval. *arXiv preprint arXiv:2007.00808*, 2020. 1
- [64] Yiheng Xu, Minghao Li, Lei Cui, Shaohan Huang, Furu Wei, and Ming Zhou. Layoutlm: Pre-training of text and layout for document image understanding. In *Proceedings of the 26th ACM SIGKDD international conference on knowledge discovery & data mining*, pages 1192–1200, 2020. 2
- [65] Yang Xu, Yiheng Xu, Tengchao Lv, Lei Cui, Furu Wei, Guoxin Wang, Yijuan Lu, Dinei Florencio, Cha Zhang, Wanxiang Che, et al. Layoutlmv2: Multi-modal pre-training for visually-rich document understanding. *arXiv preprint arXiv:2012.14740*, 2020. 2
- [66] Jiabo Ye, Anwen Hu, Haiyang Xu, Qinghao Ye, Ming Yan, Yuhao Dan, Chenlin Zhao, Guohai Xu, Chenliang Li, Junfeng Tian, et al. mplug-docowl: Modularized multimodal large language model for document understanding. *arXiv preprint arXiv:2307.02499*, 2023. 3, 5
- [67] Jiabo Ye, Anwen Hu, Haiyang Xu, Qinghao Ye, Ming Yan, Guohai Xu, Chenliang Li, Junfeng Tian, Qi Qian, Ji Zhang, et al. Ureader: Universal ocr-free visually-situated language understanding with multimodal large language model. *arXiv preprint arXiv:2310.05126*, 2023. 3, 5
- [68] Jiahui Yu, Zirui Wang, Vijay Vasudevan, Legg Yeung, Mojtaba Seyedhosseini, and Yonghui Wu. Coca: Contrastive captioners are image-text foundation models. *arXiv preprint arXiv:2205.01917*, 2022. 2
- [69] Yuechen Yu, Yulin Li, Chengquan Zhang, Xiaoqiang Zhang, Zengyuan Guo, Xiameng Qin, Kun Yao, Junyu Han, Errui Ding, and Jingdong Wang. Structextv2: Masked visual-textual prediction for document image pre-training. *arXiv preprint arXiv:2303.00289*, 2023. 2
- [70] Huaying Yuan, Zhicheng Dou, Yujia Zhou, Yu Guo, and Ji-Rong Wen. Vile: Block-aware visual enhanced document retrieval. In *Proceedings of the 32nd ACM International Conference on Information and Knowledge Management*, pages 3104–3113, 2023. 2, 3
- [71] Gangyan Zeng, Yuan Zhang, Jin Wei, Dongbao Yang, Peng Zhang, Yiwen Gao, Xugong Qin, and Yu Zhou. Focus, distinguish, and prompt: Unleashing clip for efficient and flexible scene text retrieval. In *Proceedings of the 32nd ACM International Conference on Multimedia*, pages 2525–2534, 2024. 1
- [72] Xiaohua Zhai, Basil Mustafa, Alexander Kolesnikov, and Lucas Beyer. Sigmoid loss for language image pre-training. In *Proceedings of the IEEE/CVF International Conference on Computer Vision*, pages 11975–11986, 2023. 5, 15
- [73] Jingtao Zhan, Jiaxin Mao, Yiqun Liu, Jiafeng Guo, Min Zhang, and Shaoping Ma. Optimizing dense retrieval model training with hard negatives. In *Proceedings of the 44th In-*

*ternational ACM SIGIR Conference on Research and Development in Information Retrieval*, pages 1503–1512, 2021. [1](#)

- [74] Yanzhe Zhang, Ruiyi Zhang, Jiuxiang Gu, Yufan Zhou, Nedim Lipka, Diyi Yang, and Tong Sun. Llavar: Enhanced visual instruction tuning for text-rich image understanding. *arXiv preprint arXiv:2306.17107*, 2023. [3](#)



# Towards Natural Language-Based Document Image Retrieval: New Dataset and Benchmark

## Supplementary Material

In the supplementary materials, we provide more details on dataset construction, along with the experimental training and testing processes. Additionally, we discuss further experimental findings and future work, concluding with an overview of the Licensing, Hosting, and Maintenance Plan, as well as the Datasheet.

### 7. Dataset Details

#### 7.1. Query Analysis

We construct a word cloud in Fig. 8a that removes stop words. The word cloud displays the most frequently occurring words and reveals the primary intention and key topics of retrieval. Fig. 8b presents a sunburst diagram depicting the distribution of the first four words in the queries. The diagram reveals that queries frequently begin with words such as “retrieve”, “find”, and “search”, which indicates the intention of information retrieval. The outer ring of the sunburst provides even more granular details, likely representing specific topics or types of information being sought, such as “documents”, “emails”, and “memos”.

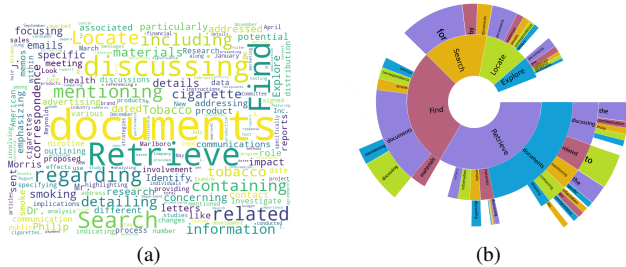


Figure 8. Query Analysis. (a) Word cloud of queries after removing stop words. (b) Distribution of first four words in queries in the NL-DIR dataset.

To extract more descriptive words, we process the queries using spacy’s NER module to extract adjectives and nouns. The query length distribution, shown in Fig.9, is concentrated between 3 and 9 words.

#### 7.2. Collection Details of the NL-DIR Dataset

Initially, we attempt to build the Natural Language-Based Document Image Retrieval (NL-DIR) dataset by utilizing existing information retrieval datasets by rendering the documents into images. However, these images often fail to reflect the distribution of real-world documents. Therefore, we decide to construct the dataset by generating the corresponding queries.

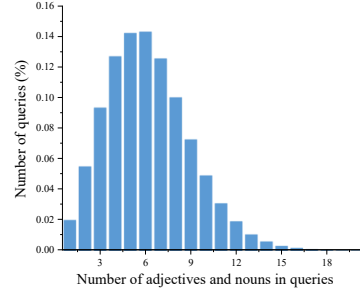


Figure 9. Query length distribution after NER processing.

We conduct extensive research and find datasets with a large scale of document images and relatively good OCR results. “Relatively good OCR results” refers to commercial OCR systems compared to the open-source Tesseract OCR. Finally, some images from DocVQA [43] and OCR-IDL [9] are sampled to build the dataset. This allows us to obtain real-world document images with relatively good layout and content information as mentioned in the main paper. For OCR-IDL [9], we collect and use the first page of its PDF files as a default choice, which contains richer semantic content. The subsequent construction process can be found in the main paper. In the following part, we also provide the prompts used in the query generation and filtering processes, as well as the standards for manual verification.

#### 7.3. Scoring Models and Manual Verification

The scoring models used to pre-score the ten generated queries include a large language model (ChatGPT [45]), a multimodal large vision-language model (Qwen-VL-Plus [6]), and two contrastive models (CLIP [52] and BLIP [31]). The large language model (LLM) enables more effective analysis of the query content when combined with the OCR text, while the large vision-language model (LVLM) incorporates some visual elements from the document images for scoring. The final two models, which have undergone extensive pre-training on cross-modal image-text alignment, provide a preliminary score based on the degree of similarity between the text query and the document image. We collect and assign the aforementioned scores to the corresponding queries for each image.

By designing and providing a visualization interface as Fig. 10, we display each image, the queries, and their scores for human verification. During the human verification process, we first remove damaged document images and inappropriate queries. The reserved pairs are filtered based on

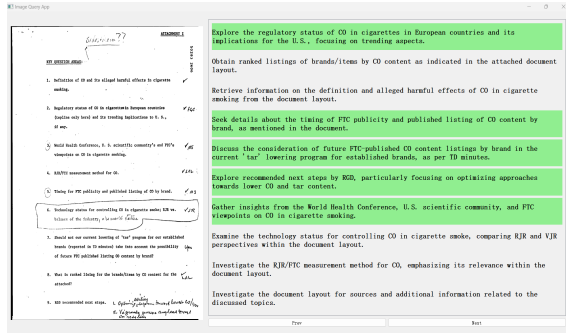


Figure 10. Visualization for manual verification.


the above scores and query quality, ensuring that queries are as strongly related to the current image as possible. Then the annotators are asked to filter out ambiguous queries and images as much as possible.

Specifically, for document images, we will remove those with significant quality degradation or very low information content. For queries, we apply filtering rules to exclude those containing specific characters, such as queries that include “UCSF” or the original document source information. When both document images and queries are involved, we use the filtering methods mentioned in the body of the text to filter them accordingly.

To alleviate data bias, we strive to ensure consistent query quality across different document categories during manual filtering. Finally, through these two processes, we obtain a high-quality, fine-grained NL-DIR dataset.

## 7.4. Visualized Examples of NL-DIR


This section presents examples and analysis of the five most common types of document images and their corresponding query statements. As shown in Fig. 11, Fig. 12, Fig. 13, Fig. 14, and Fig. 15, the vocabulary related to document images is labeled with different colors in each query, showing the diversity of generated queries.



Queries:

1. Retrieve documents discussing the effectiveness of free sample promotions via mail for various tobacco brands, emphasizing results and consumer response.
2. Retrieve documents discussing the appropriateness of introducing a menthol companion product in relation to the current sales status of CARLTON.
3. Search for documents discussing the role of consumer curiosity and potential fraud in response to free sample promotions.
4. Search for documents evaluating the value of offering free samples through mail-in coupons for established brands versus new products.
5. Find documents analyzing the impact of different promotional strategies on sales, particularly focusing on the success rates of newspaper ad campaigns with mail-in coupons.


Figure 11. Letter: when the textual information is abundant and there is relatively little structured information, the corresponding five queries mainly focus on understanding the content of the entire image.



Queries:

1. Gather insights from the World Health Conference, U.S. scientific community, and FTC viewpoints on CO in cigarette smoking.
2. Explore the regulatory status of CO in cigarettes in European countries and its implications for the U.S., focusing on trending aspects.
3. Seek details about the timing of FTC publicity and published listing of CO content by brand, as mentioned in the document.
4. Discuss the consideration of future FTC-published CO content listings by brand in the current 'tar' lowering program for established brands, as per TD minutes.
5. Explore recommended next steps by RGD, particularly focusing on optimizing approaches towards lower CO and tar content.

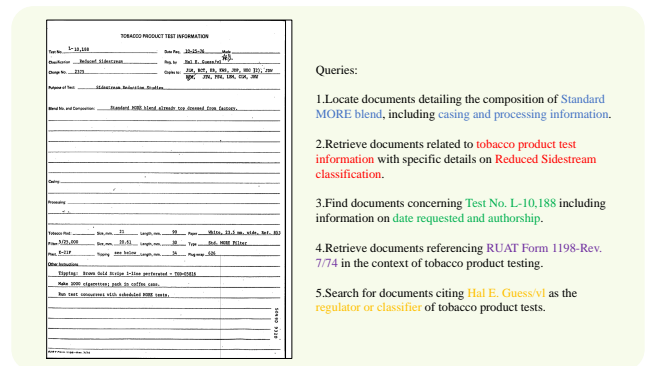
Figure 12. Report: if the document image contains entries, the query is likely to be finely granular in its focus, with varying focus for each entry.



Queries:

1. Retrieve documents from The Tobacco Institute, Inc. files discussing regulatory proposals affecting cigarette advertising.
2. Search for documents dated September 4, 1970, discussing informational memorandums related to cigarette advertising regulations.
3. Locate documents containing information about the missing item from December 17, 1959, within the files of The Tobacco Institute, Inc.
4. Retrieve documents mentioning "THE TOBACCO INSTITUTE, INC." with emphasis on its location and contact details.
5. Find documents discussing FTC's proposal on tar-nicotine in cigarette advertising, particularly focusing on Mrs. Duffin's summary.

Figure 13. Memo: it can be observed that the query will mine and search for some unique information within the document.



Queries:

1. Locate documents detailing the composition of Standard MORE blend, including casing and processing information.
2. Retrieve documents related to tobacco product test information with specific details on Reduced Sidestream classification.
3. Find documents concerning Test No. L-10,188 including information on date requested and authorship.
4. Retrieve documents referencing RUAT Form 1198-Rev. 7/74 in the context of tobacco product testing.
5. Search for documents citing Hal E. Guess/vl as the regulator or classifier of tobacco product tests.

Figure 14. Form: in the context of form images, greater emphasis is placed on the querying of the names and contents of different fields within the form.

## 8. Experimental Details

### 8.1. Recall and Re-Ranking Setting

**Recall stage.** In the zero-shot setting, for Contrastive VLMs, we directly extract their original visual represen-

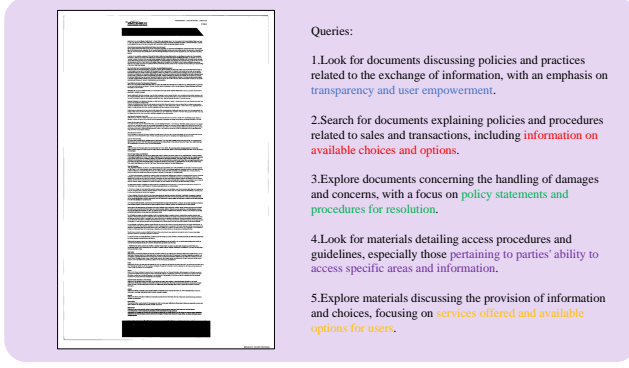


Figure 15. Document: when the document image is rich in textual information, the query will be constructed to analyze the document as a whole and summarise its content.

tations. In contrast, for Generative VDU models, we take the final output from each visual encoder and perform mean pooling to obtain the visual representation. Both representations are stored in the FAISS vector library<sup>4</sup>. During the extraction process for Generative VDU models, we also attempt to use the entire VLM to extract representations from the final output of the language layer as visual features. However, the retrieval performance is similar to that of directly extracting the visual encoder’s representations, but the process take significantly longer. Therefore, we do not discuss this approach further. The dot product is then utilized to query the document image representation in the vector library, ultimately yielding zero-shot results.

In the fine-tuning setting, we use LoRA [23] to fine-tune the text encoders (i.e., CLIP [52] and BLIP [31]), with parameters set to  $r = 8$  and lora alpha = 16. After fine-tuning, we align these encoders with various VDU models. Linear layers are employed to fine-tune the mean pooling features, consisting of two layers with a residual connection that maps the original feature dimensions to 512. We also attempt to fine-tune both visual and text encoders simultaneously using LoRA; however, this approach not only significantly increase training time but also lead to a decrease in retrieval efficiency.

For SigLIP [72], we directly utilize its original model structure and apply LoRA to fine-tune both the text and visual encoders with parameters set as  $r = 32$ , lora alpha = 32, weight decay =  $1 \times 10^{-4}$ , warmup steps = 2.5%,  $lr = 5 \times 10^{-5}$ . With a batch size of 32, fine-tuning for 10 epochs yields the best recall retrieval result.

**Re-ranking stage.** We conduct a comparison with contemporaneous models, such as DSE [42] and ColPali [18], which utilize large visual-language models to encode queries and images. Considering factors like encoding time,

storage space, retrieval efficiency, and training costs, we test these models in zero-shot setting.

During the fine-tuning of the re-ranker, we primarily focus on the models that perform well in the recall stage. We use several models that have original cross-attention modules, specifically BLIP-ITM [31] and Pix2Struct-base [28], or incorporate additional cross-attention for fine-tuning. For the pre-trained BLIP-ITM model, we fine-tune its language module directly. In the case of Pix2Struct-base, we add an additional ITM head and fine-tune the language module accordingly. For models with additional cross-attention, we enable interactions between the original fine-grained features to improve re-ranking results. The fine-tuning parameters for these models are set as follows:  $r = 32$ , lora alpha = 32,  $lr = 1 \times 10^{-3}$  ( $lr = 1 \times 10^{-4}$  for LoRA), weight decay =  $1 \times 10^{-4}$ . The optimizer follows a cosine decay schedule with  $T_{\max} = 10$  and  $\eta_{\min} = 1 \times 10^{-5}$ , and we use a batch size of 8.

In the future, we will release the dataset with its construction code, evaluation code, model code, and weights to facilitate reproducibility for researchers.

## 8.2. Case Analysis

To better observe the results of fine-grained interactions during the re-ranking stage, we use the attention scores from the query and key in the cross-attention module to visualize the interactions between the query and the images. We aggregate the attention scores for each token in the query and superimpose the heatmap on top of the original image, allowing us to identify the regions in the image that are most relevant to the query.

The query corresponding to the image below is: “Retrieve documents from B. P. Horrigan regarding SALEM Lights 100 tar level developments.” As seen in Fig. 16, the areas related to “SALEM Lights 100 tar level developments” are prominently displayed. This indicates that the re-ranking stage has a certain degree of fine-grained matching and scoring capability, allowing for a more effective re-ranking of the original results.




Figure 16. Visualization of cross-attention in the re-ranking stage.

<sup>4</sup><https://github.com/facebookresearch/faiss>

## 9. Additional Experimental Analysis

To assess the generalization of models trained on our dataset to other tasks, we evaluate their performance on a downstream document classification task. As shown in Tab.8, we compare the zero-shot classification results of the original and trained SigLIP models on the RVL-CDIP and Tobacco3482 datasets, demonstrating the effectiveness of our approach in improving document representation learning.

Table 8. Zero-shot comparison of original and trained Model.

Dataset	Original	Trained
RVL-CDIP[20]	7.43	10.74
Tobacco3482[? ]	44.57	55.92

Recent LVLMs, such as InternVL2-2B and Qwen2-VL-2B, have demonstrated strong document understanding capabilities. We leverage these models to generate content summaries for document images using the prompt: “Please describe the document image.” The generated descriptions serve as retrieval queries, which we then encode using the BGE model for document retrieval. As shown in Tab.9, the retrieval performance of these caption-based queries is comparable to that of OCR-IR. However, similar to OCR-IR, generating content summaries requires significant computational resources and time.

Table 9. Comparison with models as image-captioners (CAP-IR).

Metric	InternVL2-2B	Qwen2-VL-2B	OCR-IR	Ours
Recall@1	52.83	47.31	52.72	81.03
Recall@10	71.63	68.07	72.16	94.17
MRR@10	53.90	59.02	58.85	85.68

To gain deeper insights into the retrieval performance across different document categories, we further analyze the re-ranked retrieval results. As shown in Tab.10, we report the retrieval performance and the number of queries for five representative document categories.

Table 10. Retrieval performance on five representative categories.

Category	Letter	Report	Memo	Form	Document
<b>Query_nums</b>	3675	1760	1520	1180	1175
Recall@1	83.10	82.67	87.50	73.64	89.62
Recall@10	93.88	95.80	94.61	94.66	97.96
MRR@10	86.86	87.37	89.92	81.33	92.98

## 10. Future Work

This study presents a preliminary exploration of document image retrieval, offering valuable insights into dataset construction and model optimization. However, as research progresses, several key directions warrant further investigation and improvement.

First, large-scale training data and the powerful representational capacity of LVLMs have enabled state-of-the-art retrieval performance in the recall stage. However, these

models often incur significant computational and memory costs, raising concerns about efficiency. Currently, there is a lack of alignment models specifically designed for high-resolution document images and rich textual content. Effective cross-modal representation alignment facilitates the mapping of image and text information into a shared vector space, thereby enhancing fine-grained understanding and retrieval performance. This can help bridge the gap between cross-modal document image retrieval and purely text-based retrieval using OCR. Future research should focus on designing more efficient and compact models optimized for high-resolution document images and their textual content while improving image-text alignment. Furthermore, with advancements in generative models, the integration of cross-attention mechanisms with generative understanding models holds great potential. However, significant room remains for experimentation and improvements in the re-ranking stage. Despite the progress made in document image retrieval, a critical future direction lies in tightly integrating fine-grained generative understanding capabilities with the practical demands of document image retrieval.

Second, as document retrieval technology evolves, real-world applications often require retrieving multi-page documents. This necessitates models capable of processing and understanding multi-page document images while capturing long-range contextual dependencies. Additionally, there is a growing need for fine-grained paragraph-level retrieval. Currently, retrieval units in this study are typically single-page documents, and the models lack precise paragraph-level localization, which can impact retrieval accuracy in certain scenarios. Future research should explore long-document modeling for multi-page documents and precise paragraph-level localization. This is not only crucial for improving retrieval accuracy but also provides broader applications in document analysis and search systems.

In summary, future advancements in document image retrieval will focus on overcoming computational and memory efficiency bottlenecks, enhancing the ability to capture long-document information, and improving paragraph-level retrieval precision. As technology advances and application scenarios expand, document image retrieval is expected to play an increasingly vital role in improving information access efficiency and enhancing user experience.

## 11. Prompt Design

In this section, we provide the prompts used in the query generation and filtering processes, as shown in Table Tab. 11.

## 12. Licensing, Hosting and Maintenance Plan

**Author Statement.** We bear all responsibilities for the licensing, distribution, and maintenance of our dataset.



**License.** NL-DIR is under CC-BY-NC-SA 4.0 license.

**Hosting.** NL-DIR can be viewed and downloaded on huggingface at <https://huggingface.co/datasets/nianbing/NL-DIR>. Prior to the publication of the article, we typically present a selection of illustrative samples, after which we will release the entire dataset. We assure its long-term preservation for future reference and use. The annotations for retrieval queries are provided in the JSON file format, while the raw pictures are available in the PNG format.

We do not hold any copyright for the document images; the copyrights belong to the UCSF Industry Documents Library and the document authors. For user convenience, we provide a download method for these document images, provided users agree that the data is only used for research purposes and not for commercial purposes. If copyright holders request the deletion or modification of certain images, we will hide or delete key information in the images to minimize the impact on the query. If the retention of images is not allowed, we will retain the query data and provide metadata for the corresponding images.

The Croissant metadata record is stored in <https://huggingface.co/datasets/nianbing/NL-DIR-sample/blob/main/croissant.json>.

**Metadata.** Metadata can be found at <https://huggingface.co/datasets/nianbing/NL-DIR>.

## 13. Datasheet

### 13.1. Motivation

**For what purpose was the dataset created?**

**Answer:** NL-DIR establishes a fine-grained semantic retrieval dataset and benchmark for document images in real-world scenarios, which evaluates the retrieval performance of existing contrastive vision-language models (VLMs) and generative visual document understanding (VDU) models. NL-DIR provides an evaluation of existing models for document image understanding and cross-modal dense representation. As far as I know, NL-DIR is the first comprehensive benchmark for fine-grained document image semantic retrieval.

### 13.2. Composition

**What do the instances that comprise the dataset represent? (e.g., documents, photos, people, countries)**

**Answer:** Each instance represents a document image and five fine-grained semantic queries in our dataset. The document image is a PDF screenshot collected from UCSF Industry Documents Library<sup>5</sup> in PNG format. The query

is generated by LLM and then stored in a JSON file after being scored and manually filtered by a scoring model.

**How many instances are there in total (of each type, if appropriate)?**

**Answer:** We collected a total of 41,795 document images, each corresponding to five queries. The specific dataset statistics can be found in the main paper.

**Does the dataset contain all possible instances or is it a sample (not necessarily random) of instances from a larger set?**

**Answer:** We collect over 60K document images from the Industry Documents Library. The corresponding layout text information is extracted from the annotations of DocVQA [43] and OCR-IDL [9], which use Microsoft OCR and Amazon Textract respectively as OCR engines.

**Is there a label or target associated with each instance?**

**Answer:** Yes, for each document image, we generate and filter five queries.

**Is any information missing from individual instances?**

**Answer:** All instances are complete.

**Are relationships between individual instances made explicit (e.g., users' movie ratings, social network links)?**

**Answer:** Some instances may have similar images or queries, but when filtering, we try to ensure a strong correlation between queries and images as much as possible.

**Are there recommended data splits (e.g., training, development/validation, testing)?**

**Answer:** Yes, we have done a reasonable split of the NL-DIR dataset, which is reflected in the already split JSON file, we will make all JSON files public after the publication.

**Are there any errors, sources of noise, or redundancies in the dataset?**

**Answer:** No.

**Is the dataset self-contained, or does it link to or otherwise rely on external resources (e.g., websites, tweets, other datasets)?**

**Answer:** All data will be publicly accessible in the dataset repository. Our annotations will be stored in JSON format.

**Does the dataset contain data that might be considered confidential?**

**Answer:** No.

**Does the dataset contain data that, if viewed directly, might be offensive, insulting, threatening, or might otherwise cause anxiety?**

**Answer:** No.

### 13.3. Collection Process

The data collection process is described in the main paper and supplementary materials.

<sup>5</sup><https://www.industrydocuments.ucsf.edu>

### 13.4. Uses

**Has the dataset been used for any tasks already?**

**Answer:** Yes, NL-DIR has been used to evaluate the cross-modal retrieval capabilities of as many as 9 different models.

**What (other) tasks could the dataset be used for?**

**Answer:** NL-DIR is mainly used for the evaluation of the cross-modal retrieval capability of document-related visual and language models.

**Is there a repository that links to any or all papers or systems that use the dataset?**

**Answer:** No.

**Is there anything about the composition of the dataset or the way it was collected and preprocessed/cleaned/labeled that might impact future uses?**

**Answer:** The document images we collected are all from IDL, and the corresponding OCR information is from DocVQA and OCR-IDL. The query generation and filtering methods have been provided in the main paper. However, we will do our best to maintain the dataset if the copyright holder requests the removal of certain data in the future.

**Are there tasks for which the dataset should not be used?**

**Answer:** No

### 13.5. Distribution

**Will the dataset be distributed to third parties outside of the entity (e.g., company, institution, organization) on behalf of which the dataset was created?**

**Answer:** Yes. The benchmark is publicly available on the Internet.

**How will the dataset will be distributed (e.g., tarball on website, API, GitHub)?**

**Answer:** The benchmark is available on Huggingface at <https://huggingface.co/datasets/nianbing/NL-DIR>.

**Will the dataset be distributed under a copyright or other intellectual property (IP) license, and/or under applicable terms of use (ToU)?**

**Answer:** CC-BY-NC-SA 4.0.

**Have any third parties imposed IP-based or other restrictions on the data associated with the instances?**

**Answer:** No.

**Do any export controls or other regulatory restrictions apply to the dataset or to individual instances?**

**Answer:** No.

### 13.6. Maintenance

**Who will be supporting/hosting/maintaining the dataset?**

**Answer:** The authors will be supporting, hosting, and maintaining the dataset.

**How can the owner/curator/manager of the dataset be contacted (e.g., email address)?**

**Answer:** Please contact the one of the authors (guohao2022@iie.ac.cn, qinxugong@njust.edu.cn).

**Is there an erratum?**

**Answer:** No. We will make announcements if there are any.

**Will the dataset be updated (e.g., to correct labeling errors, add new instances, delete instances)?**

**Answer:** Yes. We will post a new update in <https://huggingface.co/datasets/nianbing/NL-DIR> if there is any.

**If the dataset relates to people, are there applicable limits on the retention of the data associated with the instances (e.g., were individuals in question told that their data would be retained for a fixed period and then deleted)?**

**Answer:** People's information may appear in the reference images. People may contact us to exclude specific data instances if they appear in the reference images.

**Will older versions of the dataset continue to be supported/hosted/maintained?**

**Answer:** Yes. Old versions will also be hosted in <https://huggingface.co/datasets/nianbing/NL-DIR-sample>

**If others want to extend/augment/build on/contribute to the dataset, is there a mechanism for them to do so?**

**Answer:** Yes, according to our dataset construction method, if the data is compliant and reasonable, expanding the dataset is allowed.

Table 11. The prompts used in the query generation and filtering processes.

Model	Template
Generate	<p><b>ChatGPT [45]</b></p> <p>You are an expert who can use image’s OCR to generate a query for retrieval. More specifically, you will obtain the following content:</p> <ol style="list-style-type: none"> <li>1. Instruction: A statement used to describe specific task details.</li> <li>2. Layout-aware OCR Document: Text extracted from an image and arranged according to the layout when it appears in the image to maintain the relative position between the texts appearing in the image. You need to understand the document layout with the help of spaces and line breaks in the document.</li> </ol> <p>NOW YOU TURN:</p> <p>Instruction: You need to generate ten different layout-related queries that cover all the different aspects of the entire document as much as possible.</p> <p>These queries are used for retrieving layout-aware documents based on the above conditions and the following. A query cannot be a simple and detailed description, but should express the purpose of the search.</p> <p>Layout-aware OCR Document : {document}</p> <p>Queries:</p>
Score	<p><b>ChatGPT [45]</b></p> <p>Here are ten queries used to retrieve image documents, and we would like to request your feedback on the quality of the queries.</p> <p>Please rate the quality of the ten given queries based on the content of the Layout-aware OCR Document. Each query receives a score of 0 to 10, with higher scores indicating higher quality.</p> <p>Layout-aware OCR Document: {document}</p> <p>Queries: {queries}</p> <p>Please provide a comprehensive explanation of your evaluation to avoid any potential biases.</p> <p>Output format:</p> <p>Scores:</p> <p>Reasons:</p>
	<p><b>Qwen-VL-Plus [6]</b></p> <p>You are an expert in using images and their OCR text to score queries for retrieval. Here are ten queries used to retrieve image documents, and we would like to request your feedback on the quality of the queries.</p> <p>Please rate the quality of the ten given queries based on the content of the Layout-aware OCR Document and the document image. The document image, from which you can obtain some visual elements that are not included in the Layout-aware OCR Document. Each query receives a score of 0 to 10, with higher scores indicating higher quality.</p> <p>Layout-aware OCR Document: {document}</p> <p>Queries: {queries}</p> <p>Please provide a comprehensive explanation of your evaluation to avoid any potential biases.</p> <p>Output format:</p> <p>Scores:</p> <p>Reasons:</p>