

GENERALIZED SPHERICAL NEURAL OPERATORS: GREEN’S FUNCTION FORMULATION

Hao Tang¹

Hao Chen²

Chao Li^{1,2}

¹University of Dundee, United Kingdom

²University of Cambridge, United Kingdom

ABSTRACT

Neural operators offer powerful approaches for solving parametric partial differential equations, but extending them to spherical domains remains challenging due to the need to preserve intrinsic geometry while avoiding distortions that break rotational consistency. Existing spherical operators rely on rotational equivariance but often lack the flexibility for real-world complexity. We propose a general operator-design framework based on **designable spherical Green’s function and its harmonic expansion**, establishing a solid operator-theoretic foundation for spherical learning. Based on this, we propose an absolute and relative position-dependent Green’s function that enables flexible balance of equivariance and invariance for real-world modeling. The resulting operator, **Green’s-function Spherical Neural Operator** (GSNO) with a novel spectral learning method, can adapt to anisotropic, constraint-rich systems while retaining spectral efficiency. To exploit GSNO, we develop GSHNet, a hierarchical architecture that combines multi-scale spectral modeling with spherical up-down sampling, enhancing global feature representation. Evaluations on diffusion MRI, shallow water dynamics, and global weather forecasting, GSNO and GSHNet consistently outperform state-of-the-art methods. Our results position GSNO as a principled and general framework for spherical operator learning, bridging rigorous theory with real-world complexity.

1 INTRODUCTION

Background: Solving parameterized partial differential equations (PDEs) is a fundamental task across science and engineering. Applications such as weather forecasting, fluid dynamics, and neuroimaging often involve high-order PDEs whose numerical solutions are computationally expensive and intractable. Emerging neural operators provide a promising alternative by approximating solution operators directly from data (Kovachki et al., 2024). Earlier approaches (Lu et al., 2019; 2021; Bhattacharya et al., 2021) learned mapping between function spaces using neural networks but struggled to scale to high-dimensional PDEs. To address this, the Fourier Neural Operator (FNO) (Li et al., 2020a) leverages Fast Fourier transforms (FFTs) to learn in the frequency domain, capturing global patterns and high-frequency modes (Kovachki et al., 2024). This inspired a new generation of operator learning methods and advanced large-scale applications such as high-resolution climate prediction (Pathak et al., 2022; Liu et al., 2024).

However, FNOs rely on the standard Fourier transform and assume Euclidean geometry. On non-Euclidean manifolds such as the sphere (Bonev et al., 2023), FFT-based representations introduce distortions: small polar displacements can map to large Cartesian displacements, breaking spatial coherence and degrading performance. To address this, Spherical Fourier Neural Operator (SFNO) is proposed (Bonev et al., 2023), replacing the FFT with the Spherical Harmonic Transform (SHT). By projecting functions onto spherical harmonic bases, SFNO preserves rotational equivariance on the sphere, ensuring stability under arbitrary input rotations. SFNO-based methods have achieved strong performance on some spherical tasks, *e.g.*, weather prediction (Lin et al., 2023; Mahesh et al., 2024a;b; Hu et al., 2025).

Despite these advances, fundamental challenges yet to be addressed for spherical operator learning:

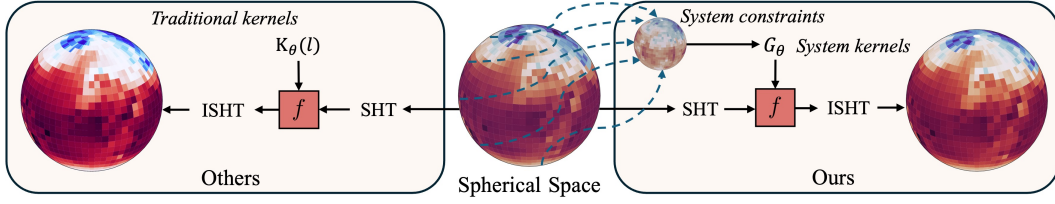


Figure 1: Method comparison. (Left) Existing approaches use SHT-based spectral learning (Traditional kernel). (Right) Our method introduces system constraints by designable Green’s function to derive a system-constraint spectral learning (System kernel), yielding system-aware representations.

(1) **Theory:** most spherical neural operators are rigorously constructed by Spherical Harmonic Transform and spherical convolution theorem, thereby extending the FNO to the sphere, rather than derived from the integral solution of sphere-native PDEs (Bonev et al., 2023; Lin et al., 2023; Mahesh et al., 2024a;b; Hu et al., 2025). This lack of rigorous grounding obscures the physical meaning of the learned integral kernels and limits their generalization and extension in physical systems. (2) **Expressiveness:** Physical systems involve asymmetric constraints, such as boundary effects, anisotropic forcing, or heterogeneous media (Ye et al., 2022; 2023; Lucarini & Chekroun, 2024; Behroozi et al., 2025), which cannot be captured if operators depend solely on equivariance. However, by underlying design, most spherical operators enforce strict rotational equivariance to gain efficiency for spectral learning, overlooking such asymmetry and thereby limiting their ability to model complex, high-order nonlinear phenomena. (3) **Multiscale representations:** Most spherical operator networks use spectral parameterizations that capture global structure but are prone to high-frequency truncation and loss of details, making it difficult to preserve fine-grained local patterns (Zhao et al., 2019; 2021; Hu et al., 2025).

Our Approach: (1) We first derive the principled formulation of spherical operator learning that begins from a designable Green’s function. This derivation extends the Green’s function naturally from the sphere to the spherical harmonic domain, providing a **general operator-theoretic framework** of spherical learning, which supports the simulation of different complex systems by designing different Green’s functions. (2) Based on this foundation, we enhance the flexibility of spherical operators on real-world systems by designing an absolute and relative position-dependent Green’s function, deriving the corresponding response to explicitly balance equivariance and invariance. The yielded Green’s-function Spherical Neural Operator (GSNO) balances the efficiency of equivariance with the capacity to capture complex system constraints such as boundaries and distortions. This constraint serves as an explicit inductive bias, enabling GSNO to model heterogeneity in real-world, asymmetric physical systems. (3) Finally, we propose the Generalized Spherical Harmonic Network (GSHNet), a hierarchical architecture that integrates GSNO with multi-scale spectral modeling through spherical up-down sampling, enhancing the expressive power while preserving geometric consistency across resolutions.

Contributions: This work makes the following contributions:

1. A **general operator-design framework** based on the **designable spherical Green’s functions** (Sec. 4.1).
2. We design an absolute and relative position-dependent Green’s function and derive the corresponding response to propose a novel operator (GSNO) that flexibly balance equivariance and invariance, and models complex systems (Sec. 4.2).
3. We design GSHNet, a multi-scale spherical network based on GSNO (Sec. 4.3).
4. GSNO and GSHNet are evaluated on the diffusion MRI modeling of brain microstructure, spherical shallow water equations and weather prediction, demonstrating consistent improvements in performance over other state-of-the-art models.

2 RELATED WORK

Geometric equivariance and complex constraints. Geometric equivariance has been explored through transformations such as translation, scaling, and dilation of filters, in both discrete and

continuous domains (Xu et al., 2014; Sosnovik et al., 2021; Rahman & Yeh, 2023; Chen et al., 2023). These approaches contribute to the framework of geometric deep learning by incorporating rich symmetry groups (Cohen & Welling, 2016; Bronstein et al., 2021). Several methods embed inductive biases to enhance generalization (Wad et al., 2022; Han et al., 2022); for instance, CNNs are inherently equivariant to translations (Li et al., 2021). Group-equivariant neural networks (Cohen & Welling, 2016; Cohen et al., 2018), along with spectral approaches such as DISCO (Ocampo et al., 2022), further exploit symmetries to improve learning efficacy. However, for real-world modeling, there are some components that relax rotational equivariance in most spherical CNN-based models, such as residual pathways, position embeddings, activation functions and local operations (Cohen & Welling, 2016; Cohen et al., 2018; Bonev et al., 2023; Finzi et al., 2021; Liu-Schiaffini et al., 2024). Other methods are proposed to further introduce complex constraints and relax strict equivariance for better real-world modeling capabilities (Finzi et al., 2021; Huang et al., 2022; Wang et al., 2022; Duval et al., 2023; Pertigkiozoglou et al., 2024; Zheng et al., 2024; Li et al., 2024).

Neural operators with multi-scale modeling. Recent extensions introduce multi-scale learning to enhance feature representation. Some neural operators (Li et al., 2020c; Lütjens et al., 2022; Raonic et al., 2023; You et al., 2024; Liang et al., 2024; Liu et al., 2025) tackle this by combining both upsampling and downsampling operations capturing multiscale information. However, the operations may introduce aliasing artifacts (Ronneberger et al., 2015; Karras et al., 2021) and distortions, limiting model accuracy, especially in spherical space (Zhao et al., 2019; 2021).

3 PRELIMINARY

3.1 SPHERICAL HARMONIC

The spherical harmonic function (Müller, 2006) $Y_l^m(\theta, \phi)$, with integer degrees $l \geq 0$ and orders $|m| \leq l$, forms an orthonormal basis for square-integrable functions on the unit sphere S^2 . Spherical harmonic transform (SHT) decomposes a function $f \in L^2(S^2)$ into its harmonic coefficients:

$$\text{SHT}[f](l, m) = \int_{S^2} f(\omega) \overline{Y_l^m(\omega)} d\omega, \quad \omega \in S^2 \quad (1)$$

The original function f is exactly reconstructed via inverse spherical harmonic transform (ISHT):

$$f(\omega) = \text{ISHT}(\text{SHT}[f](l, m)) = \sum_{l=0}^{\infty} \sum_{m=-l}^l \text{SHT}[f](l, m) Y_l^m(\omega) \quad (2)$$

Given two functions f and h defined on the sphere S^2 , their spherical convolution is defined as (Driscoll & Healy, 1994):

$$(f * h)(\omega) = \int_{SO(3)} f(Rn) h(R^{-1}\omega) dR \quad (3)$$

where $n \in S^2$ denotes the north pole, and R is an element of the three-dimensional rotation group $SO(3)$. The SHT coefficients are given by:

$$\text{SHT}[(f * h)](l, m) = \int_{S^2} (f * h)(\omega) \overline{Y_l^m(\omega)} d\omega \quad (4)$$

3.2 SPHERICAL CONVOLUTION THEOREM

To derive the SHT coefficients of a spherical convolution, the result of the spherical convolution theorem (Driscoll & Healy, 1994) is as follows:

$$\text{SHT}[(f * h)](l, m) = 2\pi \sqrt{\frac{4\pi}{2l+1}} \cdot \text{SHT}[h](l, 0) \cdot \text{SHT}[f](l, m). \quad (5)$$

This result demonstrates that spherical convolution in the harmonic domain corresponds to a product of the SHT coefficients of f and h (with h restricted to the $m = 0$ mode) in the frequency domain.

The full derivation is in the Appendix A. By replacing the classical convolution theorem with this spherical convolution theorem, SFNOs achieve frequency-domain parameterization on the sphere (Bonev et al., 2023; Lin et al., 2023; Hu et al., 2025). To enhance interpretability, we introduce two complementary SHT-based neural operator derivations in spherical space (Sec. 4.1).

4 METHODOLOGY

4.1 OPERATOR FRAMEWORK VIA SPHERICAL GREEN’S FUNCTION

The Green’s function method offers a classical strategy to solve PDEs, where the solution is expressed as a convolution integral with the Green’s function as the kernel (Li et al., 2020b). Differently, we define D , a linear differential operator on the sphere, and consider the following PDE:

$$D(g(u)) = f(u), \quad u \in S^2 \quad (6)$$

where $f(u)$ is the input function and $g(u)$ is the target solution. The proposed spherical Green’s function G , associated with D , is defined by the property:

$$D(G(u, R)) = \delta(R^{-1}u) = \begin{cases} \infty, & Rn = u, \\ 0, & Rn \neq u, \end{cases} \quad (7)$$

where $\delta(\cdot)$ denoting the Dirac delta function defined on the sphere, and $R \in SO(3)$ represents a rotation from the north pole n . Using the Green function, the solution to Equation 6 is:

$$g(u) = \int_{S^2} G(u, R) f(Rn) dR \quad (8)$$

To verify this solution, we apply the operator D to both sides of Equation 8:

$$\begin{aligned} D(g(u)) &= D\left(\int_{S^2} G(u, R) f(Rn) dR\right) \\ &= \int_{S^2} D(G(u, R)) f(Rn) dR \\ &= \int_{S^2} \delta(R^{-1}u) f(Rn) dR \\ &= f(u). \end{aligned} \quad (9)$$

In this framework, we propose an operator design method based on the **designable Green’s function** to simulate different systems. For example, classic spectral operators define the mapping on the ideal sphere and assume strict rotational equivariance: Design $G(u, R)$ as $G(R^{-1}u)$. Under this relative-position dependent Green’s function $G(R^{-1}u)$, the prediction target $g(u)$ is given by:

$$g(u) = \int_{S^2} G(R^{-1}u) f(Rn) dR. \quad (10)$$

Applying the spherical convolution theorem (Equation 5), the spherical harmonics transform of $g(u)$ becomes:

$$\begin{aligned} \text{SHT}[g(u)](l, m) &= \text{SHT}[(f * G)](l, m) \\ &= 2\pi \sqrt{\frac{4\pi}{2l+1}} \cdot \text{SHT}[G](l, 0) \cdot \text{SHT}[f](l, m). \end{aligned} \quad (11)$$

Thus, the target function $g(u)$ is reconstructed via the ISHT (Equation 2):

$$g(u) = \text{ISHT}(G_\theta(l) \cdot \text{SHT}[f](l, m)), \quad (12)$$

where $G_\theta(l)$ denote the learnable spectral weights parameterized by the neural operator. This consistency with SFNOs verifies the feasibility of this framework of **designable Green’s function**.

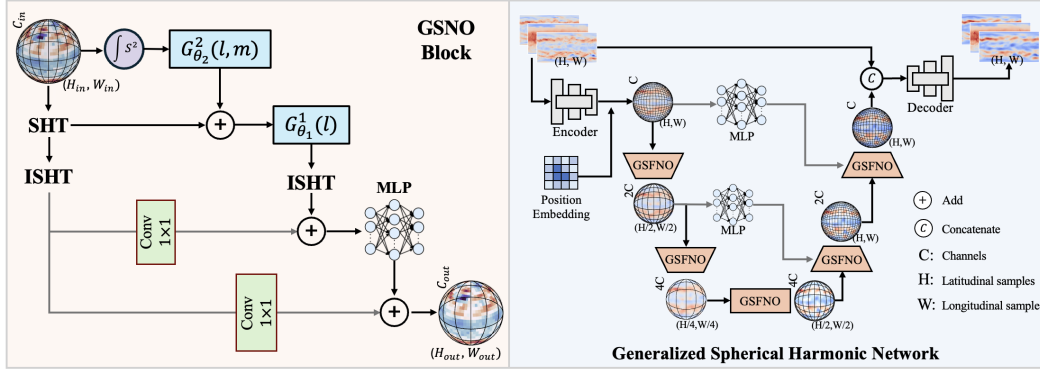


Figure 2: The proposed GSNO block (left) and the architecture of GSHNet (right). SHT and ISHT represent spherical harmonic transformation and inverse transformation. Multi-layer perceptrons (MLPs) and two convolutional layers are used for channel interaction.

Spherical Harmonic Extension. The above derivation relies on spherical convolution theorem. To extend, we propose to parse neural operators entirely from spherical harmonics and present a derivation based on the harmonic extension of Green’s function. Under the square integrability assumption (Groemer, 1996), Green’s function is extended as:

$$G(u) = \sum_{l=0}^{\infty} \sum_{m=-l}^l \text{SHT}[G](l, m) Y_l^m(u). \quad (13)$$

Therefore, the designable form of the Green’s function $G(u, R)$ is naturally extended to harmonic domain without disrupting spherical geometry. Substituting into the definition of $g(u)$, we derive the SHT of target as follows:

$$\begin{aligned} \text{SHT}[g(u)](l, m) &= \int_{SO(3)} f(Rn) \left(\int_{S^2} G(R^{-1}u) \overline{Y_l^m(u)} du \right) dR \\ &= \int_{SO(3)} f(Rn) \left(\int_{S^2} \sum_{|m'| \leq l'} \text{SHT}[G](l', m') Y_{l'}^{m'}(R^{-1}u) \overline{Y_l^m(u)} du \right) dR \\ &= 2\pi \sqrt{\frac{4\pi}{2l+1}} \cdot \text{SHT}[G](l, 0) \cdot \text{SHT}[f](l, m). \end{aligned} \quad (14)$$

Key derivation steps are detailed in Appendix B.1. Note that the derived result is also consistent with the outcome obtained from Equation 11 (the target $(g(u))$ follows Equation 12).

Therefore, this section presents a novel framework to simulate different systems based on designable Green’s functions, deriving the corresponding system kernels, called **Green’s Function Formula-tion**, shown in the Figure 1. Equation (11) and (14) are both the solution derived from the relative-position dependent Green’s function, demonstrating two designable or scalable forms of Green’s function: $G(R^{-1}u)$ and its spherical harmonic extension.

4.2 GREEN’S-FUNCTION SPHERICAL NEURAL OPERATOR

Spherical spectral convolutions assume the Green’s function depends solely on the relative position $R^{-1}u$ through rotational equivariance ($G(R, u) = G(R^{-1}u)$). However, this strong assumption ignores the applicability to real-world position-dependent geophysical settings characterized by anisotropy (Van Essen et al., 2013), local heterogeneity (e.g., seismic faults or mantle plumes), and non-periodic boundary conditions (Lucarini & Chekroun, 2024). To address this limitation, the Green’s function is designed by combining the relative and absolute position-dependent terms. This enables modeling of invariant physical properties without sacrificing the efficiency of spectral-

domain computation. We define the extended Green’s function hypothesis as:

$$\begin{aligned}
G(R, u) &= \sum_{l', m'} \text{SHT}[G_1]_{l'}^{m'} [Y_{l'}^{m'}(R^{-1}u) + \text{bias}(u)] \\
&= \sum_{l', m'} \text{SHT}[G_1]_{l'}^{m'} [Y_{l'}^{m'}(R^{-1}u) + \text{SHT}[G_2]_{l'}^{m'} Y_{l'}^{m'}(u)] \\
&= \underbrace{\sum_{l', m'} \text{SHT}[G_1]_{l'}^{m'} Y_{l'}^{m'}(R^{-1}u)}_{\text{Original Term } (\mathcal{T}_{\text{orig}})} + \underbrace{\sum_{l', m'} \text{SHT}[G_1]_{l'}^{m'} \text{SHT}[G_2]_{l'}^{m'} Y_{l'}^{m'}(u)}_{\text{Correction Term } (\mathcal{T}_{\text{corr}})}. \quad (15)
\end{aligned}$$

The total operator thus comprises two components: $\mathcal{T}_{\text{orig}}$ is the original equivariant term, preserving the rotational equivariant characteristics, while $\mathcal{T}_{\text{corr}}$, a novel, learnable, non-equivariant term that captures spatial constraints and heterogeneities, models complex constraint conditions. Based on this formulation, the SHT result of target $g(u)$ is:

$$\text{SHT}[g(u)](l, m) = \underbrace{\text{SHT}[(f * \mathcal{T}_{\text{orig}})](l, m)}_{\text{I}(\mathcal{T}_{\text{orig}})} + \underbrace{\text{SHT}[(f * \mathcal{T}_{\text{corr}})](l, m)}_{\text{I}(\mathcal{T}_{\text{corr}})}. \quad (16)$$

Following the derivation in Sec. 4.1, the equivariant component is:

$$\begin{aligned}
\text{I}(\mathcal{T}_{\text{orig}}) &= 2\pi \sqrt{\frac{4\pi}{2l+1}} \cdot \text{SHT}[G_1](l, 0) \cdot \text{SHT}[f](l, m) \\
&= G_{\theta_1}^1(l) \cdot \text{SHT}[f](l, m). \quad (17)
\end{aligned}$$

For the correction term:

$$\begin{aligned}
\text{I}(\mathcal{T}_{\text{corr}}) &= \int_{SO(3)} f(Rn) \left(\int_{S^2} \left[\sum_{l', m'} \text{SHT}[G_1]_{l'}^{m'} \text{SHT}[G_2]_{l'}^{m'} Y_{l'}^{m'}(u) \right] \overline{Y_l^m(u)} du \right) dR \\
&= \text{SHT}[G_1](l, m) \text{SHT}[G_2](l, m) \int_{SO(3)} f(Rn) dR \\
&= G_{\theta_1}^1(l, m) \cdot C_f \cdot G_{\theta_2}^2(l, m), \quad (18)
\end{aligned}$$

where C_f is the spherical integral of the input function ($f(u)$). The original term $\text{I}(\mathcal{T}_{\text{orig}})$ and the correction term $\text{I}(\mathcal{T}_{\text{corr}})$ share $G_{\theta_1}^1(l)$, and to reduce parameter redundancy between $G_{\theta_1}^1(l, m)$ and $G_{\theta_2}^2(l, m)$ and high computational efficiency, we simplify Equation 18 to:

$$\text{I}(\mathcal{T}_{\text{corr}}) = G_{\theta_1}^1(l) \cdot C_f \cdot G_{\theta_2}^2(l, m). \quad (19)$$

Combining both components $\text{I}(\mathcal{T}_{\text{orig}})$ and $\text{I}(\mathcal{T}_{\text{corr}})$, the final output is:

$$\begin{aligned}
g(u) &= \text{ISHT}[\text{I}(\mathcal{T}_{\text{orig}}) + \text{I}(\mathcal{T}_{\text{corr}})] \\
&= \text{ISHT}[G_{\theta_1}^1(l) \cdot (\text{SHT}[f](l, m) + C_f \cdot G_{\theta_2}^2(l, m))]. \quad (20)
\end{aligned}$$

The parameter quantity of $G_{\theta_1}^1(l)$ is much larger than that of $G_{\theta_2}^2(l, m)$ in applications because $G_{\theta_1}^1(l)$, as the outer main weight, needs to represent cross-channel interaction, while $G_{\theta_2}^2(l, m)$, as the inner biased weight of the same shape as $\text{SHT}[f](l, m)$, has no interaction requirement with C_f .

Based on Equation 20, GSNO block is designed (Figure 2, left). The input spherical feature f is first transformed into spherical harmonic coefficients through SHT. In parallel, the spherical integral C_f of input f is used to modulate the kernel $G_{\theta_2}^2(l, m)$ to obtain the complete correction term. Then, the sum of the spherical harmonic coefficient and the correction term undergo a generalized multiplication of the tensor contraction with $G_{\theta_1}^1(l)$ to obtain the transformed spherical harmonic coefficient, which is finally converted to the spherical characteristics of the transformed output g through ISHT. Thus, the complex transformations and parameter learning in the spherical space are transformed into simple operations in the frequency domain. To further enhance nonlinear modeling, we apply a multi-layer perceptron (MLP) with two 1×1 convolutional layers and GELU activation

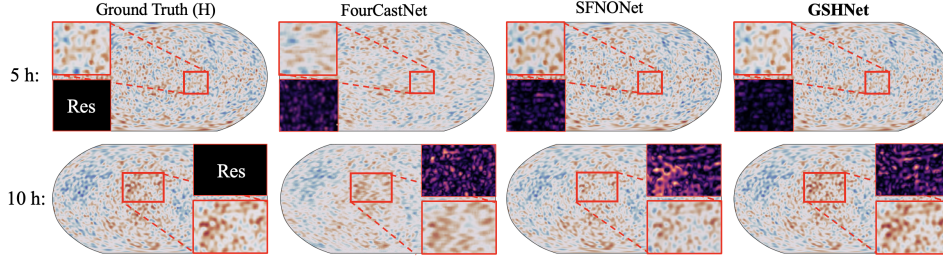


Figure 3: Predicted geopotential height (H) at 5h and 10h from different methods. Zoom in and provide the residual (Res) to the ground truth for clarity (darker is better).

Table 1: $\text{MRE}_{\downarrow} (\times 10^{-3})$ on SSWE of 3 test variables and their means at 5h and 10h across models. Bold indicates best performance. H, V and D are variables on SSWE tasks.

Method	MRE at 5 h				MRE at 10 h			
	H	V	D	Average	H	V	D	Average
ClimaX (Nguyen et al., 2023)	5.27 ± 0.16	222 ± 9.00	1000 ± 0.13	409 ± 3.00	5.87 ± 0.19	324 ± 11.7	1000 ± 0.18	443 ± 3.90
FourCastNet (Pathak et al., 2022)	3.40 ± 0.12	187 ± 4.86	716 ± 7.69	302 ± 2.99	3.56 ± 0.08	319 ± 6.15	737 ± 8.95	353 ± 3.45
SFNO Net (Bonev et al., 2023)	1.39 ± 0.07	145 ± 11.1	295 ± 8.87	147 ± 4.89	1.68 ± 0.12	229 ± 15.6	353 ± 13.5	195 ± 6.86
GSHNet (Ours)	1.26 ± 0.07	134 ± 9.30	273 ± 5.91	136 ± 3.73	1.49 ± 0.09	201 ± 11.9	326 ± 12.1	176 ± 5.71

function for channel interaction. Two additional light-weight convolutional layers are used for linear interaction, channel transformation, and skip connections (residuals).

GSNO combines equivariant symmetry (G_1) and invariant responses (G_2), enabling simultaneous modeling of real non-equivariant systems. Specifically, G_1 encodes more dynamic features, G_2 explicitly encodes systematic and more stable constraints, including local non-uniformity and boundary constraints (*e.g.*, anisotropic elasticity tensors, molecular diffusion, weather prediction affected by terrain) while avoiding influence on the feature representation relying on rotation equivariance by sufficient parameter learning. In addition, GSNO maintains high computational efficiency and low parameters as SFNO. In summary, GSNO generalizes spherical operators by relaxing the strict $SO(3)$ equivariance flexibly, allowing real-world modeling without disrupting spherical geometry.

4.3 GENERALIZED SPHERICAL HARMONIC NEURAL OPERATOR NETWORK

While spectral convolution excels in capturing global dependencies, it is limited in multi-scale modeling. Building on GSNO, we propose a multi-scale spherical harmonic network, GSHNet (Figure 2 right). GSHNet adopts a U-Net structure (Zhao et al., 2019; 2021; Hu et al., 2025) for expansion and compression of spatial and channel, and incorporates position encoding to enhance global modeling. As a core component, the GSNO block performs scale transformation of the spatial and spectral domains based on SHT and ISHT, and channel transformation via MLP. Specifically, we achieve scale transformation by modifying the number of sampling points along θ (latitude) and ϕ (longitude) in Equation 2 and the degree l in Equation 1, which avoids distortions caused by traditional up- and down-sampling. The downsampling blocks reduce the sampling points and enhance feature expression through MLP, thereby realizing the abstraction of large-scale features. The upsampling restores higher-frequency content, with skip connections providing direct access to high-resolution information. This design allows GSHNet to capture multi-scale interaction via geometric up- and down-sampling on the sphere (details in Appendix B.2).

5 EXPERIMENTS

We compare GSNO and GSHNet to other state-of-the-art methods under identical experimental setup and configuration (Liu et al., 2024), *e.g.*, Transformer-based ClimaX (Nguyen et al., 2023), FNO-based FourCastNet (Pathak et al., 2022), and SFNO-based SFNO Net (Bonev et al., 2023) (detailed in Appendix C.1). The models are compared on diffusion magnetic resonance imaging (dMRI) modeling and two autoregressive spherical datasets. We also conduct ablation experiments to further




Figure 4: Predicted V600 samples of different methods. Each image set shows the main prediction (left), a zoomed-in region (top-right), and the residual (Res) to the ground truth (bottom-right, darker is better). The performance is evaluated using $\text{ACC}(\times 10^{-2})/\text{MSE}(\times 10^{-2})$.

verify the effectiveness of the proposed GSNO block and GSHNet structure. All experiments are implemented through PyTorch on 16GB A5000 GPUs.

5.1 SPHERICAL SHALLOW WATER EQUATIONS

Spherical Shallow Water Equations (SSWE) form a nonlinear hyperbolic PDEs system that model the motion of thin-layer fluids on a rotating sphere. The core underlying assumption is the shallow water approximation, where the vertical scale of the fluid layer is much smaller than the horizontal scale (Bonev et al., 2018). Following (Bonev et al., 2018; 2023), we generate the SSWE simulation using a classical spectral solver (Giraldo, 2001). This dataset is well-suited to verify our model due to its spherical geometric characteristics (Appendix C.2, spatial resolution of 256×512 , time step of 60s, 3 channel dimensions: geopotential height (H), vorticity (V), and divergence (D)). All comparisons use the identical dataset and setting: 50 epochs containing 256 samples each, batch size of 16, Adam optimizer with learning rate of 1×10^{-3} , and spherical weighted mean relative loss (details in Appendix C.1). Models are tested on the dataset generated from 50 initial conditions (50 samples) and evaluated using MRE for each variable. The results (Table 1) show that our method achieves the best performance on all variables and time scales, where the average increase is 7.5% at 5h and 9.7% at 10h. Besides, we conduct additional verifications at different resolution (128×256) and the results are summarized in the Table 6 in Appendix. For predicting geopotential height (Figure 3), SFNO and FourCastNet show more errors in the zoomed-in region, compared to our model. ClimaX is not presented due to its poor results.

5.2 WEATHER FORECASTING

To further assess the performance of our methods, we utilize WeatherBench (Rasp et al., 2020), a widely used autoregressive global weather prediction benchmark that offers data at multiple spatial resolutions. We select the dataset with a spatial resolution of 5.625° (32×64) and a temporal resolution of 1 hour for evaluation. The training period spans 1979-2015, validation is conducted on data from 2016, and testing covers 2017-2018. The full dataset includes 24 meteorological variables, and we select six key variables as prediction targets (Liu et al., 2024) (details in Appendix C.3). All models are under the same settings: batch size 128, 50 epochs, loss function of MRE, Adam optimizer with learning rate of 4×10^{-4} . To evaluate multi-scale forecasting ability, we perform prediction at 24, 72, 120 autoregressive steps. Performance is measured using anomaly correlation coefficient (ACC) and latitude-weighted mean square error (MSE) (Nguyen et al., 2023) (details in Appendix C.3), reported in Table 2 and 8 (details in Appendix C.3). Besides, we conduct additional verifications at different resolution (64×128) and the results are summarized in the Table 6 in Appendix. Our method achieves the best results on all variables and time scales, especially in the predictions for the third and fifth days. The wind velocity predictions (V600) and their residual plots (darker plots are better) also demonstrate the accuracy and stability of our method in Figure 4.

To further evaluate superiority of the spectral kernel $G_{\theta_2}^2(l, m)$ in GSNO, we construct extra operator comparison experiments, with all other architectures and settings identical for fair comparison. The results in the Table 3 clearly demonstrate that our GSNO consistently and significantly outperforms




Figure 5: Predicted dMRI fiber orientation distribution samples of different methods in the same region of cingulate gyrus. Zoom in for clarity and the fibers at the same position have the same visualization perspective for clear fiber orientation and density comparison.

Table 2: ACC \uparrow (in %) on WeatherBench for six variables and their average at 1, 3, and 5 days. Rows grouped by forecast horizon. **Bold** indicates best performance in each row group. Gray blocks indicate the ablation experiments.

Method	Operator	Params	Prediction Variables						Average
			2T	10U	10V	U600	V600	T600	
1 Day Forecast									
Climax (Nguyen et al., 2023)	-	5.4 M	96.2 ± 2.01	91.7 ± 0.67	91.4 ± 0.75	92.5 ± 0.67	90.4 ± 0.82	96.2 ± 1.38	93.1 ± 0.47
FourCastNet (Pathak et al., 2022)	FNO	5.3 M	96.0 ± 2.12	90.5 ± 0.75	90.0 ± 0.85	91.9 ± 0.78	90.1 ± 0.95	95.5 ± 1.62	92.3 ± 0.52
SFNONet (Bonev et al., 2023)	SFNO	5.3 M	95.2 ± 2.53	81.7 ± 1.81	82.1 ± 1.78	86.4 ± 1.50	84.0 ± 2.02	94.1 ± 2.39	87.3 ± 0.83
GSHNet (Ours)	GSNO	4.0 M	96.8 ± 2.00	88.3 ± 1.12	88.5 ± 1.10	90.1 ± 1.07	89.3 ± 1.29	96.0 ± 1.78	91.5 ± 0.59
SFNONet (Bonev et al., 2023)	GSNO	5.5 M	95.6 ± 2.37	84.3 ± 1.62	84.1 ± 1.70	87.6 ± 1.35	85.8 ± 1.66	94.7 ± 2.21	88.7 ± 0.76
GSHNet	SFNO	3.7 M	96.0 ± 2.21	86.9 ± 1.47	85.8 ± 1.50	88.3 ± 1.29	86.9 ± 1.42	95.3 ± 1.92	89.9 ± 0.68
3 Day Forecast									
Climax (Nguyen et al., 2023)	-	5.4 M	90.0 ± 5.69	58.1 ± 5.08	56.3 ± 5.12	66.8 ± 4.62	57.5 ± 5.30	83.4 ± 8.04	68.7 ± 2.35
FourCastNet (Pathak et al., 2022)	FNO	5.3 M	88.7 ± 6.59	56.3 ± 4.83	54.4 ± 4.72	66.0 ± 4.40	55.2 ± 5.40	81.8 ± 8.49	67.1 ± 2.41
SFNONet (Bonev et al., 2023)	SFNO	5.3 M	90.9 ± 5.32	58.0 ± 5.39	55.2 ± 5.28	67.2 ± 4.59	57.8 ± 5.66	83.4 ± 8.30	68.8 ± 2.40
GSHNet (Ours)	GSNO	4.0 M	92.5 ± 4.63	61.7 ± 4.68	60.8 ± 4.72	70.2 ± 4.21	63.6 ± 5.01	85.8 ± 7.46	72.4 ± 2.13
SFNONet (Bonev et al., 2023)	GSNO	5.5 M	91.4 ± 4.97	59.8 ± 5.03	58.7 ± 4.95	68.4 ± 4.42	60.1 ± 5.40	84.3 ± 7.92	70.5 ± 2.27
GSHNet	SFNO	3.7 M	91.8 ± 4.82	60.6 ± 4.90	57.2 ± 5.06	68.7 ± 4.44	61.0 ± 5.22	84.6 ± 7.85	70.7 ± 2.24
5 Day Forecast									
Climax (Nguyen et al., 2023)	-	5.4 M	84.0 ± 9.63	28.2 ± 9.35	21.3 ± 8.23	35.7 ± 10.0	14.2 ± 8.57	66.3 ± 18.4	41.6 ± 4.59
FourCastNet (Pathak et al., 2022)	FNO	5.3 M	83.0 ± 11.3	29.2 ± 8.68	22.5 ± 7.50	36.2 ± 10.5	13.8 ± 6.47	64.5 ± 19.9	41.5 ± 4.74
SFNONet (Bonev et al., 2023)	SFNO	5.3 M	86.9 ± 7.76	35.8 ± 8.74	29.5 ± 9.28	45.3 ± 9.33	26.5 ± 9.47	71.2 ± 16.0	49.2 ± 4.27
GSHNet (Ours)	GSNO	4.0 M	88.2 ± 7.21	40.3 ± 8.32	35.2 ± 8.37	47.7 ± 8.71	30.7 ± 9.29	73.0 ± 14.8	52.5 ± 3.99
SFNONet (Bonev et al., 2023)	GSNO	5.5 M	87.7 ± 7.68	38.6 ± 8.46	33.5 ± 8.72	47.1 ± 8.92	28.9 ± 9.35	72.1 ± 15.3	51.3 ± 4.11
GSHNet	SFNO	3.7 M	87.9 ± 7.40	38.2 ± 8.62	32.3 ± 8.85	46.3 ± 9.11	28.5 ± 9.36	72.4 ± 15.1	50.9 ± 4.10

the SFNOs with higher capacity and spatial position-encoding SNO ($G_\theta(x, y)$) across all forecast lead times (details in Appendix C.3).

5.3 DIFFUSION MRI MODELLING OF BRAIN MICROSTRUCTURE

Modeling brain microstructure with diffusion MRI is challenging due to sparse, anisotropic measurements across spherical shells (Van Essen et al., 2013; Jeurissen et al., 2014; Zeng et al., 2022); We choose dMRI-based Fiber Orientation Distribution (FOD) angular super-resolution (Zeng et al., 2022; Snoussi & Karimi, 2025) as the specific task for evaluating model performance on anisotropic system; see Appendix C.4 for challenge, motivation and preprocessing details. To further verify GSNO, we adopt the same architecture as FODNet (Zeng et al., 2022), only changing the convolutional layers, adapting it to SFNOs to obtain *FOD-SFNO*, and GSNOs to obtain *FOD-GSNO*. ACC is used for evaluation, which stands for Angular Correlation Coefficient, a standard metric for measuring the angular similarity between two spherical functions (Zeng et al., 2022). The results in Table 4 show that GSNO consistently outperforms other models, demonstrating strong generalization under irregular sampling and data sparsity. Figure 5 shows the region of interest taken from the cingulate gyrus. Compared with the obviously false positive predictions by other methods, the proposed GSNO achieves better prediction of fiber orientation and density.

5.4 ABLATION EXPERIMENTS AND COMPUTATIONAL COSTS

To further evaluate the contributions of GSNO and GSHNet, we conduct ablation studies to replace the GSNO block with a classic SFNO block in the GSHNet or replace the classic SFNO block with

Table 3: Performance comparison of different spherical operator models. Bold is the best result.

Models	Channel	Parameters	Training Time	ACC \uparrow at 24 h	ACC \uparrow at 72 h	ACC \uparrow at 120 h
SFNO	64	3.69 M	981 s	89.9%	70.7%	50.9%
SFNO with 80 Channels	80	5.76 M	1138 s	89.7%	70.6%	51.0%
SFNO with 96 Channels	96	8.30 M	1267 s	89.6%	70.2%	50.7%
Spatial Position-embedding SNO	64	4.31 M	1037 s	90.1%	70.5%	50.3%
GSNO (ours)	64	4.00 M	1024 s	91.5%	72.4%	52.5%

Table 4: Performance comparison on HCP dataset (ACC \uparrow). Bold represents the best result.

Methods	SSMT-CSD (Khan et al., 2020)	FOD-Net (Zeng et al., 2022)	FOD-SFNO (Bonev et al., 2023)	ESCNN (Snoussi & Karimi, 2025)	FOD-GSNO (Ours)
Parameters	–	19.44 M	1.15 M	1.47 M	1.21 M
White matter	0.7523 \pm 0.0256	0.8858 \pm 0.0138	0.8995 \pm 0.0151	0.9006 \pm 0.0142	0.9083 \pm 0.0140
Whole brain	0.6640 \pm 0.0145	0.8250 \pm 0.0159	0.8334 \pm 0.0154	0.8362 \pm 0.0162	0.8517 \pm 0.0139

GSNO in the SFNONet, leading to performance degradation across all variables and time horizons (Table 2 and 8 (Appendix C.3)). This confirms the effectiveness of GSNO and the multi-scale architecture of GSHNet. Further, we observe more pronounced performance gains from GSNO blocks in longer-term predictions, suggesting that GSNO plays an increasingly important role in modelling long-range dynamics. To demonstrate the efficiency comparison, we provide the parameters of different models in Table 2. Detailed computational costs are in Appendix C.6.

We provide extra ablation experiments and interpretability analysis of the original term and correction term in our proposed GSNO on weather prediction (details in Appendix C.5). As shown in the Figure 6 and Table 11, even if $I(\mathcal{T}_{\text{orig}})$ term is frozen, using only $I(\mathcal{T}_{\text{corr}})$ term clearly outlines the temperature distribution framework linked to the Earth’s topography, distinguishing the persistent low temperatures at the poles from the high-temperature pattern in regions like the equator. This explicitly demonstrates the effective representation of the $I(\mathcal{T}_{\text{corr}})$ for the topography constraints.

6 CONCLUSION

We have introduced a rigorous theoretical framework for spherical neural operators, grounded in the formulation of **designable Green’s function** on the sphere, and extended to the spherical harmonic domain. This framework establishes the foundation for our proposed **Green’s Function Formulation**, which enabled the principled incorporation of complex constraints on spherical operator learning. Building on this framework, we design an absolute and relative position-dependent Green’s function, yielding a novel spherical learning method that captures complex physical constraints for asymmetric conditions and localized phenomena. The proposed formulation leads to GSNO, designed to handle a broader range of real-world scenarios. Further, we design a multi-scale

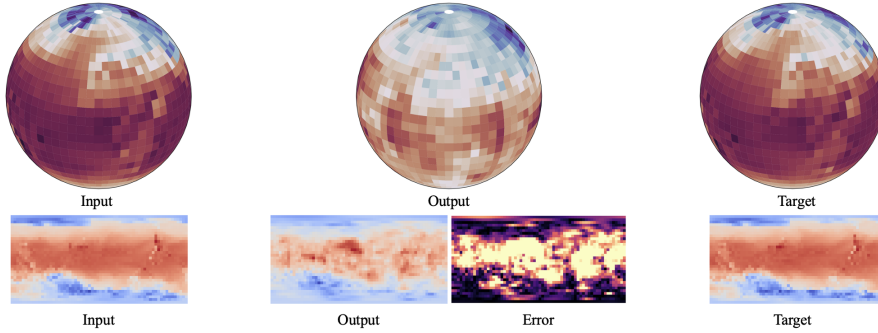


Figure 6: Predicted temperature field at 2m from the earth surface of GSNO w/o $I(\mathcal{T}_{\text{orig}})$. Provide the residual (error) to the ground truth for clarity (darker is better).

architecture, GSHNet, incorporating geometrically adaptive up-and-down sampling to enhance interactions across resolutions on the sphere. Both theoretical derivation and extensive experiments consistently demonstrate the superiority of our approaches over other state-of-the-art methods.

REFERENCES

- Abdolmehdi Behroozi, Chaopeng Shen, and Daniel Kifer. Sensitivity-constrained fourier neural operators for forward and inverse problems in parametric differential equations. In *The Thirteenth International Conference on Learning Representations*, 2025.
- Kaushik Bhattacharya, Bamdad Hosseini, Nikola B Kovachki, and Andrew M Stuart. Model reduction and neural networks for parametric pdes. *The SMAI journal of computational mathematics*, 7:121–157, 2021.
- Boris Bonev, Jan S Hesthaven, Francis X Giraldo, and Michal A Kopera. Discontinuous galerkin scheme for the spherical shallow water equations with applications to tsunami modeling and prediction. *Journal of Computational Physics*, 362:425–448, 2018.
- Boris Bonev, Thorsten Kurth, Christian Hundt, Jaideep Pathak, Maximilian Baust, Karthik Kashinath, and Anima Anandkumar. Spherical fourier neural operators: Learning stable dynamics on the sphere. In *International conference on machine learning*, pp. 2806–2823. PMLR, 2023.
- Michael M Bronstein, Joan Bruna, Taco Cohen, and Petar Veličković. Geometric deep learning: Grids, groups, graphs, geodesics, and gauges. *arXiv preprint arXiv:2104.13478*, 2021.
- Gengxiang Chen, Xu Liu, Yingguang Li, Qinglu Meng, and Lu Chen. Laplace neural operator for complex geometries. *arXiv preprint arXiv:2302.08166*, 2023.
- Taco Cohen and Max Welling. Group equivariant convolutional networks. In *International conference on machine learning*, pp. 2990–2999. PMLR, 2016.
- Taco S Cohen, Mario Geiger, Jonas Köhler, and Max Welling. Spherical cnns. *arXiv preprint arXiv:1801.10130*, 2018.
- James R Driscoll and Dennis M Healy. Computing fourier transforms and convolutions on the 2-sphere. *Advances in applied mathematics*, 15(2):202–250, 1994.
- Alexandre Agm Duval, Victor Schmidt, Alex Hernández-García, Santiago Miret, Fragkiskos D Malliaros, Yoshua Bengio, and David Rolnick. Faenet: Frame averaging equivariant gnn for materials modeling. In *International Conference on Machine Learning*, pp. 9013–9033. PMLR, 2023.
- Alan Robert Edmonds. *Angular momentum in quantum mechanics*, volume 4. Princeton university press, 1996.
- Marc Finzi, Gregory Benton, and Andrew G Wilson. Residual pathway priors for soft equivariance constraints. *Advances in Neural Information Processing Systems*, 34:30037–30049, 2021.
- Francis X Giraldo. A spectral element shallow water model on spherical geodesic grids. *International Journal for Numerical Methods in Fluids*, 35(8):869–901, 2001.
- Helmut Groemer. *Geometric applications of Fourier series and spherical harmonics*, volume 61. Cambridge University Press, 1996.
- Jiaqi Han, Yu Rong, Tingyang Xu, and Wenbing Huang. Geometrically equivariant graph neural networks: A survey. *arXiv preprint arXiv:2202.07230*, 2022.
- Yifan Hu, Fukang Yin, Weimin Zhang, Kaijun Ren, Junqiang Song, Kefeng Deng, and Di Zhang. Spherical multigrid neural operator for improving autoregressive global weather forecasting. *Scientific Reports*, 15(1):11522, 2025.
- Wenbing Huang, Jiaqi Han, Yu Rong, Tingyang Xu, Fuchun Sun, and Junzhou Huang. Equivariant graph mechanics networks with constraints. *arXiv preprint arXiv:2203.06442*, 2022.
- Ben Jeurissen, Jacques-Donald Tournier, Thijs Dhollander, Alan Connelly, and Jan Sijbers. Multi-tissue constrained spherical deconvolution for improved analysis of multi-shell diffusion mri data. *NeuroImage*, 103:411–426, 2014.

-
- Tero Karras, Miika Aittala, Samuli Laine, Erik Härkönen, Janne Hellsten, Jaakko Lehtinen, and Timo Aila. Alias-free generative adversarial networks. *Advances in neural information processing systems*, 34:852–863, 2021.
- Wasim Khan, Natalia Egorova, Mohamed Salah Khelif, Remika Mito, Thijs Dholander, and Amy Brodtmann. Three-tissue compositional analysis reveals in-vivo microstructural heterogeneity of white matter hyperintensities following stroke. *Neuroimage*, 218:116869, 2020.
- Nikola B Kovachki, Samuel Lanthaler, and Andrew M Stuart. Operator learning: Algorithms and analysis. *Handbook of Numerical Analysis*, 25:419–467, 2024.
- Zewen Li, Fan Liu, Wenjie Yang, Shouheng Peng, and Jun Zhou. A survey of convolutional neural networks: analysis, applications, and prospects. *IEEE transactions on neural networks and learning systems*, 33(12):6999–7019, 2021.
- Zongyi Li, Nikola Kovachki, Kamyar Azizzadenesheli, Burigede Liu, Kaushik Bhattacharya, Andrew Stuart, and Anima Anandkumar. Fourier neural operator for parametric partial differential equations. *arXiv preprint arXiv:2010.08895*, 2020a.
- Zongyi Li, Nikola Kovachki, Kamyar Azizzadenesheli, Burigede Liu, Kaushik Bhattacharya, Andrew Stuart, and Anima Anandkumar. Neural operator: Graph kernel network for partial differential equations. *arXiv preprint arXiv:2003.03485*, 2020b.
- Zongyi Li, Nikola Kovachki, Kamyar Azizzadenesheli, Burigede Liu, Andrew Stuart, Kaushik Bhattacharya, and Anima Anandkumar. Multipole graph neural operator for parametric partial differential equations. *Advances in Neural Information Processing Systems*, 33:6755–6766, 2020c.
- Zongyi Li, Hongkai Zheng, Nikola Kovachki, David Jin, Haoxuan Chen, Burigede Liu, Kamyar Azizzadenesheli, and Anima Anandkumar. Physics-informed neural operator for learning partial differential equations. *ACM/IMS Journal of Data Science*, 1(3):1–27, 2024.
- Aoming Liang, Zhaoyang Mu, Pengxiao Lin, Cong Wang, Mingming Ge, Ling Shao, Dixia Fan, and Hao Tang. m^2m : Learning controllable multi of experts and multi-scale operators are the partial differential equations need. *arXiv preprint arXiv:2410.11617*, 2024.
- Kenghong Lin, Xutao Li, Yunming Ye, Shanshan Feng, Baoquan Zhang, Guangning Xu, and Ziyi Wang. Spherical neural operator network for global weather prediction. *IEEE Transactions on Circuits and Systems for Video Technology*, 34(6):4899–4913, 2023.
- CC Liu, K Hsu, MS Peng, DS Chen, PL Chang, LF Hsiao, et al. Evaluation of five global ai models for predicting weather in eastern asia and western pacific. *npj climate and atmospheric science*, 7(1), 221, 2024.
- Chaoyu Liu, Davide Murari, Chris Budd, Lihao Liu, and Carola-Bibiane Schönlieb. Enhancing fourier neural operators with local spatial features. *arXiv preprint arXiv:2503.17797*, 2025.
- Miguel Liu-Schiaffini, Julius Berner, Boris Bonev, Thorsten Kurth, Kamyar Azizzadenesheli, and Anima Anandkumar. Neural operators with localized integral and differential kernels. *arXiv preprint arXiv:2402.16845*, 2024.
- Lu Lu, Pengzhan Jin, and George Em Karniadakis. Deeponet: Learning nonlinear operators for identifying differential equations based on the universal approximation theorem of operators. *arXiv preprint arXiv:1910.03193*, 2019.
- Lu Lu, Pengzhan Jin, Guofei Pang, Zhongqiang Zhang, and George Em Karniadakis. Learning nonlinear operators via deeponet based on the universal approximation theorem of operators. *Nature machine intelligence*, 3(3):218–229, 2021.
- Valerio Lucarini and Mickaël D Chekroun. Detecting and attributing change in climate and complex systems: Foundations, green’s functions, and nonlinear fingerprints. *Physical Review Letters*, 133(24):244201, 2024.

-
- Björn Lütjens, Catherine H Crawford, Campbell D Watson, Christopher Hill, and Dava Newman. Multiscale neural operator: Learning fast and grid-independent pde solvers. *arXiv preprint arXiv:2207.11417*, 2022.
- Ankur Mahesh, William Collins, Boris Bonev, Noah Brenowitz, Yair Cohen, Joshua Elms, Peter Harrington, Karthik Kashinath, Thorsten Kurth, Joshua North, et al. Huge ensembles part i: Design of ensemble weather forecasts using spherical fourier neural operators. *arXiv preprint arXiv:2408.03100*, 2024a.
- Ankur Mahesh, William Collins, Boris Bonev, Noah Brenowitz, Yair Cohen, Peter Harrington, Karthik Kashinath, Thorsten Kurth, Joshua North, Travis OBrien, et al. Huge ensembles part ii: Properties of a huge ensemble of hindcasts generated with spherical fourier neural operators. *arXiv preprint arXiv:2408.01581*, 2024b.
- Claus Müller. *Spherical harmonics*, volume 17. Springer, 2006.
- Tung Nguyen, Johannes Brandstetter, Ashish Kapoor, Jayesh K Gupta, and Aditya Grover. Climax: A foundation model for weather and climate. *arXiv preprint arXiv:2301.10343*, 2023.
- Jeremy Ocampo, Matthew A Price, and Jason D McEwen. Scalable and equivariant spherical cnns by discrete-continuous (disco) convolutions. *arXiv preprint arXiv:2209.13603*, 2022.
- Jaideep Pathak, Shashank Subramanian, Peter Harrington, Sanjeev Raja, Ashesh Chattopadhyay, Morteza Mardani, Thorsten Kurth, David Hall, Zongyi Li, Kamyar Azizzadenesheli, et al. Four-castnet: A global data-driven high-resolution weather model using adaptive fourier neural operators. *arXiv preprint arXiv:2202.11214*, 2022.
- Stefanos Pertigkiozoglou, Evangelos Chatzipantazis, Shubhendu Trivedi, and Kostas Daniilidis. Improving equivariant model training via constraint relaxation. *Advances in Neural Information Processing Systems*, 37:83497–83520, 2024.
- Md Ashiqur Rahman and Raymond A Yeh. Truly scale-equivariant deep nets with fourier layers. *Advances in Neural Information Processing Systems*, 36:6092–6104, 2023.
- Bogdan Raonic, Roberto Molinaro, Tobias Rohner, Siddhartha Mishra, and Emmanuel de Bezenac. Convolutional neural operators. In *ICLR 2023 workshop on physics for machine learning*, 2023.
- Stephan Rasp, Peter D Dueben, Sebastian Scher, Jonathan A Weyn, Soukayna Mouatadid, and Nils Thuerey. Weatherbench: a benchmark data set for data-driven weather forecasting. *Journal of Advances in Modeling Earth Systems*, 12(11):e2020MS002203, 2020.
- Olaf Ronneberger, Philipp Fischer, and Thomas Brox. U-Net: Convolutional networks for biomedical image segmentation. In *Medical Image Computing and Computer-Assisted Intervention*, pp. 234–241. Springer, 2015.
- Haykel Snoussi and Davood Karimi. Equivariant spherical cnns for accurate fiber orientation distribution estimation in neonatal diffusion mri with reduced acquisition time. *arXiv preprint arXiv:2504.01925*, 2025.
- Ivan Sosnovik, Artem Moskalev, and Arnold Smeulders. Disco: accurate discrete scale convolutions. *arXiv preprint arXiv:2106.02733*, 2021.
- David C Van Essen, Stephen M Smith, Deanna M Barch, Timothy EJ Behrens, Essa Yacoub, Kamil Ugurbil, Wu-Minn HCP Consortium, et al. The wu-minn human connectome project: an overview. *Neuroimage*, 80:62–79, 2013.
- Tan Wad, Qianru Sun, Sugiri Pranata, Karlekar Jayashree, and Hanwang Zhang. Equivariance and invariance inductive bias for learning from insufficient data. In *European Conference on Computer Vision*, pp. 241–258. Springer, 2022.
- Rui Wang, Robin Walters, and Rose Yu. Approximately equivariant networks for imperfectly symmetric dynamics. In *International Conference on Machine Learning*, pp. 23078–23091. PMLR, 2022.

-
- Yichong Xu, Tianjun Xiao, Jiaying Zhang, Kuiyuan Yang, and Zheng Zhang. Scale-invariant convolutional neural networks. *arXiv preprint arXiv:1411.6369*, 2014.
- Ximeng Ye, Hongyu Li, Peng Jiang, Tiejun Wang, and Guoliang Qin. Learning transient partial differential equations with local neural operators. *arXiv preprint arXiv:2203.08145*, 2022.
- Ximeng Ye, Hongyu Li, Jingjie Huang, and Guoliang Qin. On the locality of local neural operator in learning fluid dynamics. *arXiv preprint arXiv:2312.09820*, 2023.
- Zhilin You, Zhenli Xu, and Wei Cai. Mscalegno: Multi-scale fourier neural operator learning for oscillatory function spaces. *arXiv preprint arXiv:2412.20183*, 2024.
- Rui Zeng, Jinglei Lv, He Wang, Luping Zhou, Michael Barnett, Fernando Calamante, and Chenyu Wang. Fod-net: A deep learning method for fiber orientation distribution angular super resolution. *Medical Image Analysis*, 79:102431, 2022.
- Fenqiang Zhao, Shunren Xia, Zhengwang Wu, Dingna Duan, Li Wang, Weili Lin, John H Gilmore, Dinggang Shen, and Gang Li. Spherical u-net on cortical surfaces: methods and applications. In *International Conference on Information Processing in Medical Imaging*, pp. 855–866. Springer, 2019.
- Fenqiang Zhao, Zhengwang Wu, Li Wang, Weili Lin, John H Gilmore, Shunren Xia, Dinggang Shen, and Gang Li. Spherical deformable u-net: Application to cortical surface parcellation and development prediction. *IEEE transactions on medical imaging*, 40(4):1217–1228, 2021.
- Zinan Zheng, Yang Liu, Jia Li, Jianhua Yao, and Yu Rong. Relaxing continuous constraints of equivariant graph neural networks for broad physical dynamics learning. In *Proceedings of the 30th ACM SIGKDD Conference on Knowledge Discovery and Data Mining*, pp. 4548–4558, 2024.

A SPHERICAL CONVOLUTION THEOREM

A.1 PROPERTIES OF SPHERICAL HARMONICS

The explicit form of spherical harmonic function (Müller, 2006) is:

$$Y_l^m(\theta, \phi) = \sqrt{\frac{(2l+1)(l-m)!}{4\pi(l+m)!}} P_l^m(\cos \theta) e^{im\phi} \quad (21)$$

Spherical harmonic functions satisfy the orthonormality condition (Müller, 2006):

$$\int_{S^2} Y_l^m(\omega) \overline{Y_{l'}^{m'}(\omega)} d\omega = \delta_{ll'} \delta_{mm'}. \quad (22)$$

where δ is the Kronecker delta.

For subsequent analysis, we recall how the spherical harmonics transform under a rotation operation R from $SO(3)$. The rotation of the spherical harmonic function can be expressed as (Driscoll & Healy, 1994):

$$Y_l^m(R\omega) = \Lambda(R^{-1}) Y_l^m(\omega) = \sum_{|k| \leq l} D_{k,m}^{(l)}(R^{-1}) Y_l^k(\omega), \quad (23)$$

where $D_{k,m}^{(l)}$ denotes the Wigner D-matrix (Edmonds, 1996) and $\Lambda(R)$ represents the rotation operator acting on spherical functions. Taking the complex conjugate of Equation equation 23 yields:

$$\overline{Y_l^m(R\omega)} = \sum_{|k| \leq l} \overline{D_{k,m}^{(l)}(R^{-1})} \overline{Y_l^k(\omega)}. \quad (24)$$

A.2 INTERCHANGE OF INTEGRALS AND VARIABLE SUBSTITUTION

Interchange integral order after substituting the convolution definition into the spherical harmonic transform:

$$\begin{aligned} \text{SHT}[(f * h)](l, m) &= \int_{S^2} \left(\int_{SO(3)} f(Rn) h(R^{-1}\omega) dR \right) \overline{Y_l^m(\omega)} d\omega \\ &= \int_{SO(3)} f(Rn) \left(\int_{S^2} h(R^{-1}\omega) \overline{Y_l^m(\omega)} d\omega \right) dR. \end{aligned} \quad (25)$$

Let $\omega' = R^{-1}\omega$, then $\omega = R\omega'$ with $d\omega = d\omega'$ (measure preservation under rotation). The inner integral becomes:

$$\int_{S^2} h(\omega') \overline{Y_l^m(R\omega')} d\omega'. \quad (26)$$

Substituting the expansion from Equation equation 24:

$$\int_{S^2} h(\omega') \sum_{|k| \leq l} \overline{D_{k,m}^{(l)}(R^{-1})} \overline{Y_l^k(\omega')} d\omega' = \sum_{|k| \leq l} \overline{D_{k,m}^{(l)}(R^{-1})} \cdot \text{SHT}[h](l, k). \quad (27)$$

A.3 ORTHOGONALITY CONDITION SCREENING NON-ZERO TERMS

Substituting Equation equation 27 into Equation equation 25 gives:

$$\text{SHT}[(f * h)](l, m) = \sum_{|k| \leq l} \text{SHT}[h](l, k) \int_{SO(3)} f(Rn) \overline{D_{k,m}^{(l)}(R^{-1})} dR. \quad (28)$$

Parameterize $R \in SO(3)$ using Euler angles $R = u(\phi)a(\theta)u(\psi)$ (Driscoll & Healy, 1994), with inverse $R^{-1} = u(-\psi)a(-\theta)u(-\phi)$. The corresponding D-matrix is:

$$D_{k,m}^{(l)}(R^{-1}) = e^{ik\phi} d_{k,m}^{(l)}(\cos(\theta)) e^{im\psi}. \quad (29)$$

which d is the Wigner d -matrix (Edmonds, 1996). Then Taking the complex conjugate:

$$\overline{D_{k,m}^{(l)}(R^{-1})} = e^{-ik\phi} d_{k,m}^{(l)}(\cos(\theta)) e^{-im\psi}. \quad (30)$$

For any rotation $u(\psi)$ on the z -axis, substitute $R \rightarrow Ru(\psi)$. Due to right-invariance of the Haar measure dR (Driscoll & Healy, 1994), the remaining integral is adjusted to:

$$\begin{aligned} I &= \int_{SO(3)} f(Rn) \overline{D_{k,m}^{(l)}(R^{-1})} dR \\ &= \int_{SO(3)} f(Ru(\psi)n) \overline{D_{k,m}^{(l)}((Ru(\psi))^{-1})} dR \\ &= \int_{SO(3)} f(Ru(\psi)n) \overline{D_{k,m}^{(l)}(u(-\psi)R^{-1})} dR \\ &= \int_{SO(3)} f(Ru(\psi)n) e^{-ik\psi} \overline{D_{k,m}^{(l)}(R^{-1})} dR \\ &= e^{-ik\psi} \int_{SO(3)} f(Rn) \overline{D_{k,m}^{(l)}(R^{-1})} dR \\ &= e^{-ik\psi} I \end{aligned} \quad (31)$$

From the above equation:

$$I(1 - e^{-ik\psi}) = 0.$$

Therefore, if $k \neq 0$, choose ψ such that $1 - e^{-ik\psi} \neq 0$, forcing $I = 0$. The only nontrivial solution is $j = 0$, where $e^{-ik\psi} = 1$.

Therefore, **only the $k = 0$ term survives**. So the overall integral is simplified to:

$$\text{SHT}[(f * h)](l, m) = \text{SHT}[h](l, 0) \int_{SO(3)} f(Rn) \overline{D_{0,m}^{(l)}(R^{-1})} dR. \quad (32)$$

A.4 RELATIONSHIP BETWEEN D-MATRICES AND SPHERICAL HARMONICS

Because the unitary characteristic of the Wigner D -matrix (Driscoll & Healy, 1994), we can get the relationship between D -matrix and spherical Harmonic function:

$$\overline{D_{0,m}^{(l)}(R^{-1})} = D_{m,0}^{(l)}(R) = \sqrt{\frac{4\pi}{2l+1}} \overline{Y_l^m(\theta, \phi)} \quad (33)$$

A.5 COMPLETE PROOF OF SPHERICAL CONVOLUTION THEOREM

Based on all the above theories, the complete derivation process is as follows:

$$\begin{aligned} \text{SHT}[(f * h)](l, m) &= \int_{S^2} \left(\int_{SO(3)} f(Rn) h(R^{-1}\omega) dR \right) \overline{Y_l^m(\omega)} d\omega \\ &= \int_{SO(3)} f(Rn) \left(\int_{S^2} h(\omega) \overline{Y_l^m(R\omega)} d\omega \right) dR \\ &= \text{SHT}[h](l, 0) \int_{SO(3)} f(Rn) \overline{D_{0,m}^{(l)}(R^{-1})} dR \\ &= \text{SHT}[h](l, 0) \int_{SO(3)} f(Rn) \overline{D_{0,m}^{(l)}(R^{-1})} dR \\ &= \text{SHT}[h](l, 0) \int_{SO(3)} f(Rn) \sqrt{\frac{4\pi}{2l+1}} \overline{Y_l^m(\theta, \phi)} dR \\ &= 2\pi \sqrt{\frac{4\pi}{2l+1}} \cdot \text{SHT}[h](l, 0) \cdot \text{SHT}[f](l, m). \end{aligned} \quad (34)$$

B DETAILS OF OUR MODEL

B.1 COMPLETE OPERATOR DERIVATION VIA SPHERICAL HARMONIC EXTENSION

The spherical harmonic form of Green’s function is:

$$G(u) = \sum_{l=0}^{\infty} \sum_{m=-l}^l \text{SHT}[G](l, m) Y_l^m(u). \quad (35)$$

The detailed derivation process is as follows:

$$\begin{aligned} \text{SHT}[g(u)](l, m) &= \int_{SO(3)} f(Rn) \left(\int_{S^2} G(R^{-1}u) \overline{Y_l^m(u)} du \right) dR \\ &= \int_{SO(3)} f(Rn) \left(\int_{S^2} \sum_{|m'| \leq l'} \text{SHT}[G](l', m') Y_{l'}^{m'}(R^{-1}u) \overline{Y_l^m(u)} du \right) dR \\ &= \text{SHT}[G](l', m') \int_{SO(3)} f(Rn) \left(\int_{S^2} Y_{l'}^{m'}(u) \overline{Y_l^m(Ru)} du \right) dR \\ &= \text{SHT}[G](l', m') \int_{SO(3)} f(Rn) \left(\int_{S^2} Y_{l'}^{m'}(u) \sum_{|k| \leq l} \overline{D_{k,m}^{(l)}(R^{-1}) Y_l^k(u)} du \right) dR \\ &= \text{SHT}[G](l', m') \delta_{l'l} \delta_{m'k} \int_{SO(3)} f(Rn) \overline{D_{k,m}^{(l)}(R^{-1})} dR \\ &= \text{SHT}[G](l, 0) \int_{SO(3)} f(Rn) \overline{D_{0,m}^{(l)}(R^{-1})} dR \\ &= 2\pi \sqrt{\frac{4\pi}{2l+1}} \cdot \text{SHT}[G](l, 0) \cdot \text{SHT}[f](l, m). \end{aligned} \quad (36)$$

B.2 GENERALIZED SPHERICAL HARMONIC NETWORK

For WB and SWE experiments, this study uses Generalized Spherical Fourier Network (GSHNet) with a depth of 2, which performs two spherical downsampling operations. Specifically, the encoder first expands the input channel to C . In the first two GSNO blocks, the spatial resolution, i.e., the number of latitudinal and longitudinal sampling points in the inverse spherical harmonic transform (ISHT), is reduced by half, while the channel dimension is doubled via MLPs and convolutional layers.

Subsequently, the next two GSNO blocks perform upsampling by doubling the number of samples in latitude and longitude while continuing to transform the channels. The final GSNO block is used as the output layer: it projects the features back to channel dimension C without applying further spatial scaling. The implementations of MLPs, encoders and decoders are consistent with those used in SFNONet (Bonev et al., 2023). The kernel of all convolution operations is 1×1 for channel adjustment. GSHNet also includes three skip connections to enhance gradient flow and multi-scale feature fusion: The output of the final GSNO block is concatenated with the original input; The output of the fourth GSNO block is added to the input of the first GSNO block; The output of the third GSNO block is added to the input of the second GSNO block.

C EXPERIMENTAL DETAILS

C.1 MODEL IMPLEMENTATION DETAIL

The key model parameter settings used for the two experiments are presented in Table 5. Our proposed GSHNet with a depth of 2 consists of five blocks, including two downsampling layers, two upsampling layers, and an output layer. Furthermore, the embedding dimension of GSHNet is set to a smaller value (8 and 64), as the depth increases, the embedding dimension gradually increases

until it is four times the original dimension. The depth of other models represents the number of core blocks.

Table 5: Key model hyper-parameters on Spherical Shallow Water Equations (SSWE) and WeatherBench (WB) experiments.

Hyperparameters	ClimaX		FourCastNet		SFNO Net		GSHNet	
	SSWE	WB	SSWE	WB	SSWE	WB	SSWE	WB
Depth	6	6	8	8	4	4	2	2
Embedding dimension	128	256	128	384	32	256	8	64
Activation function	GELU	GELU	GELU	GELU	GELU	GELU	GELU	GELU
MLP ratio	2	2	2	2	2	2	2	2
Patch size	4×4	4×4	4×4	4×4	/	/	/	/
Parameters	1.01 M	5.4 M	1.37 M	5.3 M	0.28 M	5.3 M	0.80 M	4.0 M

The loss function \mathcal{L} of the proposed method is the spherical grid weighted mean relative error between the prediction $F(X_n)$ and the target Y_{n+t} , calculated following Bonev *et al.* (Bonev et al., 2023) as follows:

$$\mathcal{L}[F(X_n), Y_{n+t}] = \frac{1}{C} \sum_{c=1}^C \left(\frac{\sum_{i,j} v_{i,j} |F(X_n)(x_{c,i,j}) - Y_{n+t}(x_{c,i,j})|^2}{\sum_{i,j} v_{i,j} |Y_{n+t}(x_{c,i,j})|^2} \right)^{\frac{1}{2}}, \quad (37)$$

where $v_{i,j}$ is the products of the Jacobian $\sin(\lambda_i)$ (λ_i represents the latitude at grid point) and the quadrature weights (Bonev et al., 2023). C is the number of predicted variables. n is the index of the initial time step, t is the predicted autoregressive steps. This loss function is used in all the experiments.

C.2 SPHERICAL SHALLOW WATER EQUATIONS

Spherical Shallow Water Equations (SSWE) form a nonlinear hyperbolic PDE system that models the motion of thin-layer fluids on a rotating sphere. The core underlying assumption is the shallow water approximation, where the vertical scale of the fluid layer is much smaller than the horizontal scale (Bonev et al., 2018).

The dataset is publicly available, which can be obtained and used for evaluation through Torch-Harmonics GitHub (Bonev et al., 2023). Consistent with Bonev *et al.* (Bonev et al., 2023), we use mean relative error of each variable as the evaluation metric.

We also conduct the extra experiments on SSWE under the exact same setting as that of SFNO for reference (e.g., 150 time steps). The results are in Table 7.

C.3 WEATHER FORECASTING

The dataset is publicly available at WeatherBench GitHub (Rasp et al., 2020). Following (Liu et al., 2024), the chosen 24 common variables are detailed in Table 9, including 10U, 10V, 2T, U50, U50, U250, U500, U600, U700, U850, U925, V50, V250, V500, V600, V700, V850, V925, T50, T250, T500, T600, T700, T850, T925. And 10U, 10V, 2T, U600, V600 and T600 are prediction target.

And the additional results (MSE) are in Table 8.

The anomaly correlation coefficient (ACC) and the latitude-weighted mean square error (MSE) are used to measure the performance of the model in WeatherBench (WB). MSE between the prediction $F(X_n)$ and the target Y_{n+t} for evaluation is calculated following Rasp *et al.* (Nguyen et al., 2023) as:

$$\text{MSE}[F(X_n), Y_{n+t}] = \frac{1}{C \times H \times W} \sum_{c=1}^C \sum_{i=1}^H \sum_{j=1}^W w_i (F(X_n)(x_{c,i,j}) - Y_{n+t}(x_{c,i,j}))^2 \quad (38)$$

Table 6: Supplementary experiments on SWE at 128×256 resolution (MRE \downarrow) and WB at 64×128 resolution (ACC \uparrow).

Methods	SWE at 5h	SWE at 10h	WB at 1day	WB at 3day	WB at 5day
FNO	2.22	2.73	93.4	71.5	42.5
SFNO	0.74	0.87	91.6	73.2	49.2
GSNO	0.68	0.79	93.0	74.9	51.7

Table 7: Experimental results (L^2) on SSWE under the exact same setting for reference (e.g., 150 time steps).

Models	FNO	SFNO	GSNO
At 1 h	8.628×10^{-4}	8.092×10^{-4}	7.051×10^{-4}
At 10 h	9.470×10^{-3}	6.739×10^{-3}	5.178×10^{-3}

where H is the number of latitudes and W is the number of longitudes. The latitude weight (Nguyen et al., 2023) are calculated as:

$$w_i = \frac{\cos(\lambda_i)}{\frac{1}{H} \sum_{i=1}^H \cos(\lambda_i)} \quad (39)$$

ACC (Nguyen et al., 2023) is used to measure spatial correlation between predicted anomalies $F(X_n)'$ and target anomalies Y'_{n+t} :

$$\text{ACC} = \frac{\sum_{c,i,j} w_i (F(X_n)'_{c,i,j} \cdot (Y_{n+t})'_{c,i,j})}{\sqrt{\sum_{c,i,j} w_i (F(X_n)'_{c,i,j})^2 \cdot \sum_{c,i,j} w_i ((Y_{n+t})'_{c,i,j})^2}} \quad (40)$$

Besides, to empirically compare the correction term of GSNO with positional embedding, we construct a "Spatial position-embedding SNO" model that strictly implements the $SHT[f + C_f \cdot [G]_{\theta(x,y)}]$ path, maintaining all other architecture and settings identical for a fair comparison.

The results in the Table 3 clearly demonstrate that our spectral implementation (GSNO) consistently and significantly outperforms the SFNO and spatial position-encoding SNO across all forecast lead times. This indicates that the spectral implementation derived from our Green's function framework is, in itself, a more effective and different design. Moreover, the spatial position encoding added in each operator ($SHT[f + C_f \cdot [G]_{\theta(x,y)}]$) is not conducive to long-term stable prediction.

C.4 DIFFUSION MRI MODELING OF BRAIN MICROSTRUCTURE

Detailed description. Diffusion MRI-based FOD angular super resolution in this study is a distinct challenge in: (1) the input signals are sparse and anisotropic diffusion measurements acquired over spherical shells, exhibiting sharp angular variations corresponding to underlying fiber tract orientations; (2) the spatial sampling is performed using HEALPix, resulting in nonuniform and incomplete coverage of the spherical domain.

The task motivation of dMRI-FOD rather than dMRI itself: The raw dMRI signals themselves, due to noise, partial volume effects, and the aliasing of signals from multiple tissues, do not directly exhibit clear, anisotropic fiber structures. Learning directly from raw dMRI would require the model to simultaneously handle noise suppression, signal unmixing, and orientation estimation, introducing numerous confounding factors. This would make it difficult to cleanly evaluate the operator's core capability in modeling anisotropic geometric structures. Further, high angular resolution dMRI is costly and often infeasible in clinical settings, leading to poor-quality FODs. Therefore, enhancing dMRI quality from routine dMRI while handling noise suppression and signal unmixing for estimating FOD is a widely recognised and practical problem.

Table 8: MSE \downarrow ($\times 10^{-3}$) on WeatherBench for six variables and their average at 1, 3, and 5 days. Rows grouped by forecast horizon. **Bold** indicates best performance within each group. Gray blocks indicate the ablation experiments.

Method	Operator	Prediction Variables						Average
		2T	10U	10V	U600	V600	T600	
1 Day Forecast								
Climax (Nguyen et al., 2023)	-	4.23 ± 0.43	80.9 ± 5.16	113 ± 7.04	67.9 ± 4.17	118 ± 7.71	6.68 ± 0.51	66.8 ± 2.06
FourCastNet (Pathak et al., 2022)	-	4.36 ± 0.45	94.2 ± 5.95	132 ± 8.18	78.9 ± 5.17	137 ± 9.30	7.98 ± 0.66	75.7 ± 2.45
SFNONet (Bonev et al., 2023)	SFNO	5.18 ± 0.58	175 ± 12.1	242 ± 17.0	134 ± 8.98	234 ± 16.7	10.8 ± 0.93	134 ± 4.70
GSHNet (Ours)	GSFNO	4.22 ± 0.40	124 ± 8.72	173 ± 10.4	106 ± 7.18	168 ± 11.3	8.75 ± 0.81	97.5 ± 3.18
SFNONet (Bonev et al., 2023)	GSFNO	4.82 ± 0.52	162 ± 10.5	221 ± 14.9	127 ± 8.32	215 ± 14.8	9.97 ± 0.87	123 ± 4.16
GSHNet	SFNO	4.76 ± 0.48	156 ± 9.90	208 ± 14.1	122 ± 8.34	204 ± 14.1	9.89 ± 0.86	117 ± 3.97
3 Day Forecast								
Climax (Nguyen et al., 2023)	-	11.6 ± 1.55	384 ± 35.0	545 ± 56.1	305 ± 28.8	558 ± 61.4	31.4 ± 4.38	306 ± 15.8
FourCastNet (Pathak et al., 2022)	-	12.7 ± 1.66	402 ± 33.1	594 ± 54.4	322 ± 28.0	616 ± 62.3	33.9 ± 4.51	330 ± 15.6
SFNONet (Bonev et al., 2023)	SFNO	10.3 ± 1.51	372 ± 32.0	535 ± 51.0	295 ± 26.7	546 ± 60.5	30.3 ± 4.34	298 ± 14.9
GSHNet (Ours)	GSFNO	9.08 ± 1.32	335 ± 26.9	478 ± 44.7	267 ± 24.0	492 ± 51.4	26.7 ± 3.79	268 ± 13.9
SFNONet (Bonev et al., 2023)	GSFNO	9.59 ± 1.45	357 ± 29.3	501 ± 48.1	281 ± 25.5	524 ± 56.2	28.5 ± 4.10	284 ± 14.0
GSHNet	SFNO	9.50 ± 1.40	362 ± 29.3	495 ± 47.7	284 ± 25.9	522 ± 55.8	28.1 ± 3.91	282 ± 13.9
5 Day Forecast								
Climax (Nguyen et al., 2023)	-	18.0 ± 3.15	572 ± 53.6	831 ± 91.2	518 ± 49.4	922 ± 121	57.7 ± 9.46	486 ± 28.1
FourCastNet (Pathak et al., 2022)	-	20.9 ± 3.18	510 ± 41.7	725 ± 70.7	471 ± 39.3	811 ± 99.5	58.9 ± 8.24	433 ± 22.5
SFNONet (Bonev et al., 2023)	SFNO	14.4 ± 2.57	502 ± 46.5	726 ± 81.6	440 ± 42.9	794 ± 105	48.1 ± 7.76	421 ± 24.6
GSHNet (Ours)	GSFNO	13.3 ± 2.34	471 ± 42.2	687 ± 73.4	411 ± 40.5	762 ± 93.8	45.9 ± 7.32	398 ± 22.2
SFNONet (Bonev et al., 2023)	GSFNO	13.9 ± 2.46	484 ± 44.0	699 ± 75.1	427 ± 41.4	776 ± 94.9	47.1 ± 7.57	408 ± 22.6
GSHNet	SFNO	13.8 ± 2.45	492 ± 44.8	705 ± 76.3	430 ± 41.5	783 ± 96.0	46.8 ± 7.54	412 ± 22.9

Table 9: Chosen Variables Abbreviation

Abbreviation	Description
10U	Zonal wind velocity at 10m from the surface
10V	Meridional wind velocity at 10m from the surface
2T	Temperature at 2m from the surface
U--	Zonal wind velocity at pressure level --
V--	Meridional wind velocity at pressure level --
T--	Temperature at pressure level --

We randomly select dMRI images of 30 subjects in the Human Connectome Project (HCP) (Van Essen et al., 2013), where 20 subjects were for training, 5 for validation, and 5 for test. **Detailed pre-processing.** The complete dMRI data of each subject contains 288 volumes (multi-shell HARDI), including 270 volumes of $b=1000, 2000, 3000 \text{ s/mm}^2$ with 90 gradient directions for each shell and 18 b_0 volumes. Due to the wide application of low b -value with 32 gradient directions in clinical practice (Zeng et al., 2022), we subsample 32 volumes of $b=1000$ and 1 volume of b_0 from the complete dMRI according to the HCP protocol, to obtain single-shell LARDI. Further, we use MSMT-CSD (Jeurissen et al., 2014) on the multi-shell HARDI to obtain high angular resolution fiber orientation distribution (FOD) as the ground truth (HAR-FOD). Meanwhile, we use SSMT-CSD (Khan et al., 2020) on the single-shell LARDI to obtain single-shell low angular resolution FOD as the condition of GSNO (LAR-FOD). l_{max} is set to the default value of 8 to balance precision and complexity (Zeng et al., 2022).

SSMT-CSD (Khan et al., 2020), FOD-Net (Zeng et al., 2022), FOD-SFNO (Bonev et al., 2023), ESCNN (Snoussi & Karimi, 2025) and our proposed FOD-GSNO adopt the same network architecture as FOD-Net. The difference lies in that FOD-Net uses 3D convolutional layers to handle a large number of voxels, while FOD-SFNO, ESCNN and FOD-GSNO stack voxels on the channel dimension and then use the corresponding operators for processing. To ensure a fair comparison, FOD-SFNO and FOD-GSNO have exactly the same hyperparameters, with the only difference being the types of operators. And their parameter comparison is shown in Table 10.

Table 10: Parameters on dMRI.

Models	FOD-Net	FOD-SFNO	ESCNN	FOD-GSNO
Parameters	19.44 M	1.15 M	1.47 M	1.21 M

C.5 EXTRA EXPERIMENTS AND INTERPRETABILITY ANALYSIS

The additive form in Equation 20 allows us to explicitly decouple the rotationally equivariant component. This separation reflects real-world scenarios where the global physical dynamics (e.g., geophysical flow) are predominantly symmetric, but local features (e.g., terrain, boundary anomalies) introduce perturbative effects. The additive form lets us modulate these independently and retain interpretability. Overall, this allows a clean decomposition and analysis of each term, as validated in Tables 11. As shown in Figure 6, even if $I(\mathcal{T}_{\text{orig}})$ term is frozen, using only $I(\mathcal{T}_{\text{corr}})$ term clearly outlines the fundamental temperature distribution framework linked to the Earth’s topography, successfully distinguishing the persistent low temperatures at the poles from the overall high-temperature pattern in regions like the equator. This explicitly demonstrates the effective representation of the correction term for the topography constraints. Furthermore, the finer undulations in high-temperature regions reflect stable, large-scale, non-equivariant patterns present in the underlying temperature field and in its discretization, including: (1) Climatological zonal structure: temperature fields exhibit persistent, slowly varying zonal (east–west) asymmetries arising from longitudinal land–ocean contrasts and stationary planetary waves. (2) Latitude-dependent variability: numerical discretization on an equiangular grid leads to resolution and dissipation patterns that vary with latitude. (3) Long-term statistical structure: even though instantaneous dynamics vary, the climatological mean temperature field (which the model implicitly learns) contains smooth meridional and zonal gradients.

Table 11: The ablation experiments of $I(\mathcal{T}_{\text{orig}})$ and $I(\mathcal{T}_{\text{corr}})$ items in GSNO are conducted to verify the effectiveness of $I(\mathcal{T}_{\text{orig}})$. The average ACC (%) of various variables is presented.

Models	GSNO	GSNO w/o $I(\mathcal{T}_{\text{corr}})$	GSNO w/o $I(\mathcal{T}_{\text{orig}})$
day 1	91.5	71.4	20.1
day 3	72.4	61.3	11.1
day 5	52.5	42.6	9.9

C.6 DETAILED COMPUTATIONAL TRADE-OFFS

We add the comparison of parameters, FLOPS, training time (seconds per epoch) and inference time for two models, SFNONet and GSHNet. All results are obtained using the same hardware and dataset (Weatherbench).

In the second and third columns, we compare the operators. GSNO introduces a lightweight set of additional global spherical integration term compared to the standard SFNO. This results in a modest increase in model size and computational cost. Specifically, GSNO adds approximately 1.6% to the runtime, along with a slight increase in parameters and FLOPs, while delivering around a 6% improvement in performance. In the comparison between the second and fourth columns, where the same operator is used but different networks are employed, GSHNet demonstrates fewer parameters and lower FLOPs than SFNONet, owing to its multi-scale design. The slightly increased runtime in GSHNet is primarily due to the added complexity of the GSNO operator, particularly the correction term. Since GSNO is applied at every layer (as shown in Figure 1), this results in an approximate 10% increase in runtime. Nevertheless, this design achieves a 2% performance gain while reducing overall memory and computational usage.

D LIMITATIONS

Our experiments are conducted on the SSWE dataset (256×256 resolution), the WB dataset (5.625° resolution) and dMRI modeling of brain microstructure. While these results demonstrate the potential of our method, they are limited in scope, such as other manifolds. The generalizability to other

Table 12: Parameters and Inference Time on WeatherBench.

Models	GSHNet (SFNO)	GSHNet (GSNO)	SFNONet (SFNO)	SFNONet (GSNO)
Parameters	3.69 M	4.00 M	5.26 M	5.52 M
Training Time	981 s	1024 s	937 s	983 s
Inference Time	245.66 ms	249.82 ms	217.32 ms	227.18 ms
Performance \uparrow	50.9	52.5	49.2	51.3

Table 13: Extra performance and efficiency comparison, SFNO and GSNO use the same U-Net architecture for fair comparison.

Models	SFNO	GSNO	SFNO (80 C)	SFNO (96 C)	FourCastNet (FNO)	Climax
Channel	64	64	80	96	384	256
Parameters	3.69 M	4.00 M	5.76 M	8.30 M	5.30 M	5.40 M
Training Time	981 s	1024 s	1138 s	1267 s	878 s	891 s
Performance \uparrow	50.9	52.5	51.0	50.7	41.5	41.6

spatial resolutions and datasets remains to be verified. In future work, we plan to evaluate our approach across a wider range of resolutions and on additional spherical datasets.

E REPRODUCIBILITY

We include the code for our model in the supplementary material, containing a README.md for guidance. We will provide the complete code upon acceptance.

F THE USE OF LARGE LANGUAGE MODELS (LLMs)

We used Large Language Models (LLMs), such as GPT-4-based systems, as writing polishing assistants during the paper polishing stage to enhance clarity, readability, and precision of our paper. And main contributions, such as scientific content, theoretic analysis, technical contributions, experimental design, and all results of this paper were conceived, executed, and verified by the authors.