

# NeurIDA: Dynamic Modeling for Effective In-Database Analytics

Lingze Zeng  
lingze@comp.nus.edu.sg  
National University of  
Singapore

Naili Xing  
xingnl@comp.nus.edu.sg  
National University of  
Singapore

Shaofeng Cai  
shaofeng@comp.nus.edu.sg  
National University of  
Singapore

Peng Lu  
peng.lu@zju.edu.cn  
Zhejiang University

Gang Chen  
cg@zju.edu.cn  
Zhejiang University

Jian Pei  
j.pei@duke.edu  
Duke University

Beng Chin Ooi  
ooibc@zju.edu.cn  
Zhejiang University

## Abstract

Relational Database Management Systems (RDBMS) manage complex, interrelated data and support a broad spectrum of analytical tasks. With the growing demand for predictive analytics, the deep integration of machine learning (ML) into RDBMS has become critical. However, a fundamental challenge hinders this evolution: conventional ML models are static and task-specific, whereas RDBMS environments are dynamic and must support diverse analytical queries. Each analytical task entails constructing a bespoke pipeline from scratch, which incurs significant development overhead and hence limits wide adoption of ML in analytics.

We present NeurIDA, an autonomous end-to-end system for in-database analytics that dynamically “tweaks” the best available base model to better serve a given analytical task. In particular, we propose a novel paradigm of *dynamic in-database modeling* to pre-train a composable base model architecture over the relational data. Upon receiving a task, NeurIDA formulates the task and data profile to dynamically select and configure relevant components from the pool of base models and shared model components for prediction. For friendly user experience, NeurIDA supports natural language queries; it interprets user intent to construct structured task profiles, and generates analytical reports with dedicated LLM agents. By design, NeurIDA enables ease-of-use and yet effective and efficient in-database AI analytics. Extensive experiment study shows that NeurIDA consistently delivers up to 12% improvement in AUC-ROC and 25% relative reduction in MAE across ten tasks on five real-world datasets.

## CCS Concepts

• **Information systems** → **data mining**; • **Computing methodologies** → **Artificial intelligence**.

## Keywords

Relational Data Analytics; Analytical System; In-Database Modeling

## ACM Reference Format:

Lingze Zeng, Naili Xing, Shaofeng Cai, Peng Lu, Gang Chen, Jian Pei, and Beng Chin Ooi. 2025. NeurIDA: Dynamic Modeling for Effective In-Database Analytics. In *Proceedings of 52nd International Conference on Very Large Data Bases (VLDB '26)*. ACM, New York, NY, USA, 14 pages. <https://doi.org/XXXXXXX.XXXXXXX>

## 1 Introduction

Relational Database Management Systems (RDBMS) form the cornerstone of modern data analytics, enabling complex analytical workflows via structured query language (SQL) [11, 30, 41, 45]. The deep integration of machine learning (ML) represents the next frontier that promises to transform these systems from passive data repositories into proactive analytical engines [9, 16, 22, 28]. However, while data-centric systems increasingly embed ML models within RDBMS, a fundamental paradigm gap between the static nature of ML and the dynamic environment of RDBMS has hindered this evolution, preventing the full realization of in-database AI-driven analytics [35, 55].

The root of this challenge lies in the inherent divide in their designs [56]. RDBMS are built for dynamism, designed to support a diverse and evolving range of analytical tasks on continuously updating data [24, 47]. In contrast, conventional ML models are inherently rigid, typically trained for a single, predefined prediction task on a static dataset snapshot and remain fixed after deployment [25, 49]. Consequently, when a new analytical task is issued, an existing model often cannot be readily adapted. For instance, in an e-commerce database, a model built to predict customer churn from user behavior is ill-suited to forecasting product returns based on item reviews [14]. This model-level inflexibility necessitates the costly and inefficient practice of building a bespoke data-to-model pipeline from scratch for each new analytical requirement.

Current approaches to bridge this gap typically fall into two main strategies. (1) Retraining a general-purpose model for each new task: This approach is resource-intensive and it undermines integrated analytics by requiring manual, external data processing that disrupts the in-database workflow [29, 37, 44]. (2) Maintaining a pool of pre-trained models and selecting the “best fit” at runtime: This approach is constrained by the inherent inflexibility of the candidate models and the non-trivial challenge of curating a relevant pool amid continuously evolving data [31, 33, 51]. Clearly, both strategies are fundamentally limited by their reliance on static models. They lack the capacity for fine-grained “dynamic” customization based on the specific semantics of an analytical query,

Permission to make digital or hard copies of all or part of this work for personal or classroom use is granted without fee provided that copies are not made or distributed for profit or commercial advantage and that copies bear this notice and the full citation on the first page. Copyrights for components of this work owned by others than the author(s) must be honored. Abstracting with credit is permitted. To copy otherwise, or republish, to post on servers or to redistribute to lists, requires prior specific permission and/or a fee. Request permissions from [permissions@acm.org](mailto:permissions@acm.org).  
VLDB '26, Boston, MA, USA

© 2025 Copyright held by the owner/author(s). Publication rights licensed to ACM.  
ACM ISBN 978-x-xxxx-xxxx-x/YYYY/MM  
<https://doi.org/XXXXXXX.XXXXXXX>

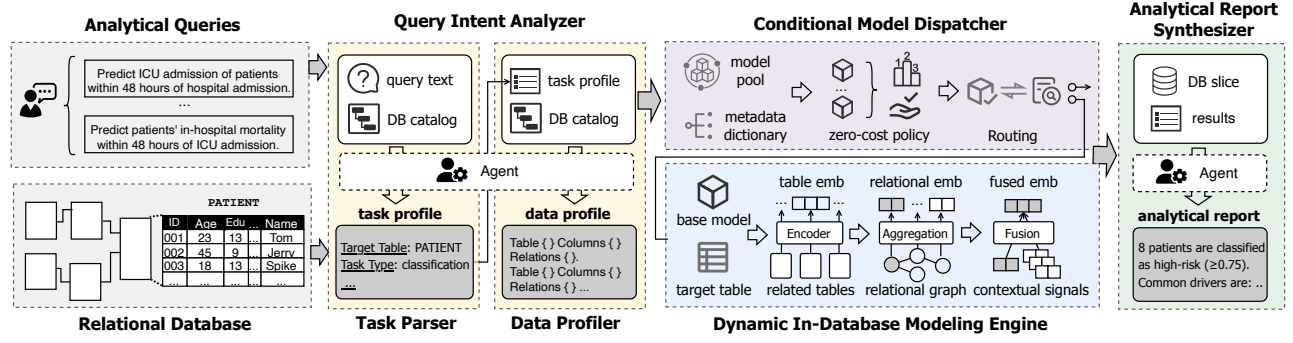


Figure 1: The workflow and key components of NeurIDA.

such as its accessed tables, filter predicates, and therefore, fail to consistently deliver optimal performance across diverse tasks [54].

Overcoming these limitations demands a new paradigm for ML-RDBMS integration that moves beyond static, embedded ML models towards a truly dynamic architecture. This requires a system capable of (1) dynamically constructing models tailored to individual analytical tasks, (2) operating directly over native relational data to eliminate complex preprocessing, and (3) providing a unified interface for seamless task formulation and result interpretation. Such a system would ultimately render analytical workflows autonomous, efficient, and user-friendly.

In this paper, we present NeurIDA, a **Neural In-Database Analytics** system that realizes these requirements through a novel paradigm of *dynamic in-database modeling*. To autonomously handle diverse analytical tasks end-to-end, as illustrated in Figure 1, the workflow of NeurIDA is orchestrated by four key components: First, given a natural language query (NLQ), the Query Intent Analyzer provides the unified interface that parses user intent to formulate the task, producing a structured task and data profile. The Conditional Model Dispatcher then selects the best available base model and conditionally invokes dynamic modeling for model augmentation. Next, the Dynamic In-database Modeling Engine (DIME) directly operates on the relational database to retrieve the required data, and executes the model prediction, either directly deploying the selected base model for efficiency, or dynamically constructs a bespoke model to augment the base model for better serving the given task. Finally, the Analytical Report Synthesizer handles result interpretation, synthesizing the prediction results into a comprehensive technical report delivered to the user.

At the core of NeurIDA is DIME, which represents a paradigm shift from static modeling to a composable approach. When model augmentation is invoked, DIME dynamically constructs a bespoke model at query time using the selected base model and shared model components. This dynamic modeling is a multi-stage process explicitly guided by the task: First, DIME generates tuple embeddings via *base table embedding* to capture individual-table semantics for the retrieved data. Next, it constructs a task-specific relational graph to incorporate the inter-table structure via *dynamic relation modeling*, producing enriched relational embeddings. Finally, it integrates these embeddings via *dynamic model fusion* into a unified fused embedding for the final *task-specific prediction*. This modeling process is conditioned on the query, where the task profile determines the

model’s structural composition, and the data profile provides the context to parametrically adjust computation, thereby establishing a flexible base model architecture capable of adaptively augmenting the base model for various analytical tasks.

In summary, we make the following contributions:

- We develop NeurIDA, an autonomous system that realizes in-database analytics directly within RDBMS, which enables the automatic execution of diverse analytical tasks without the need for manual pipeline construction or data movement.
- We establish a composable base model architecture, a modular framework that dynamically constructs bespoke models at query time by assembling pre-trained base model and shared model components, as guided by the task and data profile.
- We introduce the novel dynamic in-database modeling paradigm that shifts from static and task-specific models to the runtime construction of models from an adaptive backbone, thereby reconciling the rigidity of ML with the dynamism of RDBMS.
- We evaluate NeurIDA on five real-world relational databases across ten analytical tasks. Extensive experiments show that NeurIDA achieves up to 12% improvement in AUC-ROC on classification tasks and a 10%–25% relative reduction in MAE on regression tasks, compared to standalone base models.

The remainder of this paper is structured as follows: Section 2 introduces preliminaries. Section 3 presents the design of NeurIDA, detailing its three key modules and the dynamic model construction technique. Section 5 reports experimental results, and Section 6 reviews related works. Finally, Section 7 concludes the paper.

## 2 Preliminaries

This section formally defines the foundational concepts for dynamic in-database modeling, which first details the structure of relational data and its schema, and then introduces the notion of a data slice.

**Relational Data.** A relational database  $\mathcal{D}$  is a structured collection of data organized into  $K$  tables, denoted as  $\mathcal{D} := \{\mathcal{T}_k\}_{k=1}^K$ . Each table  $\mathcal{T}_k$  represents a specific entity type (e.g., users, products) and consists of a set of  $N_k$  rows (tuples) and  $M_k$  columns (attributes). A row  $\mathcal{T}_{k,i}$  represents a single data instance, denoted as the vector  $\mathbf{x}_i = (x_1, x_2, \dots, x_{M_k})$  by assuming a canonical attribute ordering. These attribute values can be of heterogeneous types, e.g., numerical, categorical, text, or timestamp. A column  $\mathcal{T}_{k,j}$  corresponds to a specific attribute, holding values of a single, homogeneous data

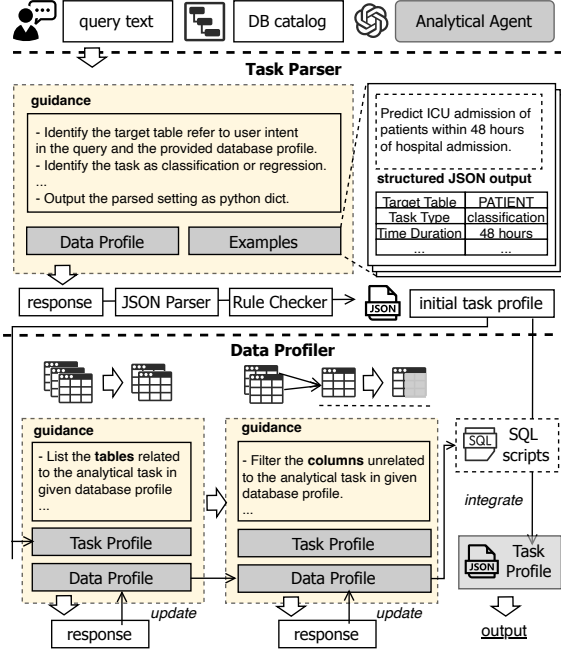


Figure 2: Workflow of the Query Intent Analyzer, illustrating how queries are parsed into the task profile.

type for all tuples in the table. Tables are interconnected through relationships defined by Primary Key (PK) and Foreign Key (FK) constraints, which enforce relational integrity and collectively define the schema structure.

**Data Slice.** Given an analytical query  $q$ , the data slice  $\mathcal{D}_q$  is defined as the task-specific subset of the relational database relevant to this query, effectively forming a smaller but self-contained database derived from  $\mathcal{D}$ . For instance, in a user-churn prediction task, the data slice would consist of only the tables and attributes related to user profiles and past purchases. Formally, a data slice is a collection of table slices, defined as  $\mathcal{D}_q = \{\mathcal{T}_{k,q} | \mathcal{T}_{k,q} \in \mathcal{D}, k \in \mathcal{K}_q \subseteq \{1, \dots, K\}\}$ , where a table slice  $\mathcal{T}_{k,q}$  is derived from its corresponding source table  $\mathcal{T}_k \in \mathcal{D}$  by selecting a subset of its rows and columns. This operation can be expressed as:  $\mathcal{T}_{k,q} = \pi_{J_{k,q}}(\sigma_{I_{k,q}}(\mathcal{T}_k))$ , where  $\sigma$  is the selection operator for rows with indices  $I_{k,q}$ , and  $\pi$  is the projection operator for columns with indices  $J_{k,q}$ , with both index sets determined by the SQL generated from query  $q$ . The data slice  $\mathcal{D}_q$  thus serves as the central object for our analytics pipeline, with all subsequent modeling performed exclusively on this focused subset.

### 3 NeurIDA Overview

NeurIDA is designed to extend the capabilities of a traditional RDBMS to support dynamic and query-specific in-database analytics. It accepts a natural language query (NLQ) as input and automatically generates a comprehensive analytical report as output. The workflow of NeurIDA, as illustrated in Figure 1, is orchestrated by four key components: (1) First, the **Query Intent Analyzer** parses the NLQ to formalize the task profile and the data profile, which specify the prediction task and the required data slice, respectively. (2) Next, the **Conditional Model Dispatcher**, evaluates the task

complexity to select the best base model, and decides whether to directly deploy the base model or invoke advanced model augmentation. (3) Subsequently, **Dynamic In-Database Modeling Engine (DIME)** retrieves the data slice, and executes the modeling based on the decision, either directly running the selected base model or dynamically constructing a bespoke model for the task. (4) Finally, the **Analytical Report Synthesizer** synthesizes the prediction results within the context of the task to produce an analytical report. We shall detail each component in subsequent sections.

#### 3.1 Query Intent Analyzer

When an NLQ arrives, the Query Intent Analyzer parses it into two structured outputs, the task profile and the data profile, that drive the execution of DIME. This process is executed in two steps in sequence: The **Task Parser** extracts the prediction task to form the task profile. The **Data Profiler** then grounds the query in the schema to construct the data profile, which explicitly identifies the target table with the associated prediction target attribute, all required related tables, join conditions, and filter predicates.

**Task Parser.** The Task Parser takes as input the NLQ and the database catalog (DB catalog), which contains schema-level metadata, such as tables, columns, data types, and inter-table relationships. This step is to extract a structured task profile by formulating the prediction task implied in the query. Traditionally, this requires significant human effort and domain expertise. While NeurIDA fully automates this process through an analytical agent powered by a Large Language Model (LLM) [46] and guided by carefully crafted prompts, as shown in Figure 2. The prompt provides pre-defined guidance and the DB catalog. To ensure consistency, the prompt includes illustrative input-output examples to demonstrate the desired response format. The response is parsed and validated by a JSON parser and a rule checker to ensure syntactic correctness and schema alignment. The output is a task profile in JSON format, capturing key information such as the prediction target and the task type, e.g., classification or regression.

**Data Profiler.** Given the task profile, the Data Profiler identifies data profile containing relevant schema elements required for subsequent modeling. The Data Profiler functions as a domain expert, selecting the optimal data slice for the given analytical task. To automate this complex reasoning, NeurIDA again employs an LLM-based analytical agent. We adopt a chain-of-thought (CoT) prompting strategy to break the task into multiple rounds of interactions, as shown at the bottom of Figure 2. The agent first identifies the target table and all related tables based on the task profile and schema, and then, for each selected table, it filters out irrelevant or redundant columns. The resulting data profile is converted into structured SQL fragments and integrated with the task profile for use by The Dispatcher and DIME.

#### 3.2 Conditional Model Dispatcher

Before invoking the DIME engine, NeurIDA employs a lightweight **Conditional Model Dispatcher** to optimize efficiency and resource utilization. This component addresses two critical challenges: (1) **Base Model Selection**, determining which pre-trained base model  $m_i$  from the available model pool  $\mathcal{M} = \{m_1, m_2, \dots, m_K\}$  is

best suited for the current analytical task; and (2) **Conditional Augmentation**, deciding whether the selected base model  $m_i$  provides sufficient performance on its own, or, if it requires the structural augmentation provided by DIME, i.e., transforming  $m_i$  into a dynamically constructed relational model, as always invoking model augmentation could be wasteful for simple tasks where a standalone base model can excel.

To address these two challenges, the agent maintains a metadata dictionary  $\mathcal{D}_{perf}$  that tracks the historical performance, particularly the exponential moving average (EMA) of each base model  $m_i$  on past tasks, denoted as  $\mu_i$ . Upon receiving the task profile and the data profile, the agent retrieves a small batch of labeled data from the data slice. It then applies Zero-Cost Proxies (ZCP) [5, 42], techniques from Neural Architecture Search [43, 52] that estimate model performance without full training, to quickly score each candidate base model, yielding a proxy score  $s_i$ . The agent first identifies the best base model  $m^*$  with the highest proxy score  $s^*$ , and then, it determines whether to invoke the augmentation by comparing  $s^*$  against a dynamic threshold  $\tau$ , derived from the model's historical EMA  $\mu_{m^*}$  on this task and adjusted by a tolerance parameter  $\epsilon$ :  $\tau = (1 - \epsilon) \cdot \mu_{m^*}$ . If  $s^* \geq \tau$ , indicating that the base model maintains performance within an acceptable margin of its historical standard, the system then bypasses structural augmentation and directly deploys  $m^*$  for prediction to ensure efficiency. Otherwise, if  $s^* < \tau$ , the system invokes DIME to dynamically augment  $m^*$  with relational context, constructing a bespoke model (denoted as  $m^*$  w/ NeurIDA) to bridge the performance gap. This component ensures that NeurIDA judiciously allocates computational resources, augmenting models only when the task complexity significantly exceeds the base model's capacity.

### 3.3 Dynamic In-database Modeling Engine

Once the modeling strategy is determined, DIME executes the predictive task. DIME retrieves the corresponding data slice and, if invoked by the Dispatcher, dynamically constructs a bespoke model tailored to the analytical task. A key challenge in such dynamic modeling over relational databases is the extreme variability of analytical tasks and their associated data profiles. Static modeling approaches are inherently limited: a single general-purpose model is inevitably suboptimal across diverse tasks, whereas training a dedicated model from scratch for each new task is prohibitively expensive and impractical.

To resolve this, DIME introduces a dynamic modeling paradigm. The core of DIME is a base model architecture, a modular framework designed for composability, comprising a pool of heterogeneous base models and shared model components. Specifically, DIME dynamically instantiates a model tailored to the task and data, using the shared model components to augment the selected base model, e.g., transformer-based models like FT-Transformer [18], attention-based models like ARM-Net [10], automated ML-searched models like Trails [51], and large tabular models (LTM) like TP-BERTa [53]. This architecture serves as a composable modeling backbone, uniformly capturing individual-table semantics and inter-table relational structures. This design enables efficient and adaptive modeling while maintaining scalability across diverse analytical

tasks. The detailed design and execution flow of DIME are presented in Section 4.

### 3.4 Analytical Report Synthesizer

NeurIDA generates predictions for tuples in the target table via DIME. However, these predictions remain in an instance-level perspective, often requiring further interpretation to support high-level decision-making. Translating these raw numbers into actionable intelligence, such as diagnosing the root causes of customer churn or identifying emerging market trends, traditionally necessitates manual analysis and summarization by domain experts.

To automate this interpretation process, this component synthesizes the final report. It formulates the problem as a natural language generation task, employing a dedicated analytical agent powered by a Large Language Model (LLM) with strong reasoning capabilities and broad domain knowledge to contextualize the model outputs. By grounding its analysis in the task profile, the data slice and the specific prediction results, the analytical agent synthesizes structured reports, enriches them with relevant context, and generates the analytical summaries. This capability enables NeurIDA to deliver interpretable insights that are directly aligned with the user's NLQ, thereby significantly reducing reliance on manual intervention.

## 4 The DIME Modeling Framework

In this section, we present the DIME modeling framework, focusing on the composable base model architecture and its execution flow. When model augmentation is invoked, DIME executes a bespoke modeling pipeline tailored to the specific analytical task. The framework first builds a relational graph containing tuples from the target table and related tables, then dynamically constructs a bespoke model tailored to this graph using the selected base model and shared model components, and finally generates predictions for tuples in the target table using the constructed model.

Specifically, as illustrated in Figure 3, the dynamic modeling process of DIME begins by representing the data slice as a relational graph, where each tuple is a node typed by its source table, and edges are formed through Primary-Foreign Key (PK-FK) links. The base model architecture consists of four sequential modeling stages, supported by respective model components: (1) **Base Table Embedding**, which generates initial tuple embeddings to capture individual-table semantics for all retrieved tuples in both the target table and related tables, using the selected base model and a unified *tuple encoder*; (2) **Dynamic Relation Modeling**, which enriches tuple embeddings with the inter-table relational structures from the relational graph, and produces corresponding relational embeddings using a shared *relation-aware message passing* module; (3) **Dynamic Model Fusion**, which specifically enhances the representations of tuples in the target table by fusing relational context from neighboring related tables into a fused embedding using a *context-aware fusion* module; and (4) **Task-Aware Prediction**, which feeds the fused embedding of the target tuple into a task-specific prediction head to generate the final prediction. In the following subsections, we detail each model component and explain how a bespoke model is dynamically constructed from these model components given the task profile and data profile.

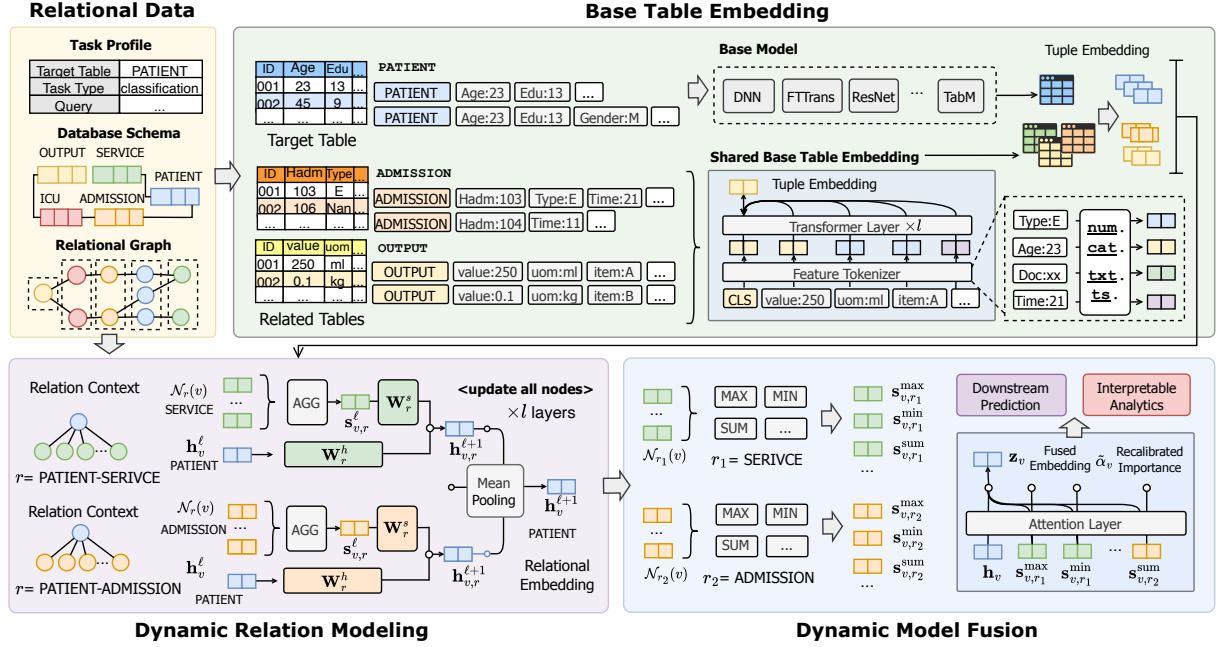


Figure 3: Overview of the Dynamic In-Database Modeling Engine.

**Base Table Embedding.** The primary objective of this stage is to capture *intra-table semantics* for all tuples in the retrieved data slice, providing the initial representation required for the subsequent model augmentation. Given the base model  $m^*$  selected by the Conditional Model Dispatcher, DIME employs a dual-path embedding strategy. First, it executes  $m^*$  on its original input features to generate native representations, thereby preserving the base model's inherent inductive biases and modeling capacity. Simultaneously, to facilitate model augmentation across the heterogeneous database schema, DIME introduces a shared model component, a unified *tuple encoder*, to generate compatible vector representations for all tuples in the data slice. The output vectors from both the base model and the tuple encoder are collectively referred to as a tuple embeddings  $\mathbf{e}$ .

Specifically, the unified tuple encoder transforms tuples from respective table slices into embeddings in a common  $d$ -dimensional representation space. Given a tuple  $\mathbf{x} = (x_1, x_2, \dots, x_M)$  with  $M$  attributes in a table slice  $\mathcal{T}$ , the encoder first encodes each raw attribute value  $x_i$  into a dense embedding vector  $\mathbf{e}_i$  based on its data type via:

$$\mathbf{e}_i = \begin{cases} \mathbf{E}_i[x_i], & \text{if } x_i \text{ is categorical,} \\ x_i \cdot \hat{\mathbf{e}}_i + \mathbf{b}_i, & \text{if } x_i \text{ is numerical,} \\ \text{Linear}(\text{LM}([\text{col\_name}, x_i])), & \text{if } x_i \text{ is textual,} \\ \text{Time2Vec}(x_i), & \text{if } x_i \text{ is a timestamp.} \end{cases}$$

here,  $\mathbf{E}_i$  is the embedding lookup table for categorical features, and  $\hat{\mathbf{e}}_i, \mathbf{b}_i \in \mathbb{R}^d$  are learnable parameters for numerical features. Textual features are encoded by a shared pre-trained language model  $\text{LM}(\cdot)$  taking the concatenation of the column name and

the attribute text, followed by a linear projection  $\text{Linear}(\cdot)$  to dimension  $d$ . Timestamps are processed using a shared encoder  $\text{Time2Vec}(\cdot)$  to capture both linear progression and seasonality [48]. Specifically, a timestamp is decomposed into absolute ( $t_{\text{year}}$ ) and cyclical ( $\mathbf{t}_{\text{cyc}} = [t_{\text{month}}, t_{\text{day}}, t_{\text{hour}}]$ ) features, and encoded as:  $\mathbf{e}_t = [\phi_{\text{abs}}(t_{\text{year}} - t_{\text{base}}), \phi_{\text{cyc}}(\mathbf{t}_{\text{cyc}})]\mathbf{W}_t + \mathbf{b}_t$ , where  $\phi_{\text{abs}}$  applies a learnable scaling,  $\phi_{\text{cyc}}$  utilizes sinusoidal functions  $[\sin(2\pi t/T), \cos(2\pi t/T)]$  to capture periodicity, and  $\mathbf{W}_t$  and  $\mathbf{b}_t$  are learnable projections to dimension  $d$ . This unified feature encoding ensures that heterogeneous attribute types are projected into a common latent space  $\mathbb{R}^d$ .

Next, given the set of attribute embeddings  $\{\mathbf{e}_1, \dots, \mathbf{e}_M\}$ , the tuple encoder employs a shared Transformer-based encoder consisting of a Multi-Head Self-Attention (MSA) layer and a Feed-Forward Network (FFN). The self-attention mechanism models attribute interactions to capture higher-order dependencies, and its permutation-invariance naturally aligns with the unordered nature of attributes in a relational tuple. Specifically, a learnable table-specific [CLS] token  $\mathbf{e}_{\text{cls}}$  is prepended to summarize the tuple. Let  $\mathbf{E} = [\mathbf{e}_{\text{cls}}, \mathbf{e}_1, \dots, \mathbf{e}_M] \in \mathbb{R}^{(M+1) \times d}$ . For each attention head  $h \in \{1, \dots, H\}$ , the encoder computes:

$$\text{Attn}_h(\mathbf{E}) = \text{softmax}\left(\frac{(\mathbf{E}\mathbf{W}_Q^{(h)})(\mathbf{E}\mathbf{W}_K^{(h)})^T}{\sqrt{d_h}}\right)(\mathbf{E}\mathbf{W}_V^{(h)})$$

where  $\mathbf{W}_Q^{(h)}, \mathbf{W}_K^{(h)}, \mathbf{W}_V^{(h)} \in \mathbb{R}^{d \times d_h}$  are projection matrices. The outputs are concatenated and projected back to dimension  $d$ :

$$\text{MSA}(\mathbf{E}) = \text{Concat}(\text{Attn}_1(\mathbf{E}), \dots, \text{Attn}_H(\mathbf{E}))\mathbf{W}_O$$

where  $\mathbf{W}_O \in \mathbb{R}^{Hd_h \times d}$  is the output projection. Residual connections and layer normalization are applied to stabilize the embedding process:  $\mathbf{H}' = \text{LayerNorm}(\mathbf{E} + \text{MSA}(\mathbf{E}))$ . The embeddings are then refined by a subsequent FFN layer:  $\mathbf{H} = \text{LayerNorm}(\mathbf{H}' + \text{FFN}(\mathbf{H}'))$ .



Finally, the tuple embedding  $\mathbf{e}$  is obtained by concatenating the [CLS] token with the mean-pooled representation of attributes:

$$\mathbf{e} = \text{LayerNorm}([\mathbf{H}_{\text{cls}}, \text{MEAN}(\mathbf{H}_{1:M})])$$

This tuple encoder captures fine-grained intra-table information, where  $\mathbf{H}_{\text{cls}}$  summarizes the holistic tuple-level context and mean-pooling  $\text{MEAN}(\cdot)$  retains attribute-level details. By sharing this model component across diverse table slices, DIME establishes a highly scalable and unified interface for augmenting the base model in subsequent relational modeling.

Crucially, this design facilitates the seamless augmentation of any selected base model, e.g., FT-Transformer [18] or ARM-Net [10]. By generating standardized tuple embeddings via the tuple encoder for the supporting table slices, DIME effectively “wraps” the base model with rich inter-table structural context in subsequent stages. The mechanism dynamically extends the capabilities of the base model, enabling it to exploit the full relational schema without altering its internal feature processing logic.

**Dynamic Relation Modeling.** Given the tuple embeddings generated by the base table embedding stage, this shared model component refines the tuple representations by dynamically capturing *inter-table structures*. Specifically, it operates over the task-specific relational graph constructed for the NLQ, explicitly modeling the structural interactions between tuples defined by the underlying schema constraints.

Formally, the data slice can be represented as a heterogeneous graph  $\mathcal{G} = (\mathcal{V}, \mathcal{E}, \mathcal{R}, \mathcal{A})$ , where  $\mathcal{A}$  denotes the set of node types (tables, e.g., USER, ITEM), and  $\mathcal{R}$  represents the set of relation types (PK-FK links, e.g., USER-PURCHASE-ITEM). Each node  $v \in \mathcal{V}$  corresponds to a tuple, and each edge  $(u, v, r) \in \mathcal{E}$  represents an undirected PK-FK link of relation type  $r \in \mathcal{R}$  between node  $u$  and  $v$ . The relation-specific neighborhood  $\mathcal{N}_r(v)$  for node  $v$  is defined as the set of nodes  $u$  connected to  $v$  by a link of relation type  $r$ :  $\mathcal{N}_r(v) = \{u | (u, v, r) \in \mathcal{E}\}$ . For each node  $v$ , this stage first initializes the node representation at layer  $\ell = 0$  as  $\mathbf{h}_v^{(0)} = \mathbf{e}_v$  (the tuple embedding from the previous stage) and then models relations via a shared *relation-aware message passing* module. First, this model component aggregates tuple embeddings from neighbors under each relation type  $r$ :

$$\mathbf{s}_{v,r}^{(\ell)} = \text{AGG}(\{\mathbf{h}_u^{(\ell)} : u \in \mathcal{N}_r(v)\})$$

where  $\text{AGG}(\cdot)$  is an aggregate function, e.g., mean, sum, that produces a relation-aware local summary  $\mathbf{s}_{v,r}^{(\ell)}$ . Next, this aggregated signal is integrated with the current representation of the node using relation-specific update parameters:

$$\mathbf{h}_{v,r}^{(\ell+1)} = \mathbf{W}_r^h \mathbf{h}_{v,r}^{(\ell)} + \mathbf{W}_r^s \mathbf{s}_{v,r}^{(\ell)}$$

where  $\mathbf{W}_r^h, \mathbf{W}_r^s \in \mathbb{R}^{d \times d}$  are learnable parameters. This parameterized update allows each relation type to learn how to weigh and integrate self-information versus neighbor messages differently according to its semantic role, e.g., distinguishing between hierarchical or interaction-based links. For instance, *item-category* links may emphasize hierarchical structure, while *user-item* links may require learning complex relational dependencies. Maintaining relation-specific parameters enables the model to adaptively interpret signals from highly diverse schema contexts.

Since a node can participate in multiple relations, e.g., a product linked to a category, an order, and a user review, its final representation must consolidate messages from all connected relations. Finally, this stage performs a lightweight cross-relation aggregation followed by normalization and nonlinearity to obtain the final relational embedding:

$$\mathbf{h}_v^{(\ell+1)} = \text{LayerNorm}(\phi(\frac{1}{|\mathcal{R}_v|} \sum_{r \in \mathcal{R}_v} \mathbf{h}_{v,r}^{(\ell+1)}))$$

where  $\phi(\cdot)$  is the activation function and  $\mathcal{R}_v$  denotes the set of relation types associated with node  $v$ . This final aggregation step consolidates heterogeneous relational information into a single unified and relation-aware embedding  $\mathbf{h}_v$ .

Overall, this shared model component enables the tuple embeddings to incorporate rich structural interactions from the database schema. By stacking multiple layers of this component, the receptive field of each relational embedding naturally expands to encompass multi-hop neighborhoods. This allows the constructed model to encode higher-order interactions across the specified relational graph, thereby capturing inter-table dependencies beyond the immediate connections of a single table.

**Dynamic Model Fusion.** While the preceding dynamic relation modeling stage implicitly enriches tuple representations through structural message passing, this stage focuses on explicitly synthesizing a comprehensive and task-specific summary from the relational neighborhood of the target tuple for the final prediction. At this stage, the relational embedding of each  $\mathbf{h}_v$  has incorporated both intra-table semantic and inter-table structural information. However, maximizing predictive performance requires distinguishing which specific relational statistics, e.g., the *maximum* purchase versus the *average* rating in a repurchase task, are more discriminative for the task at hand. To this end, this stage employs a shared *context-aware fusion* module to adaptively fuse  $\mathbf{h}_v$  of the target tuple with a set of distinct aggregated relational contexts. This model component introduces a task-specific self-attention mechanism to dynamically weigh these fine-grained relational signals, constructing a final fused embedding explicitly optimized for the specific analytical task.

For each target tuple  $v$ , this stage first generates a comprehensive set of relation-specific contextual features. By applying multiple aggregation functions to the neighborhood  $\mathcal{N}_r(v)$  for every relation type  $r$ , this model component robustly characterizes the heterogeneous feature distributions within the tuple’s relational context:

$$\mathbf{s}_{v,r}^{\text{AGG}} = \text{AGG}(\{\mathbf{h}_u : u \in \mathcal{N}_r(v)\})$$

where  $\text{AGG}(\cdot) \in \mathcal{F}$  denotes the set of adopted aggregate functions, such as Max, Min, Sum, Mean. Consequently, each resulting signal  $\mathbf{s}_{v,r}^{\text{AGG}}$  captures a distinct statistical property of the neighbors connected via relation type  $r$ . These signals are then organized into a contextual feature sequence  $\mathcal{S}_v$ , which concatenates the target tuple’s own relational embedding  $\mathbf{h}_v$  with all derived contextual signals  $\mathbf{s}_{v,r}^{\text{AGG}}$  across all associated relation types  $r \in \mathcal{R}_v$ :

$$\mathcal{S}_v = [\mathbf{h}_v, \mathbf{s}_{v,r_1}^{\text{max}}, \dots, \mathbf{s}_{v,r_1}^{\text{sum}}, \dots, \mathbf{s}_{v,r_{|\mathcal{R}_v|}}^{\text{max}}, \dots, \mathbf{s}_{v,r_{|\mathcal{R}_v|}}^{\text{sum}}].$$

Next, this feature sequence is processed by a task-specific Multi-Head Self-Attention layer to capture interactions among these contextual signals. The final fused embedding  $\mathbf{z}_v$  is obtained by retrieving the output vector corresponding to the target node's relational embedding  $\mathbf{h}_v$ :  $\mathbf{z}_v = \text{MSA}(\mathbf{S}_v)[0]$ .

This model component complements the previous stage by serving as a fine-grained and task-specific summarizer. By adaptively attending to the most informative relational signals and integrating contextual information from various relation types, it produces a robust fused embedding for the final prediction. This mechanism allows the dynamically constructed model not only to capture multi-relation dependencies but also to distinguish which specific relational signals are more predictive for the current analytical task.

*Interpretability.* Beyond enhancing prediction performance, the task-specific self-attention mechanism inherently supports model interpretability. The attention weights generated during fusion form a probability distribution that quantifies the contribution of each contextual feature  $\mathbf{s}_{v,r}^{AGG}$  aggregated from neighbors  $\mathcal{N}_r(v)$ , which represents distinct relational statistics like payment sums or average ratings, toward the final fused embedding. By analyzing these weights, DIME offers transparency into the dynamically constructed model, revealing which specific relational signals are more influential for the given prediction task.

However, raw attention weights can be misleading when comparing tuples with a varying number of associated relation types, as the length of  $\mathbf{S}_v$  changes accordingly. For instance, a weight of 0.33 indicates a highly discriminative feature in a long sequence but may be only average in a short one. To address this, DIME computes a recalibrated importance score  $\tilde{\alpha}_{v,i}$  by quantifying the deviation of the raw weight  $\alpha_{v,i}$  from the uninformative uniform baseline  $b = 1/|\mathbf{S}_v|$ :

$$\tilde{\alpha}_{v,i} = \max\left(\frac{\alpha_{v,i} - b}{1 - b}, 0\right), i \in \{0, 1, \dots, |\mathbf{S}_v| - 1\}.$$

This normalization provides a length-independent metric, facilitating comparable interpretability of relational importance across diverse predictions.

**Task-Aware Prediction.** Finally, the fused embedding  $\mathbf{z}_v$  of the target tuple is passed through an activation and normalization layer to serve as the input for a task-specific prediction head  $g_\theta(\cdot)$ , which generates the final prediction:

$$\hat{y} = g_\theta(\text{LayerNorm}(\phi(\mathbf{z}_v))).$$

Here, the prediction head  $g_\theta(\cdot)$  and the semantics of the output  $\hat{y}$  are determined by the analytical task specified in the task profile. For instance, for a classification task,  $\hat{y}$  represents the predicted class probability, while for a regression task, it corresponds to a continuous numerical score.

*Optimization.* The base model architecture is optimized end-to-end by minimizing task-specific loss functions. To balance scalability with adaptability, DIME employs a hybrid optimization strategy. Foundational model components, specifically the *unified tuple encoder* and the *relation-aware message passing* module are pre-trained and shared across tasks to capture universal database patterns. In

contrast, task-adaptive model components, including the *context-aware fusion* module, the prediction head, and any integrated advanced *base model*, e.g., FT-Transformer [18] or ARM-Net [10], are optimized or fine-tuned in a task-specific manner to maximize performance for the current analytical task. For binary classification tasks, the optimization function is the binary cross-entropy loss:

$$\mathcal{L}(\hat{y}, y) = -\frac{1}{N} \sum_{i=1}^N \{y_i \log \sigma(\hat{y}_i) + (1 - y_i) \log(1 - \sigma(\hat{y}_i))\}.$$

For regression tasks, the optimization function employs the L1 loss:

$$\mathcal{L}(\hat{y}, y) = \frac{1}{N} \sum_{i=1}^N |\hat{y}_i - y_i|,$$

where  $y$  denotes the ground truth label and  $N$  is the number of training instances in the data slice.

## 5 Experiments

In this section, we present an extensive set of experiments to evaluate the performance of NeurIDA. We first evaluate its performance across multiple real-world relational databases and diverse prediction tasks. We next perform an ablation study to quantify the contribution of each component within DIME. Finally, we present parameter sensitivity and interpretable analysis, offering deeper insight into the behavior of NeurIDA. Implementation details could be found in <https://github.com/nusdbsystem/NeurIDA>.

### 5.1 Experimental Setup

**Datasets.** We conduct studies on five relational databases from healthcare, sociology, and e-commerce domains, each paired with prediction tasks that reflect practical objectives. Table 1 provides an overview of the database statistics and the associated tasks.

- **EVENT** [1] is a recommendation database derived from a mobile social-planning app that records users, invitations, and event metadata. There are two tasks: (i) a binary classification task that predicts whether a user will re-attend a previously joined event (user-repeat), and (ii) a regression task that estimates how many invitations the user will respond yes in the next week (user-attendance).

- **BEER** [27] is from a beer-review platform that records users, beers and associated review information. It involves two prediction tasks: (i) a binary classification task that predicts whether a user will give more than ten reviews in the next season (user-active), and (ii) a regression task that forecasts positive-rating ratio, where reviews with scores above 3.5 are treated as positive (beer-positive).

- **TRIAL** [4] is sourced from the AACT repository, a trial database containing clinical studies, intervention descriptions, and outcome records. We evaluate two predictive tasks that forecast events in the next year: (i) a binary classification task predicting whether a clinical study will be successful (study-outcome), and (ii) a regression task estimating the site-level success rate (site-success).

- **AVITO** [3] is a large-scale database of an online advertising platform, capturing detailed user-advertisement interaction logs such as searches, visits and phone contacts. We consider two predictive tasks: (i) a binary classification task that predicts whether a user will

**Table 1: Statistics of databases and prediction tasks.**

Dataset	#Table	#Relation	#Column	Domain	Task	Target Table #Instance	#Attribute		#Instance			
							Target*	All <sup>†</sup>	Train	Valid	Test	
Event	5	7	117	Recommendation	user-repeat	users	37,143	8	25	3,842	268	246
					user-attend	users	37,143	8	19	19,239	2,013	1,958
Beer	9	12	116	Review Platform	user-active	users	89,662	11	47	16,656	2,794	3,558
					beer-pos	beers	719,164	21	43	45,922	12,858	7,218
Trial	15	15	77	Healthcare	study-outcome	studies	249,730	27	50	11,994	960	825
					site-success	facilities	453,233	7	14	100,000	19,740	22,617
Avito	8	11	26	Online Platform	user-click	UserInfo	98,250	6	15	59,454	21,183	47,996
					ad-ctr	AdsInfo	5,960,558	8	18	5,100	1,766	1,816
HM	3	2	37	Retail	user-churn	customer	1,371,980	8	13	100,000	76,556	74,575
					item-sales	article	105,542	26	32	100,000	100,000	100,000

\* (#Attribute) Target: denotes the number of attributes available within the target tables's schema.

† (#Attribute) All: represents the total cumulative number of unique attributes across the entire relational database (the union of all table schemas).

click on more than one advertisement in the next four days (user-clicks), and (ii) a regression task that estimates the advertisement click-through rate within the same four-day window (ad-ctr).

- **HM** [2] is a database from the retail market, including customer profiles, item metadata, and transaction logs. We define two prediction tasks forecasting outcomes for the next week: (i) a binary classification task that predicts whether a customer will churn (i.e., no transaction records) (user-churn), and (ii) a regression task that estimates the item-level sales volume for each product, computed as the total transaction value over that week (item-sales).

**Baselines.** We use a variety of base models as baselines, which are organized into the following four groups:

- **Standalone Tabular Models (STM).** This group of models operates on target tables and serves as a strong baseline in traditional tabular data analytics. It includes classical machine learning models such as Logistic Regression (LR) [13] and Random Forest (RF) [8], advanced tree-based models such as CatBoost [39] and LightGBM [23], and recent tabular foundation models including TabPFN [20] and Tab4CL [40], which adapt to new prediction tasks in a single forward pass via in-context learning.

- **Tuple Representation Models (TRM).** These neural tabular models learn tuple representations that NeurIDA can further enrich with relational structure to improve prediction. We include a diverse set of architectures: fully connected networks (DNN) as the standard baseline; DeepFM [19] and ResNet [18] as variants enhanced by interaction and residual mechanisms; Attention-based models such as FT-Transformer (FTTrans) [18] and ARM-Net [10], which capture high-order feature dependencies; and TabM [17], which employs a multi-expert ensemble of lightweight networks to achieve efficient and robust representation learning.

- **AutoML.** To ensure competitive model configurations, we integrate automated learning approaches, including Optuna [6] for architecture-level hyperparameter optimization and Trails [51] for neural architecture search. These approaches adapt model designs to different analytics tasks and operate orthogonally to NeurIDA.

- **Large Tabular Models (LTM).** We additionally evaluate pre-trained language models that treat each tuple as text and generate semantic representations. LTM incorporates TP-BERTa [53], a RoBERTa-based model for tabular analytics tasks, as well as

Nomic [32] and BGE [50], two general text embedding models pre-trained on large-scale corpora. Following common practice, each tuple is serialized as a sequence of (attribute, value) pairs and encoded into a dense representation for downstream prediction.

**Evaluation Metrics.** We evaluate the effectiveness of prediction models using standard metrics for both classification and regression tasks. For classification, we report *the area under the curve* (AUC-ROC), where a higher value indicates better discriminative performance. For regression, we use the *mean absolute error* (MAE), where a lower value denotes higher prediction accuracy. To ensure temporal consistency and prevent information leakage, each dataset is chronologically partitioned into training, validation, and test sets based on global time cutoffs. The specific cutoff points vary across predictive tasks and databases. All reported results represent the mean performance of three independent runs, with *early stopping* [38] on the validation set for reliable comparisons.

**Implementation Details.** For a fair comparison, all approaches are configured consistently. The embedding dimension  $d$  is fixed to 128, and the network depth is set to 2 for DNN, ResNet, FTTrans, ARM-Net, and TabM. Other model-specific parameters follow their default setting. In particular, FTTrans uses 4 attention heads, ARM-Net uses 1 attention head, and TabM employs 8 ensemble experts to balance efficiency and accuracy. For the AutoML approaches, we adopt ResNet as the backbone, and define the search space over the number of layers and per-layer widths in 32, 64, 128, ..., 512. Both Trails and Optuna automatically explore this space to obtain the optimal base model architecture for each task. In addition, for the LTM group, we treat each pre-trained model as a frozen encoder that maps a tuple into a semantic embedding, upon which a lightweight linear prediction head is trained for downstream tasks. Specifically, for TP-BERTa, we employ the publicly released multitask checkpoint. For the Nomic and BGE, we adopt the nomic-embed-text-v1.5 and bge-base-en-v1.5 models, respectively. All three models generate 768-dimensional embeddings, ensuring consistent representation sizes across LTM baselines.

In model training, we use the AdamW [26] with a learning rate searched within  $[10^{-3}, 10^{-1}]$  and a batch size of 256. Each approach is trained for up to 500 epochs with early-stopping, where the



**Table 2: Overall effectiveness results.**

Task Type (Metric)		Classification (AUC-ROC) ↑					Regression (MAE) ↓				
Dataset / Task		Event	Beer	Trial	Avito	HM	Event	Beer	Trial	Avito	HM
Type	Method	user-repeat	user-active	study-out	user-click	user-churn	user-attend	beer-pos	site-success	ad-ctr	item-sales
STM	LR	0.7376	0.8812	0.6881	0.6407	0.6182	0.3912	0.2046	0.4594	0.0483	0.0659
	RF	0.7270	0.8737	0.6770	0.6450	0.6104	0.3745	0.1997	0.4565	0.0485	0.0584
	CatBoost	0.7429	0.9060	0.6945	0.6504	0.6232	0.2607	0.1975	0.4429	0.0393	0.0557
	LightGBM	0.7340	0.9061	0.6999	0.6527	0.6241	0.2547	0.1903	0.4595	0.0379	0.0495
	TabPFN	0.7754	0.9164	0.7051	0.6437	0.6254	0.3406	0.1903	0.4639	0.0369	0.0583
	TabICL*	0.7692	0.9077	0.7018	0.6503	0.6371	-	-	-	-	-
TRM	DNN	0.7294	0.9064	0.6830	0.6546	0.6290	0.2523	0.1947	0.4500	0.0394	0.0551
	↳w/ NeurIDA	<b>0.7901</b>	<b>0.9289</b>	<b>0.7057</b>	<b>0.6714</b>	<b>0.6837</b>	<b>0.2403</b>	<b>0.1719</b>	<b>0.3919</b>	<b>0.0366</b>	<b>0.0425</b>
	DeepFM	0.7130	0.9047	0.7013	0.6283	0.6203	0.2491	0.2091	0.4581	0.0397	0.0541
	↳w/ NeurIDA	<b>0.7993</b>	<b>0.9366</b>	<b>0.7042</b>	<b>0.6737</b>	<b>0.6833</b>	<b>0.2469</b>	<b>0.1727</b>	<b>0.4077</b>	<b>0.0365</b>	<b>0.0419</b>
	ResNet	0.7461	0.9055	0.7044	0.6587	0.6332	0.2422	0.1891	0.4441	0.0378	0.0599
	↳w/ NeurIDA	<b>0.7973</b>	<b>0.9379</b>	<b>0.7097</b>	<b>0.6740</b>	<b>0.6874</b>	<b>0.2376</b>	<b>0.1715</b>	<b>0.3713</b>	<b>0.0345</b>	<b>0.0390</b>
	FTTrans	0.7346	0.9131	0.6836	0.6502	0.6304	0.2539	0.1825	0.4290	0.0374	0.0584
	↳w/ NeurIDA	<b>0.8012</b>	<b>0.9360</b>	<b>0.7171</b>	<b>0.6730</b>	<b>0.6655</b>	<b>0.2401</b>	<b>0.1696</b>	<b>0.3817</b>	<b>0.0347</b>	<b>0.0398</b>
AutoML	ARM-Net	0.7402	0.9016	0.6965	0.6604	0.6297	0.2642	0.1912	0.4468	0.0368	0.0515
	↳w/ NeurIDA	<b>0.7934</b>	<b>0.9394</b>	<b>0.7130</b>	<b>0.6783</b>	<b>0.6900</b>	<b>0.2372</b>	<b>0.1673</b>	<b>0.3906</b>	<b>0.0349</b>	<b>0.0403</b>
	TabM	0.7415	0.9014	0.7048	0.6610	0.6270	0.2505	0.1829	0.4087	0.0371	0.0510
	↳w/ NeurIDA	<b>0.8028</b>	<b>0.9370</b>	<b>0.7166</b>	<b>0.6891</b>	<b>0.6837</b>	<b>0.2397</b>	<b>0.1692</b>	<b>0.3812</b>	<b>0.0352</b>	<b>0.0408</b>
	Optuna	0.7538	0.9112	0.7021	0.6392	0.6287	0.2378	0.1841	0.4069	0.0389	0.0533
	↳w/ NeurIDA	<b>0.7993</b>	<b>0.9317</b>	<b>0.7192</b>	<b>0.6755</b>	<b>0.6793</b>	<b>0.2335</b>	<b>0.1703</b>	<b>0.3891</b>	<b>0.0345</b>	<b>0.0401</b>
LTM	Trials	0.7602	0.9130	0.7040	0.6568	0.6225	0.2480	0.1919	0.4023	0.0401	0.0497
	↳w/ NeurIDA	<b>0.8017</b>	<b>0.9301</b>	<b>0.7142</b>	<b>0.6657</b>	<b>0.6739</b>	<b>0.2391</b>	<b>0.1710</b>	<b>0.3745</b>	<b>0.0373</b>	<b>0.0399</b>
	TP-BERTa†	0.5457	0.5170	-	0.5122	0.5058	0.2768	0.3155	0.4612	0.0430	0.3514
	↳w/ NeurIDA	<b>0.7705</b>	<b>0.9248</b>	-	<b>0.6472</b>	<b>0.6677</b>	<b>0.2518</b>	<b>0.1864</b>	<b>0.4281</b>	<b>0.0403</b>	<b>0.0455</b>
LTM	Nomic	0.6896	0.8896	0.6533	0.5771	0.5313	0.2677	0.3439	0.4545	0.0435	0.2063
	↳w/ NeurIDA	<b>0.7730</b>	<b>0.9178</b>	<b>0.6760</b>	<b>0.6558</b>	<b>0.6663</b>	<b>0.2504</b>	<b>0.1842</b>	<b>0.4228</b>	<b>0.0397</b>	<b>0.0453</b>
LTM	BGE	0.6787	0.8868	0.6503	0.6462	0.6097	0.2645	0.2829	0.4511	0.0410	0.0772
	↳w/ NeurIDA	<b>0.7857</b>	<b>0.9224</b>	<b>0.6805</b>	<b>0.6580</b>	<b>0.6657</b>	<b>0.2474</b>	<b>0.1938</b>	<b>0.4098</b>	<b>0.0401</b>	<b>0.0481</b>

\* TabICL: designed for classification, incompatible with regression tasks.

† TP-BERTa: the sequence length required by the Trial (study-out) task exceeds the TP-BERTa maximum input limit (512 tokens).

patience is set to 10 epochs for regression and 5 epochs for classification. all experiments are conducted on a server with a Xeon Silver 4114 CPU @ 2.2GHz (10 cores), 256GB of memory, and 8 GeForce RTX 3090 Ti. Model implementations are based on PyTorch 2.1.0 [36], Pytorch Geometric 2.5.3 [15], with CUDA 11.8.

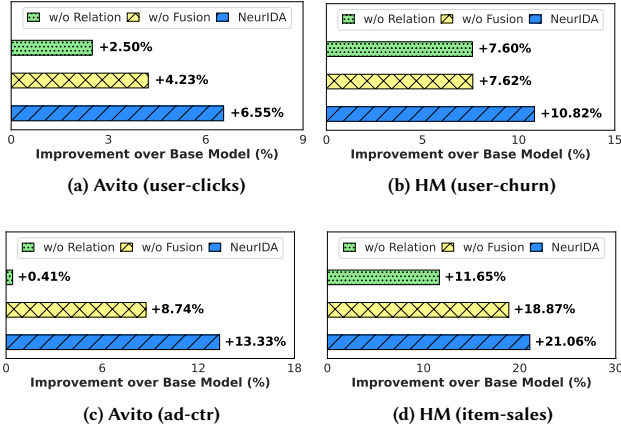
## 5.2 Overall Performance

The main result is presented in Table 2, where we evaluate the performance of base models across different prediction tasks. For models that support tuple representation learning, we further compare their performance with and without the augmentation of NeurIDA. Based on these results, we summarize the following key findings:

**Consistent Performance Augmentation with NeurIDA.** Across various base models, NeurIDA delivers consistent and substantial performance improvements on ten prediction tasks from five relational databases. In classification tasks, it consistently yields a relative improvement of 4%–12% in AUC-ROC, while in regression tasks it achieves a relative reduction of 10%–25% in MAE, compared to the corresponding base models without NeurIDA. The improvements are significantly larger for Large Tabular Model (LTM) baselines. For example, in user-event task, the AUC-ROC is lifted from 0.55 to 0.77 when TP-BERTa is augmented by NeurIDA.

Additionally, compared to strong standalone tabular models (STM) such as TabPFN and TabICL, the enhanced variants of base models with NeurIDA still achieve clearly superior performance.

We attribute this consistent performance augmentation to a series of dynamic modeling components in DIME. First, the unified tuple encoder in *Base Table Embedding* effectively captures intra-table semantics within the related tables. It learn features interactions for strong tuple representations via multi-head self-attention. Then, the relation-aware message passing module in *Dynamic Relation Modeling* incorporates inter-table structural information from multiple relations to further refine the embeddings. Finally, the context-aware fusion module adaptively highlights task-relevant relational context, ensuring that the most informative relations contribute more to prediction. In contrast, base models without NeurIDA treat tuples as independent samples and lack the ability to model inter-table dependencies. Without this structural awareness, their learned representations are less expressive, resulting in weaker predictive performance. Overall, by explicitly modeling both intra-table semantics and inter-table dependencies, NeurIDA unlocks richer tuple representation and consistently boosts predictive performance for base models.

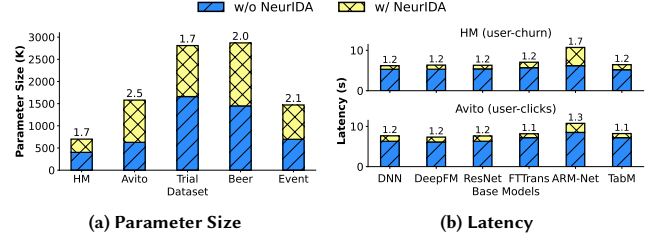


**Figure 4: Ablation study evaluating the contributions of *Dynamic Relation Modeling* (w/o Relation) and *Dynamic Model Fusion* (w/o Fusion).**

**Variability Across Model Groups.** We observe that the performance of base models without NeurIDA varies widely across model groups. For example, in STM, advanced tree-based models such as CatBoost and LightGBM outperform classical ML baselines like LR and RF. However, they show no clear advantage over base models in other groups. A key reason is that target tables contain many high-cardinality categorical features (e.g., foreign keys). Handling them via one-hot encoding produces sparse representations, which hinders predictive modeling and incurs substantial preprocessing overhead. By comparison, tabular foundation models (TabPFN and TabLCL) serve as the best baselines. They leverage pre-trained priors and in-context adaptation, enabling strong generalization to new tasks and more accurate prediction performance.

Tuple Representation Models (TRM) exhibit strong expressiveness overall. Base models such as ResNet, FTTrans, ARM-Net, and TabM achieve consistently robust performance, whereas simpler base models like DNN fall behind. This gap highlights the importance of architectural design: attention mechanisms in ARM-Net and expert-ensemble structures in TabM better capture complex feature interactions, leading to superior predictive effectiveness. AutoML methods achieve competitive performance by exploring large hyperparameter and architecture spaces. Their results closely approach the TRMs, showing that automated tuning can effectively adapt model configurations to the specific dataset. However, their gains depend heavily on the computation budget and search quality.

Large Tabular Models (LTM), such as TP-BERTa, Nomic, and BGE perform noticeably worse than other groups, highlighting the limitations of pre-trained language models when applied to tabular analytics. Many table attributes in relational data lack general semantic meanings. For instance, UserAgentID and UserDeviceID in the Avito UserInfo table are categorical identifiers rather than natural-language tokens, making it hard for text encoders to construct meaningful tuple representations. Moreover, since these pre-trained models are frozen during downstream training, they cannot adapt to specific tasks, further constraining their capability.



**Figure 5: Cost analysis. Numbers on each bar denote the relative computation overhead introduced by NeurIDA.**

Overall, this variability highlights clear distinctions between different types of base models, where factors such as architectural design, feature-handling strategies, and the semantic expressiveness of attributes significantly influence model effectiveness.

**Variability in Prediction Tasks.** The augmentation brought by NeurIDA varies across different prediction tasks. At a macro level, the performance gains in regression tasks are generally more substantial than in classification tasks. Regression requires precise numerical estimation and is therefore more sensitive to the quality of representation and modeling. The improvement achieved by NeurIDA in regression highlights the necessity of fine-grained dynamic modeling when the prediction objective becomes challenging. By jointly leveraging the intra-table semantics, inter-table dependencies, and task-specific relational context, NeurIDA enriches tuple representations with comprehensive signals, enabling more accurate numerical prediction in regression tasks.

Additionally, the improvement in classification tasks varies across datasets. For example, the gain in the user-repeat task of the Event database is much more substantial than in the study-out task of the Trial database. This discrepancy largely reflects the varying importance of relational structure. In user-repeat, the target table contains only 8 attributes (See Table 1) with limited behavioral information, and most predictive cues reside in related tables. Hence, by providing dynamic relational modeling to uncover and integrate inter-table structural information, NeurIDA significantly boosts prediction performance in these tasks. In contrast, study-out relies more on attributes already present in the target table, making the relative benefit from NeurIDA modest.

### 5.3 Ablation Study and Cost Analysis

**Component Ablation Study.** To understand the contribution of each component in DIME, we conduct an ablation study on *Dynamic Relation Modeling* and *Dynamic Model Fusion*. The *Base Table Embedding* is retained since the unified tuple encoder is required for basic encoding of related tables. We remove those two components individually, denoted as w/o Relation and w/o Fusion, and evaluate their impact on the improvement over the base model ResNet. Results are reported in Figure 4.

Removing either component causes clear performance degradation, indicating that both contribute meaningfully to the augmentation of NeurIDA. The impact of *Dynamic Relation Modeling* is more substantial. The performance gain drops from 6.5% to 2.5% in user-clicks and from 13.3% to 0.4% in ad-ctr without it. This

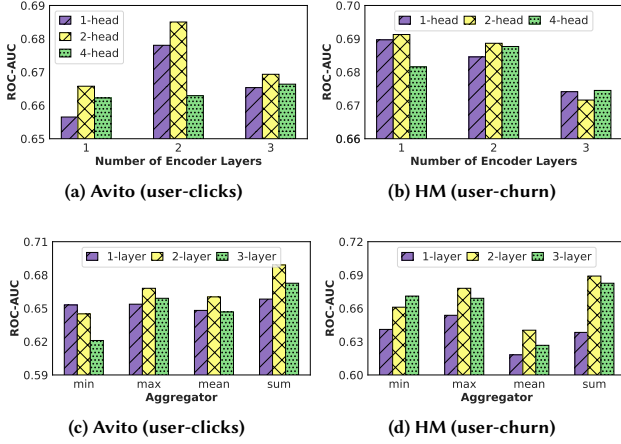


Figure 6: Effects of encoder layer  $l$  and attention head  $H$  (a-b), aggregator  $agg$  and message-passing depth  $\ell$  (c-d).

aligns with its role in capturing inter-table dependencies and structural information distributed across multiple related tables, which is particularly important for behavior-driven tasks like user-clicks. We also observe that the relative importance of the two components varies across databases. Unlike Avito with various relations and related tables, HM has a simpler schema (three tables and two relations). In this case, the results of w/o Relation and w/o Fusion yield similar performance (7.6% improvement in user-churn), indicating when the relational structure is simple, context-aware fusion module sufficiently exploits the available local context. As the schemas become more complex, *Dynamic Relation Modeling* becomes more critical for a fine-grained modeling of relational signals across multiple tables. In summary, both components are essential for the consistent performance augmentation of NeurIDA. *Dynamic Relation Modeling* is the driver for capturing complex structural information, while *Dynamic Model Fusion* provides complementary local context that enhances the expressiveness of representations.

**Parameter Size and Inference Latency.** We evaluate the overhead introduced by NeurIDA. First, we use ResNet as the base model and measure the additional parameters. As shown in Figure 5a, NeurIDA adds between 0.7M and 3M parameters across five databases (excluding embeddings). The increase follows the complexity of the database schema: more tables and relation types require larger unified tuple embedding and relation-aware message passing modules. Overall, the parameter size remains within twice that of the base model. We further measure inference latency, as illustrated in Figure 5b. Across different base models, NeurIDA introduces a moderate overhead from 1.2 to 1.7 times. Given that NeurIDA eliminates extensive tabular preprocessing required by standalone base models, this additional latency remains well within a practical and acceptable range. Overall, NeurIDA delivers significantly better predictive performance with only modest overhead in parameters and latency.

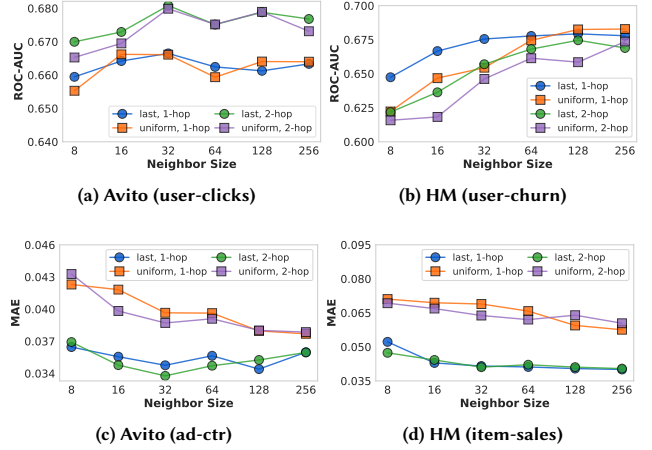


Figure 7: Effects of neighbor sampling configuration (including neighbor size, hop number, and sample strategy).

## 5.4 Parameter and Interpretability Analysis

In this section, we evaluate how different parameter choices affect prediction performance. We also present interpretability analyses derived from the *Dynamic Model Fusion*.

**Encoder Layer and Attention Head.** We study the effect of encoder depths and attention head count in the unified tuple encoder of *Base Table Embedding*. We vary the number of layers 1, 2, 3 and head count 1, 2, 4 and report results in Figure 6. The optimal layer depth differs between databases. On Avito, a 2-layer encoder performs the best, while the 1-layer version shows clear degradation. On HM, the 1-layer encoder gives the best overall results. This is because the Avito schema involves more related tables (7 tables in Avito while 2 in HM). A deeper encoder offers sufficient capacity for representing tuples from diverse tables, while in simpler schemas, deeper models may suffer from overfitting or optimization difficulty. It suggests the encoder depth should scale with schema complexity. For attention heads, using 2 heads shows the best and most stable performance overall. Increasing the attention head does not bring further benefit and adds unnecessary complexity.

**Message-Passing Depth and Aggregator.** We then investigate the depth and the aggregator in the relation-aware message passing module of *Dynamic Relation Modeling*. We vary the depth 1, 2, 3 and aggregators min, max, sum, mean, and report the results in Figure 6. We find that setting message-passing depth as 2 or 3 consistently outperforms using 1. A larger depth expands the receptive field over the relational graph, incorporating multi-hop dependencies rather than directly linked neighbors. These results indicate that a sufficient depth is required to benefit from relational structure, while still keeping the model efficient and stable. For aggregators, the sum generally performs the best, better than mean, the default choice in most graph neural networks. While mean aggregator normalizes by the number of neighbors, it may suppress important degree-related signals. In the user-churn task in Avito, the number of neighbors (user interactions) strongly indicates activity level.

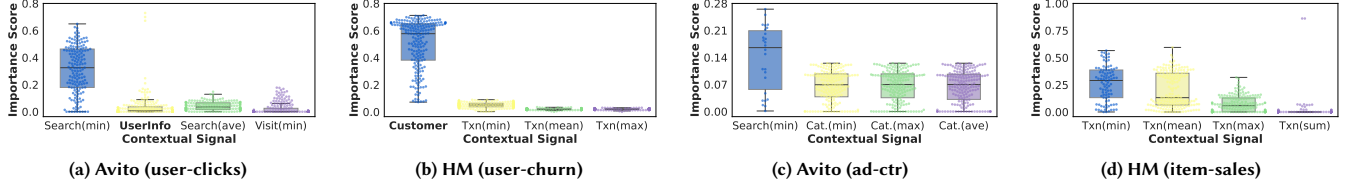


Figure 8: Interpretability analysis and visualization.

The sum aggregator preserves such degree-related signals, better captures behavior patterns and improves prediction performance

**Neighborhood Sampling Configuration.** We further study the neighborhood sampling configurations in *Dynamic Relation Modeling*. Since the relational graph is large, sampling a subset of neighbors  $N(v)$  for the target tuple is crucial for structural information. We vary the neighbor size 8, 16, 32, 64, 128, 256, the hop number 1, 2, and the sampling strategy, including *uniform* random sampling and *latest*, which prioritizes neighbors with more recent timestamps. We report the results in Figure 7. Performance generally improves and then stabilizes as *neighbor size* increases. A larger sampling scale introduces richer relational contexts, while excessively large sampling brings little additional information and only increases computation. Empirically, a neighbor size of 32 for the user-clicks and 64 for the user-churn is sufficient. The optimal *hop number* depends on schema complexity in classification tasks. In Avito, using 2-hop sampling captures better relational signals, while in HM, 1-hop sampling performs more robustly due to the simpler schema structure. The sampling strategy has the strongest impact in regression tasks. The *latest* strategy significantly improves performance by selecting neighbors that are more temporally relevant to the prediction target, highlighting the importance of temporal locality.

**Relation Importance.** Finally, we examine the interpretability enabled by the context-aware fusion module in *Dynamic Model Fusion*. We compute the recalibrated importance scores, rank all contextual signals by their average scores, and visualize the top four. The score distributions are shown in Figure 8. In user-clicks, Figure 8a, the Search(min) signal consistently receives the highest importance. Since Search records user search behavior, it directly reflects user intent and is a strong indicator of future clicks. Browsing signals from Visit are also important but weaker, which aligns with real-world intuition. Userinfo dominates in user-churn, Figure 8b, showing the significance of user profiles. Txn leads in item-sales as historical transaction volume directly relates to future sales. In ad-ctr, Search remains dominant while Category (denoted as Cat in Figure 8c) also plays a key role. It suggests that different ad categories (e.g., electronics vs. real estate) have different click tendencies. In HM, Figure 8d, the most important contextual signals shift based on task objectives. Overall, the learned importance scores align well with domain knowledge, demonstrating that NeurIDA offers interpretable insights that support model decisions.

## 6 Related Work

**Tabular Data Analytics.** Tabular data analytics has long been a central topic in machine learning, where the goal is to predict

a target attribute from a single table with readily available features. Traditional methods such as RF [8] and CatBoost [39] remain strong baselines due to their robustness and efficiency. Recently, deep learning models (e.g., DNN, ARM-Net [10]) automatically capture nonlinear and high-order feature interactions, making them effective for high-cardinality categorical features. In parallel, tabular foundation models such as TabPFN [20] and TabICL [40] leverage pretrained priors and in-context adaptation to generalize well across diverse tasks. However, these approaches typically assume that tuples are independent and drawn from a single table. In relational databases, where multiple tables are interconnected, they either require heavy manual preprocessing or lack explicit modeling of relational structure. Our work addresses this gap by providing a unified augmentation framework that seamlessly integrates with existing models to improve predictive performance.

**Table Discovery and Augmentation.** Table discovery and augmentation techniques aim to enhance prediction by identifying relevant tables and integrating auxiliary information into the target table for downstream analytics. They mainly focus on table search in large data lakes and data integration from discovered sources. Data Lake Navigator (DLN) [7] column-level relevance models to detect connections across heterogeneous datasets, and RONIN [34] organizes large data collections hierarchically for efficient exploration. Beyond discovery, work exploits the integration of retrieved tables. DFS [21] automatically engineers aggregation features from joined data. ARDA [12] joins related tables and performs feature selection to refine the augmented feature space. Leva [57] further builds a graph across matching attributes and applies graph embedding to preserve relational structure for augmentation. Unlike data lakes with uncertain relationships, relational databases provide well-defined PK–FK structures. NeurIDA leverages this structure to deliver more accurate and reliable predictions than table-discovery or feature-augmentation approaches.

## 7 Conclusions

We propose NeurIDA, an end-to-end autonomous system for in-database analytics that dynamically constructs ML models tailored to various analytical tasks. By aligning model design with query intent, relational schema, and task semantics, NeurIDA overcomes the low scalability of static ML models. At its core is dynamic in-database modeling, which constructs models on-the-fly from a shared base model, adapting to diverse prediction objectives without manual pipeline redesign. Additionally, NeurIDA includes LLM-based interfaces for natural language queries and result interpretation. These integrations enable efficient, adaptive, and user-friendly analytics directly within relational databases, paving the way for more intelligent and accessible AI-powered database systems.

## References

- [1] 2013. Event Recommendation Engine Challenge. <https://www.kaggle.com/c/event-recommendation-engine-challenge>. Accessed: 2025-04-16.
- [2] 2014. H&M Personalized Fashion Recommendations. <https://www.kaggle.com/competitions/h-and-m-personalized-fashion-recommendations>. Accessed: 2025-04-16.
- [3] 2015. Avito Context Ad Clicks. <https://www.kaggle.com/c/avito-context-ad-clicks>. Accessed: 2025-04-16.
- [4] 2016. AACT Clinical Trials.gov. <https://aact.ctti-clinicaltrials.org/>. Accessed: 2025-04-16.
- [5] Mohamed S. Abdelfattah, Abhinav Mehrotra, Lukasz Dudziak, and Nicholas Donald Lane. 2021. Zero-Cost Proxies for Lightweight NAS. In *9th International Conference on Learning Representations, ICLR*. OpenReview.net.
- [6] Takuya Akiba, Shotaro Sano, Toshihiko Yanase, Takeru Ohta, and Masanori Koyama. 2019. Optuna: A Next-generation Hyperparameter Optimization Framework. In *International Conference on Knowledge Discovery & Data Mining*. ACM, 2623–2631.
- [7] Sagar Bharadwaj, Praveen Gupta, Ranjita Bhagwan, and Saikat Guha. 2021. Discovering Related Data At Scale. *Proceedings of the VLDB Endowment* 14, 8 (2021), 1392–1400.
- [8] Leo Breiman. 2001. Random Forests. *Mach. Learn.* 45, 1 (2001), 5–32.
- [9] Michael L. Brodie. 1988. Future Intelligent Information Systems: AI and Database Technologies Working Together. In *National Conference on Artificial Intelligence*. AAAI Press / The MIT Press, 844–845.
- [10] Shaofeng Cai, Kaiping Zheng, Gang Chen, H. V. Jagadish, Beng Chin Ooi, and Meihui Zhang. 2021. ARM-Net: Adaptive Relation Modeling Network for Structured Data. In *Proceedings of the 2021 International Conference on Management of Data (Virtual Event, China) (SIGMOD '21)*. Association for Computing Machinery, New York, NY, USA, 207–220. doi:10.1145/3448016.3457321
- [11] Surajit Chaudhuri. 1998. An overview of query optimization in relational systems. In *Proceedings of the Seventeenth ACM SIGACT-SIGMOD-SIGART Symposium on Principles of Database Systems (Seattle, Washington, USA) (PODS '98)*. Association for Computing Machinery, New York, NY, USA, 34–43. doi:10.1145/275487.275492
- [12] Nadia Chepurko, Ryan Marcus, Emanuel Zraggen, Raul Castro Fernandez, Tim Kraska, and David R. Karger. 2020. ARDA: Automatic Relational Data Augmentation for Machine Learning. *Proceedings of the VLDB Endowment* 13, 9 (2020), 1373–1387.
- [13] David R Cox. 1958. The regression analysis of binary sequences. *Journal of the Royal Statistical Society Series B: Statistical Methodology* 20, 2 (1958), 215–232.
- [14] Sanjula De Alwis and Indrajith Ekanayake. 2025. Explainability, risk modeling, and segmentation based customer churn analytics for personalized retention in e-commerce. *arXiv preprint arXiv:2510.11604* (2025).
- [15] Matthias Fey, Jinu Sunil, Akihiro Nitta, Rishi Puri, Manan Shah, Blaz Stojanovic, Ramona Bendias, Alexandria Barghi, Vid Kocijan, Zecheng Zhang, Xinwei He, Jan Eric Lenssen, and Jure Leskovec. 2025. PyG 2.0: Scalable Learning on Real World Graphs. *CoRR abs/2507.16991* (2025).
- [16] Rolando Garcia, Pragya Kallanagoudar, Chithra Anand, Sarah E. Chasins, Joseph M. Hellerstein, and Aditya G. Parameswaran. 2024. Flow with FlorDB: Incremental Context Maintenance for the Machine Learning Lifecycle. *CoRR abs/2408.02498* (2024).
- [17] Yuri Gorishniy, Akim Kotelnikov, and Artem Babenko. 2025. TabM: Advancing tabular deep learning with parameter-efficient ensembling. In *International Conference on Learning Representations*. OpenReview.net.
- [18] Yuri Gorishniy, Ivan Rubachev, Valentin Khruikov, and Artem Babenko. 2021. Revisiting Deep Learning Models for Tabular Data. In *Advances in Neural Information Processing Systems*. 18932–18943.
- [19] Huifeng Guo, Ruiming Tang, Yunming Ye, Zhenguo Li, and Xiuqiang He. 2017. DeepFM: A Factorization-Machine based Neural Network for CTR Prediction. In *International Joint Conference on Artificial Intelligence*. ijcai.org, 1725–1731.
- [20] Noah Hollmann, Samuel Müller, Katharina Eggensperger, and Frank Hutter. 2023. TabPFN: A Transformer That Solves Small Tabular Classification Problems in a Second. In *International Conference on Learning Representations*. OpenReview.net.
- [21] James Max Kanter and Kalyan Veeramachaneni. 2015. Deep feature synthesis: Towards automating data science endeavors. In *International Conference on Data Science and Advanced Analytics*. IEEE, 1–10.
- [22] Konstantinos Karanasos, Matteo Interlandi, Fotis Psallidas, Rathijit Sen, Kwanghyun Park, Ivan Popivanov, Doris Xin, Supun Nakandala, Subru Krishnan, Markus Weimer, Yuan Yu, Raghu Ramakrishnan, and Carlo Curino. 2020. Extending Relational Query Processing with ML Inference. In *Conference on Innovative Data Systems Research*.
- [23] Guolin Ke, Qi Meng, Thomas Finley, Taifeng Wang, Wei Chen, Weidong Ma, Qiwei Ye, and Tie-Yan Liu. 2017. LightGBM: A Highly Efficient Gradient Boosting Decision Tree. In *Advances in Neural Information Processing Systems*. 3146–3154.
- [24] Meghdad Kurmanji, Eleni Triantafillou, and Peter Triantafillou. 2024. Machine Unlearning in Learned Databases: An Experimental Analysis. *Proc. ACM Manag. Data* 2, 1 (2024), 49:1–49:26.
- [25] Meghdad Kurmanji and Peter Triantafillou. 2023. Detect, Distill and Update: Learned DB Systems Facing Out of Distribution Data. *Proc. ACM Manag. Data* 1, 1, Article 33 (May 2023), 27 pages. doi:10.1145/3588713
- [26] Ilya Loshchilov and Frank Hutter. 2019. Decoupled Weight Decay Regularization. In *International Conference on Learning Representations*. OpenReview.net.
- [27] Julian John McAuley and Jure Leskovec. 2013. From amateurs to connoisseurs: modeling the evolution of user expertise through online reviews. In *International Conference on World Wide Web*. 897–908.
- [28] Ke Meng, Tao He, Sijie Shen, Lei Wang, Wenyuan Yu, and Jingren Zhou. 2025. Moko: Marrying Python with Big Data Systems. In *Proceedings of the European Conference on Computer Systems*. ACM, 345–359.
- [29] MindsDB. 2024. <https://mindsdb.com/>.
- [30] Guido Moerkotte and Thomas Neumann. 2008. Dynamic programming strikes back. In *International Conference on Management of Data*. ACM, 539–552.
- [31] Supun Nakandala, Yuhao Zhang, and Arun Kumar. 2020. Cerebro: A Data System for Optimized Deep Learning Model Selection. *Proceedings of the VLDB Endowment* 13, 11 (2020), 2159–2173.
- [32] Zach Nussbaum, John Xavier Morris, Andriy Mulyar, and Brandon Duderstadt. 2025. Nomic Embed: Training a Reproducible Long Context Text Embedder. *Transactions on Machine Learning Research* 2025 (2025).
- [33] Beng Chin Ooi, Kian-Lee Tan, Sheng Wang, Wei Wang, Qingchao Cai, Gang Chen, Jinyang Gao, Zhaojing Luo, Anthony K. H. Tung, Yuan Wang, Zhongle Xie, Meihui Zhang, and Kaiping Zheng. 2015. SINGA: A Distributed Deep Learning Platform. In *Annual ACM Conference on Multimedia Conference*. ACM, 685–688.
- [34] Paul Ouellette, Aidan Sciortino, Fatemeh Nargesian, Bahar Ghadiri Bashardoost, Erkang Zhu, Ken Q. Pu, and René J. Miller. 2021. RONIN: Data Lake Exploration. *Proceedings of the VLDB Endowment* 14, 12 (2021), 2863–2866.
- [35] James Pan and Guoliang Li. 2025. Database Perspective on LLM Inference Systems. *Proceedings of the VLDB Endowment* 18, 12 (2025), 5504–5507.
- [36] Adam Paszke, Sam Gross, Francisco Massa, Adam Lerer, James Bradbury, Gregory Chanan, Trevor Killeen, Zeming Lin, Natalia Gimelshein, Luca Antiga, Alban Desmaison, Andreas Köpf, Edward Z. Yang, Zachary DeVito, Martin Raison, Alykhan Tejani, Sasank Chilamkurthy, Benoit Steiner, Lu Fang, Junjie Bai, and Soumith Chintala. 2019. PyTorch: An Imperative Style, High-Performance Deep Learning Library. In *Advances in Neural Information Processing Systems*. 8024–8035.
- [37] PostgresML. 2024. <https://postgresml.org/>.
- [38] Lutz Prechelt. 2012. Early Stopping - But When? In *Neural Networks: Tricks of the Trade - Second Edition*. Lecture Notes in Computer Science, Vol. 7700. Springer, 53–67.
- [39] Liudmila Ostroumova Prokhorenkova, Gleb Gusev, Aleksandr Vorobev, Anna Veronika Dorogush, and Andrey Gulin. 2018. CatBoost: unbiased boosting with categorical features. In *Advances in Neural Information Processing Systems*. 6639–6649.
- [40] Jingang Qu, David Holzmüller, Gaël Varoquaux, and Marine Le Morvan. 2025. TabCL: A Tabular Foundation Model for In-Context Learning on Large Data. In *International Conference on Machine Learning*.
- [41] P. Griffiths Selinger, M. M. Astrahan, D. D. Chamberlin, R. A. Lorie, and T. G. Price. 1979. Access path selection in a relational database management system. In *Proceedings of the 1979 ACM SIGMOD International Conference on Management of Data (Boston, Massachusetts) (SIGMOD '79)*. Association for Computing Machinery, New York, NY, USA, 23–34. doi:10.1145/582095.582099
- [42] Yao Shu, Shaofeng Cai, Zhongxiang Dai, Beng Chin Ooi, and Bryan Kian Hsiang Low. 2022. NASI: Label- and Data-agnostic Neural Architecture Search at Initialization. In *The Tenth International Conference on Learning Representations, ICLR*. OpenReview.net.
- [43] Yao Shu, Wei Wang, and Shaofeng Cai. 2020. Understanding Architectures Learnt by Cell-based Neural Architecture Search. In *8th International Conference on Learning Representations, ICLR*. OpenReview.net.
- [44] Azure SQL. 2024. <https://learn.microsoft.com/en-us/azure/azure-sql/>.
- [45] Michael Stonebraker and Lawrence A. Rowe. 1986. The design of POSTGRES. In *Proceedings of the 1986 ACM SIGMOD International Conference on Management of Data (Washington, D.C., USA) (SIGMOD '86)*. Association for Computing Machinery, New York, NY, USA, 340–355. doi:10.1145/16894.16888
- [46] Hugo Touvron, Thibaut Lavril, Gautier Izacard, Xavier Martinet, Marie-Anne Lachaux, Timothée Lacroix, Baptiste Rozière, Naman Goyal, Eric Hambro, Faisal Azhar, Aurélien Rodriguez, Armand Joulin, Edouard Grave, and Guillaume Lample. 2023. LLaMA: Open and Efficient Foundation Language Models. *CoRR abs/2302.13971* (2023).
- [47] Dana Van Aken, Andrew Pavlo, Geoffrey J. Gordon, and Bohan Zhang. 2017. Automatic Database Management System Tuning Through Large-scale Machine Learning. In *Proceedings of the 2017 ACM International Conference on Management of Data (Chicago, Illinois, USA) (SIGMOD '17)*. Association for Computing Machinery, New York, NY, USA, 1009–1024. doi:10.1145/3035918.3064029
- [48] Ashish Vaswani, Noam Shazeer, Niki Parmar, Jakob Uszkoreit, Llion Jones, Aidan N. Gomez, Lukasz Kaiser, and Illia Polosukhin. 2017. Attention Is All you Need. In *Advances in Neural Information Processing Systems*. 5998–6008.



- [49] Peizhi Wu and Zachary G. Ives. 2024. Modeling Shifting Workloads for Learned Database Systems. *Proc. ACM Manag. Data* 2, 1, Article 38 (March 2024), 27 pages. doi:10.1145/3639293
- [50] Shitao Xiao, Zheng Liu, Peitian Zhang, Niklas Muennighoff, Defu Lian, and Jian-Yun Nie. 2024. C-Pack: Packed Resources For General Chinese Embeddings. In *International Conference on Research and Development in Information Retrieval*. ACM, 641–649.
- [51] Naili Xing, Shaofeng Cai, Gang Chen, Zhaojing Luo, Beng Chin Ooi, and Jian Pei. 2024. Database Native Model Selection: Harnessing Deep Neural Networks in Database Systems. *Proceedings of the VLDB Endowment* 17, 5 (2024), 1020–1033.
- [52] Naili Xing, Shaofeng Cai, Zhaojing Luo, Beng Chin Ooi, and Jian Pei. 2024. Anytime Neural Architecture Search on Tabular Data. *CoRR* abs/2403.10318 (2024).
- [53] Jiahuan Yan, Bo Zheng, Hongxia Xu, Yiheng Zhu, Danny Z. Chen, Jimeng Sun, Jian Wu, and Jintai Chen. 2024. Making Pre-trained Language Models Great on Tabular Prediction. In *International Conference on Learning Representations*. OpenReview.net.
- [54] Lingze Zeng, Naili Xing, Shaofeng Cai, Gang Chen, Beng Chin Ooi, Jian Pei, and Yuncheng Wu. 2024. Powering In-Database Dynamic Model Slicing for Structured Data Analytics. *Proceedings of the VLDB Endowment* 17, 13 (2024), 4813–4826.
- [55] Mark Zhao, Emanuel Adamiak, and Christos Kozyrakis. 2024. cedar: Optimized and Unified Machine Learning Input Data Pipelines. *Proceedings of the VLDB Endowment* 18, 2 (2024), 488–502.
- [56] Zhanhao Zhao, Shaofeng Cai, Haotian Gao, Hexiang Pan, Siqi Xiang, Naili Xing, Gang Chen, Beng Chin Ooi, Yanyan Shen, Yuncheng Wu, and Meihui Zhang. 2025. NeurDB: On the Design and Implementation of an AI-powered Autonomous Database. *Conference on Innovative Data Systems Research*.
- [57] Zixuan Zhao and Raul Castro Fernandez. 2022. Leva: Boosting Machine Learning Performance with Relational Embedding Data Augmentation. In *Proceedings of the 2022 International Conference on Management of Data* (Philadelphia, PA, USA) (*SIGMOD '22*). Association for Computing Machinery, New York, NY, USA, 1504–1517. doi:10.1145/3514221.3517891