

# MPC for tracking for anesthesia dynamics

Maxim Raymond\* Kaouther Moussa\*\* Mirko Fiacchini\*\*\*  
Jimmy Lauber\*\*

\* UPHF, CNRS, UMR 8201 - LAMIH, F-59313 Valenciennes,  
France, (e-mail: maxim.raymond@uphf.fr).

\*\* UPHF, CNRS, UMR 8201 - LAMIH, INSA Hauts-de-France,  
F-59313 Valenciennes, France, (e-mail: kaouther.moussa@uphf.fr,  
jimmy.lauber@uphf.fr)

\*\*\* Univ. Grenoble Alpes, CNRS, Grenoble INP, GIPSA-lab, 38000  
Grenoble, France, (e-mail: mirko.fiacchini@gipsa-lab.fr)

---

## Abstract:

In this paper, an MPC for tracking formulation is proposed for the control of anesthesia dynamics. It seamlessly enables the optimization of the steady-states pair that is not unique due to the MISO nature of the model. Anesthesia dynamics is a multi-time scale system with two types of states characterized, respectively, by fast and slow dynamics. In anesthesia control, the output equation depends only on the fast dynamics. Therefore, the slow states can be treated as disturbances, and compensation terms can be introduced. Subsequently, the system can be reformulated as a nominal one allowing the design of an MPC for tracking strategy. The presented framework ensures recursive feasibility and asymptotic stability, through the design of appropriate terminal ingredients in the MPC for tracking framework. The controller performance is then assessed on a patient in a simulation environment.

*Keywords:* Model Predictive Control, Anesthesia dynamics

---

## 1. INTRODUCTION

During a surgery, the anesthesiologist is responsible for the drug scheduling of the patient. Post-operative comorbidities or trauma can happen due to an excess or lack of medication. The issue of avoiding such complications has attracted the interest of the control community. Anesthesia includes 3 major aspects: hypnosis which describes the depth of consciousness, analgesia which represents the lack of pain, and finally areflexia, the lack of movement. In this paper we focus on the hypnosis effect.

A well assessed indicator of the hypnosis level is the Bispectral Index (BIS). This indicator is computed from the EEG signal, and ranges from a score of 100 which represents a patient fully awake, to a score of 0 in absence of cerebral activity. Different models have been proposed to represent the drug effect on the BIS using propofol alone, for example in Eleveld et al. (2018), or by coupling it with an analgesic, for example in Bouillon et al. (2004). It has been proved in West et al. (2018) that accounting for both propofol and remifentanyl to control the BIS improved the overall controller performance in comparison to a feedback relying solely on propofol. Usually, the coupled control of propofol and remifentanyl is handled using a ratio as in Merigo et al. (2019). This approach may not be optimal, considering that the solution to the output equation is not unique. Moreover, this ratio may have been computed for a given steady-state and therefore, may not

be suitable for the transient phase, which is known to be critical in anesthesia monitoring.

For the anesthesia problem, the choice of MPC techniques is interesting due to two main reasons. Firstly, the MPC is able by design to handle constraints on the input and the state of the system. Secondly, since the anesthesia monitoring problem may involve different objectives, their formulation in terms of a cost function may be suitable for that purpose.

In the literature, different MPC frameworks have been proposed to control the depth of hypnosis, for example, a robust control of anesthesia using only propofol has been presented in Ionescu et al. (2008) using MPC. In Ionescu et al. (2015), the authors proposed an MPC framework with a linear multiple input single output model obtained by means of a linearization of the output mapping. A nonlinear MPC has been proposed in Aubouin-Pairault et al. (2024) to regulate the BIS using propofol and remifentanyl. To mimic the anesthesiologist behavior, in Milanese et al. (2024), they developed an MPC controller combined with an event-based PID strategy. For the same purpose, in Raymond et al. (2025), they suggest an MPC formulation with a range cost to reduce the sensitivity of control profiles to measurement noise. Such methods are welcome by anesthesiologists as clinical test using MPC have been performed in Pawlowski et al. (2023).

The considered anesthesia dynamics is a MISO system with two inputs. Due to this configuration, the steady-state pair is not unique. A first issue is how to consider the complete set of admissible steady-states corresponding

---

\* This work was supported by the Clinical project, funded by the ANR under grant ANR-24-CE45-4255.

to a given output set-point and how to optimally compute the steady-states pair during surgical operations. In the literature, to overcome this challenge many works rely on a fixed ratio between the two inputs. In Aubouin-Pairault et al. (2024), although the remifentanil dosage is not regulated using a ratio, the equilibrium input computation is based on a cost that contains a soft ratio between propofol and remifentanil rates. As a consequence, in both cases, a unique steady-state is considered in a set-point tracking formulation, which does not represent the clinical reality. Moreover, such configurations may limit the flexibility in the anesthesia control process. For more vulnerable patients, anesthesiologists might want to reduce the maximum allowable drug concentrations to avoid complications, and this reduction may not be compatible with the same desired ratio. Another important aspect of anesthesia dynamics is that it is a multi-time scale system where some states have a slower response time compared to the others. In the case of anesthesia, the goal is to accelerate the fast states dynamics since they are those impacting the output.

This paper aims to propose a method to design a ratio-free multiple input control of anesthesia dynamics, using propofol and remifentanil. To do so, a new model formulation for anesthesia is presented by considering the whole set of admissible steady-states in the tracking formulation. To achieve this goal, we propose a reformulation of the nonlinear output equation which, for a given fixed output set-point, results in an affine equation linking the steady-states corresponding to propofol and remifentanil drug rates.

Furthermore, due to the multi-time scale dynamics related to anesthesia dynamics, the slow states (concentrations in muscles and fat compartments) can be considered as a disturbance on the fast states (concentrations in blood and effect-site compartments), as previously mentioned in Zabi et al. (2015). Therefore, in order to cope with this problem, we design a control law that allows to compensate for the disturbance effects on the fast dynamics. This compensation assumes the knowledge of the concentrations in the slow compartments, which we consider to be measured as a first step in this paper. Estimation techniques can be applied in the future, similarly to what have been done in Moussa et al. (2023), Aubouin-Pairault et al. (2024), to provide a more realistic solution for this problem.

Leveraging the MPC for tracking framework, we propose a new anesthesia control formulation that offers more flexibility in the control design, by seamlessly integrating the admissible steady-state set into the optimization problem and considering the steady-state as an additional decision variable. Furthermore, a supplementary cost expressing the clinical preferences allowing to guide the decision on the steady-state can be added to the objective function, without affecting the theoretical guarantees.

This paper is organized as follows: first the model used to describe anesthesia dynamics is presented in Section 2 with the pharmacokinetics and the pharmacodynamics. It is followed by the new closed-loop control formulation in Section 3. In this section the slow state effect compensation and the MPC design are presented. To assess the performance of the method proposed in this work, Section 4

presents the simulation setup with the numerical results. Lastly Section 5 poses the conclusion and offers future research directions.

## 2. DYNAMICAL MODEL

The physiological model used to describe anesthesia is separated into two parts, pharmacokinetics, which describes the drugs concentration dynamics in the different compartments of the body, and pharmacodynamics, which models the relation between the drug concentrations and the effect on the patient. Here we focus only on the hypnosis component of anesthesia monitoring. Therefore, the considered output is the BIS and the system inputs are the infusion rates of propofol and remifentanil.

### 2.1 Pharmacokinetics

Each drug pharmacokinetics is decoupled and composed of four compartments, that can be characterized as slow (muscles, fat) and fast (blood, effect-site) compartments because of the notable difference in time response. In the case of anesthesia the considered effect-site is the brain. The model parameters depend on the patient characteristics (height, weight, age, sex). Such expressions have been inferred from clinical data processed in different studies: Eleveld et al. (2018), Eleveld et al. (2017), Minto et al. (1997), Schnider et al. (1999). In this paper the parameters expressions are those given by Eleveld et al. (2018) for propofol and Eleveld et al. (2017) for remifentanil.

In Zabi et al. (2015), the authors discussed the difference in time response between the fast and slow states, with the muscles and fat being, respectively, 10 and 100 times slower with respect to the blood and effect-site compartments. In that regard they proposed to separate fast and slow dynamics. Therefore, the dynamics can be written according to the following equations:

$$\begin{aligned} \begin{pmatrix} \dot{x}_1(t) \\ \dot{x}_4(t) \end{pmatrix} &= \begin{pmatrix} -(k_{10} + k_{12} + k_{13}) & 0 \\ k_e & -k_e \end{pmatrix} \begin{pmatrix} x_1(t) \\ x_4(t) \end{pmatrix} + \begin{pmatrix} \frac{1}{V_1} \\ 0 \end{pmatrix} u(t) \\ &\quad + \begin{pmatrix} k_{12} & k_{13} \\ 0 & 0 \end{pmatrix} \begin{pmatrix} x_2(t) \\ x_3(t) \end{pmatrix}, \\ \begin{pmatrix} \dot{x}_2(t) \\ \dot{x}_3(t) \end{pmatrix} &= \begin{pmatrix} k_{21} & 0 \\ k_{31} & 0 \end{pmatrix} \begin{pmatrix} x_1(t) \\ x_4(t) \end{pmatrix} + \begin{pmatrix} -k_{21} & 0 \\ 0 & -k_{31} \end{pmatrix} \begin{pmatrix} x_2(t) \\ x_3(t) \end{pmatrix}, \end{aligned}$$

with  $k_{10} = \frac{Cl_1}{V_1}$ ,  $k_{12} = \frac{Cl_2}{V_1}$ ,  $k_{13} = \frac{Cl_3}{V_1}$ ,  $k_{21} = \frac{Cl_2}{V_2}$ ,  $k_{31} = \frac{Cl_3}{V_3}$ , where  $V_i$  are the volumes and  $Cl_i$  ( $i = 1, 2, 3$ ) the clearance rates of each compartment. Their computation is based on the patient's characteristics and is different for each anesthetic agent. The parameter  $k_e$  related to the effect-site concentration has a different expression for each drug. The state  $x \in \mathbb{R}^4$  stands for the drug concentration in each compartment, with  $x_1, x_4$  corresponding to the blood and effect-site, and  $x_2, x_3$  to the fat and muscles. The input  $u$  is the drug infusion rate. The units corresponding to propofol and remifentanil rates are, respectively,  $[mg/s]$  and  $[\mu g/s]$ . In the following, we denote by  $p, r$  the propofol and remifentanil pharmacokinetics state, and by  $u_p, u_r$  the propofol and remifentanil pharmacokinetics input. We can then combine both pharmacokinetics to derive the following dynamics:

$$\begin{aligned} \dot{x}^f(t) &= A_f x^f(t) + B u(t) + A_s x^s(t) \\ \dot{x}^s(t) &= A_{ss} x^s(t) + A_{sf} x^f(t) \end{aligned}$$

with,

$$A_f = \begin{pmatrix} A_p^f & 0_{2 \times 2} \\ 0_{2 \times 2} & A_r^f \end{pmatrix}, B = \begin{pmatrix} B_p & 0_{2 \times 1} \\ 0_{2 \times 1} & B_r \end{pmatrix},$$

$$A_s = \begin{pmatrix} A_p^s & 0_{2 \times 2} \\ 0_{2 \times 2} & A_r^s \end{pmatrix}, A_{ss} = \begin{pmatrix} A_p^{ss} & 0_{2 \times 2} \\ 0_{2 \times 2} & A_r^{ss} \end{pmatrix},$$

$$A_{sf} = \begin{pmatrix} A_p^{sf} & 0_{2 \times 2} \\ 0_{2 \times 2} & A_r^{sf} \end{pmatrix}, x^f(t) = \begin{pmatrix} p_1(t) \\ p_4(t) \\ r_1(t) \\ r_4(t) \end{pmatrix}, x^s(t) = \begin{pmatrix} p_2(t) \\ p_3(t) \\ r_2(t) \\ r_3(t) \end{pmatrix}$$

where  $u(t) = (u_p(t), u_r(t))^T \in \mathbb{R}^2$  is the control input composed of propofol and remifentanil infusion rates and  $x^f, x^s$  are the pharmacokinetics fast and slow states. Finally,  $A_f, A_s, A_{sf}, A_{ss}, B$  are the state and input matrices for fast and slow states. The system is then discretized using Euler forward discretization in order to be used in the control feedback loop.

## 2.2 Pharmacodynamics

As stated in the introduction, the Bispectral Index (BIS) is the output quantifying the hypnosis state of the patient. The pharmacodynamics used in this paper will be the one from Bouillon et al. (2004) as it considers the combined effect of propofol and remifentanil on the BIS. Moreover, they conclude that the interaction of propofol and remifentanil on the BIS is additive. The BIS expression is a non-linear function mapping the effect-site concentrations through a Hill function:

$$y(t) = E_0 - E_{max} \left( \frac{(U_p(t) + U_r(t))^\gamma}{1 + (U_p(t) + U_r(t))^\gamma} \right),$$

$$U_p(t) = \frac{x_2^f(t)}{C_{e50}^p}, \quad U_r(t) = \frac{x_4^f(t)}{C_{e50}^r},$$

with  $C_{e50}^p, C_{e50}^r$  being the half-effect concentration of propofol and remifentanil, and  $\gamma$  representing the slope of the Hill surface.  $E_0, E_{max}$  stand for the initial value of the BIS and drugs maximal effect. Finally,  $y(t)$  represents the BIS value. We can reorder this equation similarly to Ionescu et al. (2008) to obtain the following expression:

$$U_p(t) + U_r(t) = \left( \frac{E_0 - y(t)}{E_{max} - E_0 + y(t)} \right)^{\frac{1}{\gamma}} \quad (1)$$

The commonly considered output set-point in anesthesia is 50, as it is in the middle of the targeted safe range [40, 60]. One can notice that when considering a fixed set-point for the output  $y(t)$ , (1) becomes an affine function of  $U_p$  and  $U_r$ . This can be geometrically illustrated by the intersection of the Hill surface model and the horizontal plane at  $y(t) = y_{ref} = 50$ . As a result we obtain the following equation:

$$\frac{x_2^f}{C_{e50}^p} + \frac{x_4^f}{C_{e50}^r} = \left( \frac{E_0 - y_{ref}}{E_{max} - E_0 + y_{ref}} \right)^{\frac{1}{\gamma}}$$

with  $x_2^f$  and  $x_4^f$  standing for the second and fourth entries of the fast state corresponding to the effect-site concentration of propofol and remifentanil.

## 3. MPC FOR TRACKING FOR ANESTHESIA DYNAMICS

In this section, we first discuss a control law that compensates the slow states disturbances in Section 3.1. Based

on this control law, we are able to formulate an MPC for tracking in Section 3.2 with theoretical guarantees discussed in Section 3.3.

### 3.1 Control law definition with compensation

Firstly, we consider the following assumption:

**Assumption 1.** The fast and slow compartments drugs concentrations are considered measured without any noise.

As mentioned in Zabi et al. (2015), slow states have a bigger time response compared to fast states. Moreover, in anesthesia monitoring, unlike in many other control applications, the objective is to accelerate the fast dynamics. For this reason, the slow states can be treated as a disturbance acting on the fast state dynamics. Accordingly, we can consider the input as a sum between a tracking term and a disturbance rejection term:

$$u_k = v_k + m_k$$

with  $v_k$  being the tracking input, and  $m_k := Dx_k^s$  the disturbance rejection term aiming to cancel the slow states impact on the fast ones. By rewriting the state dynamics with this input formula we can find the expression of  $D$ :

$$x^f(k+1) = A_f x^f(k) + B v_k + (A_s + BD) x^s(k)$$

To cancel the effect of  $x_k^s$ , it can be proved that, for the particular problem structure and since  $B^T B$  is invertible, then, for  $D = -(B^T B)^{-1} B^T A^s$  it follows that  $(A_s + BD) = 0$ . Then, the resulting dynamics of the fast state is:

$$x^f(k+1) = A^f x_k^f + B v_k \quad (2)$$

Furthermore, consider the following assumption on the slow state dynamics:

**Assumption 2.** The slow states concentrations are considered bounded.

As a consequence, the slow state concentrations compensation term  $Dx_k^s$  is also bounded as follows:

$$m \in \mathcal{M} := \{m \in \mathbb{R}^2 : -\underline{m} \leq m \leq \bar{m}\}$$

and it can be verified that, for the case under analysis,  $\underline{m}$  is much smaller than  $u_{max}$ .

Assumption 2 is reasonable in practice since the slow states impact on fast states is usually very small, although their cumulative impact over time is not negligible which is the main motivation of compensating such effects in this work.

We can then define the admissible tracking input set as follows:

$$\mathcal{V} := \mathcal{U} \ominus \mathcal{M}$$

with the operator  $\ominus$  denoting the Pontryagin set difference.

### 3.2 MPC for tracking formulation

MPC for tracking was firstly introduced by Limon et al. (2008) to address the varying output set-point tracking problem within a comprehensive framework, ensuring stability and recursive feasibility while circumventing the need to compute the associated ingredients online. More recently, Krupa et al. (2024) presented an extensive review on the use of such techniques in various MPC-related

frameworks. As mentioned in these works, in the case of varying output set-point, there is a need to recompute for each set-point the terminal ingredients, which can lead to a loss of feasibility. The core idea of this framework is to integrate the steady-states as decision variables in the optimization problem. Using these decision variables, an artificial reference is defined and optimized to approximate the target reference as closely as possible by means of an offset cost. Thanks to this formulation, the feasibility of the framework is ensured; allowing to safely track time-varying references. Such techniques have been considered in different applications. In this paper, we suggest to use the MPC for tracking framework to control the depth of hypnosis in anesthesia dynamics.

The MPC for tracking for anesthesia dynamics is given by:

$$\begin{aligned} \min_{v, v_a} \quad & \sum_{k=0}^{N-1} \|x_k^f - x_a^f\|_Q^2 + \|v_k - v_a\|_R^2 + \|x_N^f - x_a^f\|_P^2 + V_d(v_a) \\ \text{s.t.} \quad & x_0^f = x(t), \\ & x_{k+1}^f = A^f x_k^f + B v_k, \quad k \in \mathbb{N}_{[0, N-1]}, \\ & (x_k^f, v_k) \in \mathcal{Z}, \quad k \in \mathbb{N}_{[0, N-1]}, \\ & v_a \in \mathcal{Z}_s, \\ & (x_N, v_a) \in \mathcal{X}_a, \end{aligned} \quad (3)$$

with  $x_a^f, v_a$  the steady-state pair,  $Q \succeq 0$  and  $R \succ 0$  the weighting matrices,  $P \succ 0$  the terminal cost matrix,  $\mathcal{Z} : \{(x, v) : x \in \mathbb{R}^4, v \in \mathcal{V}\}$  the state and input constraints set,  $\mathcal{Z}_s$  the set of admissible steady inputs, and  $\mathcal{X}_a$  the terminal positive invariant set. Those sets are provided below.  $V_d(\cdot)$  represents a penalty on the steady-state input, to express clinical preferences (ratios, cost, soft constraints). Note that  $V_d(\cdot)$  corresponds to the offset cost used in the original formulation as will be explained subsequently.

For the steady inputs set  $\mathcal{Z}_s$ , let's first rewrite  $x_a^f$  in terms of  $v_a$  based on the discrete equilibrium state equation:

$$x_a^f = A^f x_a^f + B v_a$$

Since  $A^f$  is Schur stable then,  $(I_n - A^f)$  is invertible, and hence the equilibrium states can be expressed in terms of the inputs:

$$x_a^f = (I - A^f)^{-1} B v_a \quad (4)$$

Note that the positivity of the system is ensured by imposing  $v_a \geq 0$ . The set  $\mathcal{Z}_s$  corresponds to the admissible steady inputs  $v_a$ , for which the corresponding output set-point (BIS) is 50. The output equation at equilibrium can be rewritten using  $v_a$  instead of  $x_a^f$ :

$$G(I - A^f)^{-1} B v_a = \left( \frac{E_0 - y_{ref}}{E_{max} - E_0 + y_{ref}} \right) \frac{1}{\gamma} \quad (5)$$

$$\text{with } G = \begin{bmatrix} 0 & \frac{1}{C_{e50}^p} & 0 & \frac{1}{C_{e50}^r} \end{bmatrix}.$$

The set  $\mathcal{Z}_s$  can therefore be defined as follows:

$$\mathcal{Z}_s := \left\{ G(I - A^f)^{-1} B v_a = \left( \frac{E_0 - y_{ref}}{E_{max} - E_0 + y_{ref}} \right) \frac{1}{\gamma} \right. \\ \left. u_{min} + \underline{m} + \epsilon \leq v_a \leq u_{max} - \epsilon \right.$$

with  $\epsilon$  positive and arbitrarily close to 0. This  $\epsilon$  is added in order to consider only strictly admissible steady-states

inputs to avoid a possible loss of controllability, see Krupa et al. (2024) for more details. A representation of this set can be seen in Fig. 1.

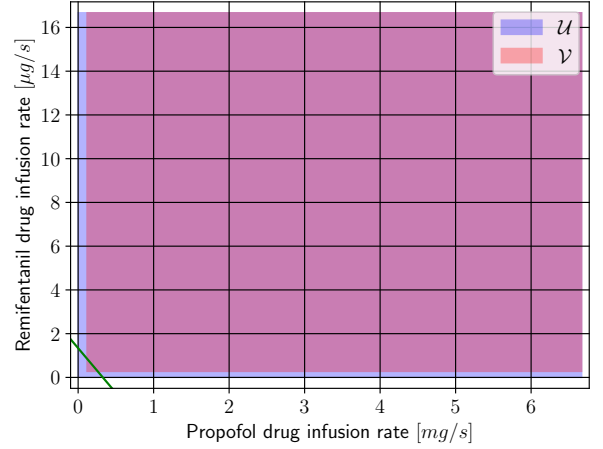


Fig. 1. Admissible control input  $u$  and MPC control input  $v$  sets with the green line representing the set of  $v_a$  satisfying (5).

### 3.3 Stability & Feasibility

Considering the MPC setup in Krupa et al. (2024), the asymptotic stability is proved based on the following assumption.

**Assumption 3.** The positive semi-definite matrix  $Q$  is such that  $(Q^{1/2}, A^f)$  is observable. The horizon  $N$  is greater than or equal to the controllability index of the system. The matrices  $P$  positive definite and  $K$  are the solution of the discrete algebraic Riccati equation. The set  $\mathcal{X}_a$  is a positive invariant set for the state and steady inputs of the system. The cost function  $V_d(\cdot)$  is a convex, positive definite, subdifferentiable function with  $V_d(0) = 0$ .

To find the matrices  $P$  and  $K$ , we consider the nominal dynamics of the system described in (2). We can define the input  $v_k$  based on the error  $(x_k - x_a^f)$ .

$$v_k = K(x_k^f - x_a^f) + v_a \quad (6)$$

Using this definition, we can rewrite the system in terms of the error:

$$\Delta x_{k+1}^f = A^f \Delta x_k^f + B \Delta v_k$$

with  $\Delta x_k^f = x_k^f - x_a^f$  and  $\Delta v_k = v_k - v_a$ . Using (6) we can find  $\Delta v_k = K \Delta x_k^f$ , and the error dynamics is, therefore, the following:

$$\Delta x_{k+1}^f = (A^f + BK) \Delta x_k^f$$

Since  $(A^f, B)$  is stabilizable then, there exist  $P, K$  that satisfies the discrete algebraic Riccati equation. The solution  $P$  will be used as the final penalty on  $x_N^f$ .

The last ingredient from Assumption 3 is the positive invariant set. Based on the method proposed in Limon et al. (2008), by substituting (6) in (2), we have:

$$x_{k+1}^f = (A^f + BK)x_k^f - BKx_a^f + Bv_a$$

Furthermore, from (4) we can rewrite the previous equation as:

$$x_{k+1}^f = \phi x_k^f + B(I_m - \psi)v_a$$

where  $\phi = (A^f + BK)$  and  $\psi = K(I - A^f)^{-1}B$ .

By defining the extended state similarly to Limon et al. (2008),  $w_k = \begin{pmatrix} x_k^f \\ v_a \end{pmatrix}$ , we can rewrite the extended dynamics:

$$w_{k+1} = A_w w_k = \begin{pmatrix} \phi & B(I_m - \psi) \\ 0_{m,n} & I_m \end{pmatrix} w_k$$

Given the convex polyhedron  $\mathcal{W}_\lambda$  defined as follows:

$$\mathcal{W}_\lambda = \{w_k = (x_k^f, v_a) : (x_k, Kx_k^f + (I_m - \psi)v_a) \in \mathcal{Z}, v_a \in \lambda\mathcal{V}\},$$

the maximal admissible invariant set for tracking is then:

$$\mathcal{O}_\infty^w = \{w : A_w^i w_k \in W_1, \forall i \geq 0\}$$

Because of the unitary eigenvalues of  $A_w$ , we can consider the following approximation set with  $\lambda$  arbitrarily close to 1:

$$\mathcal{O}_{\infty,\lambda}^w = \{w : A_w^i w_k \in W_\lambda, \forall i \geq 0\}$$

$\mathcal{X}_a$  is then defined as  $\mathcal{O}_{\infty,\lambda}^w$ .

**Theorem 1.** Consider system (2) controlled by (3) with Assumption 3 satisfied, and  $x(0)$  to be in the feasibility region. Then, the problem is recursively feasible, and the system is asymptotically stable and converges to  $\mathcal{Z}_s$ . Moreover, if  $v_a^o := \arg \min V_d(v_a)$  is in the relative interior of  $\mathcal{Z}_s$  then, the system converges to  $v_a^o$ .

**Proof.** By carefully choosing the matrices  $C$  and  $D$  deriving from (6) in Krupa et al. (2024) such that  $y_a = Cx_a^f + Dv_a$  then,  $V_d(\cdot)$  is equivalent to the offset cost used in the original formulation of the MPC for tracking. In addition,  $\epsilon$  corresponds to the  $\sigma$  used in Definition 1 from Krupa et al. (2024). Thus, the proof of asymptotic stability follows the same step as in Limon et al. (2008).

Considering the positive invariance of  $\mathcal{X}_a$  and an optimal solution for the initial problem then, the recursive feasibility can also be proven by the same method as in Limon et al. (2008).  $\square$

Practically speaking, for the case of anesthesia, there always exist  $v \in \mathcal{V}$ ,  $v_a \in \mathcal{Z}_s$  such that we reach the desired *BIS* provided that  $\mathcal{Z}_s$  is not empty. Consequently, there always exists an initial solution for the optimization problem of the MPC.

#### 4. NUMERICAL TESTS

In order to demonstrate the effectiveness of the controller, the simulator Aubouin-Pairault et al. (2023) is used with a female patient of 56 years old, with a height of 180 cm and a weight of 92 kg. For the pharmacokinetics of propofol and remifentanyl, the models proposed in Eleveld et al. (2018) and Eleveld et al. (2017) are chosen. For the pharmacodynamics, the model of Bouillon et al. (2004) is considered. The simulation duration is 10 minutes and the controller have a sampling time of 5s. The horizon length of the MPC  $N$  is chosen to be 24. The inputs constraints considered are the same as in Merigo et al. (2020), the propofol ranges from 0 to 6.67 [mg/s] and the remifentanyl from 0 to 16.67 [ $\mu$ g/s]. The complete state of the patient is considered measured. The matrix  $Q$  and  $R$  are fine-tuned

in order to have a settling time smaller than 5 minutes and to minimize the undershoot. Their value are given in Table 1 with the computed  $K$  and  $P$  rounded at three decimals. The bound  $\underline{m}$  is obtained through numerical tests and its value is  $(0.12, 0.27)^T$ . Concerning the clinical cost  $V_d(\cdot)$ , it is given by:

$$V_d(v_a) = 10 \left( v_{a1} - \frac{v_{a2}}{2} \right)^2$$

to converge to a ratio of 2, as usually done.

$Q = \begin{bmatrix} 1 & 0 & 0 & 0 \\ 0 & 10 & 0 & 0 \\ 0 & 0 & 1 & 0 \\ 0 & 0 & 0 & 10 \end{bmatrix}, \quad R = \begin{bmatrix} 1 & 0 \\ 0 & 1 \end{bmatrix}$
$K = \begin{bmatrix} 0.671 & 1.58 & 0 & 0 \\ 0 & 0 & 0.677 & 1.267 \end{bmatrix}$
$P = \begin{bmatrix} 1.914 & 4.423 & 0 & 0 \\ 4.423 & 218.025 & 0 & 0 \\ 0 & 0 & 1.853 & 3.758 \\ 0 & 0 & 3.758 & 58.574 \end{bmatrix}$

Table 1. Controller parameters

In Fig. 2 we can notice that indeed the output is steered to the desired reference 50. Fig. 3 shows the different input profiles, we can see the evolution of  $u$  which is the drug rates injected to the patient,  $v$  corresponds to the input computed by the MPC and  $v_a$  the steady inputs computed by the MPC. As we can see, after some time (around 5 minutes)  $v$  converges to  $v_a$ , while the applied  $u$  has an offset due to the disturbance rejection term. Furthermore, Fig. 4 shows that the fast states converge to their respective steady-states.

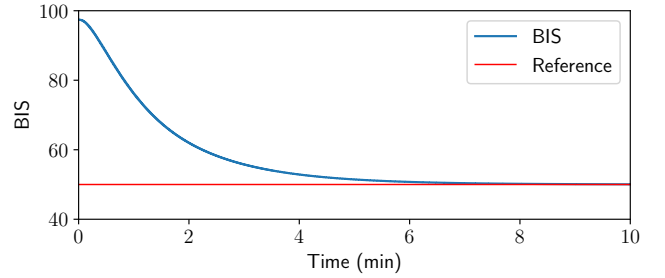


Fig. 2. BIS evolution.

#### 5. CONCLUSION

This paper proposed a new MPC formulation for anesthesia multiple input control, formulated as a linear MPC for tracking problem. This formulation guarantees recursive feasibility and asymptotic stability and offers more flexibility by optimizing the steady state online. This opens new perspectives to apply techniques from economic MPC in order to guide the evolution of the equilibrium chosen by the MPC by exploiting the additional cost term  $V_d(\cdot)$ . To illustrate this, we can think of a scenario where one drug is more expensive than the other but allows a faster induction. Therefore, it can be useful to use it at first to join the target by reaching the equilibrium set as fast as possible. Once in the set, the MPC could navigate in it

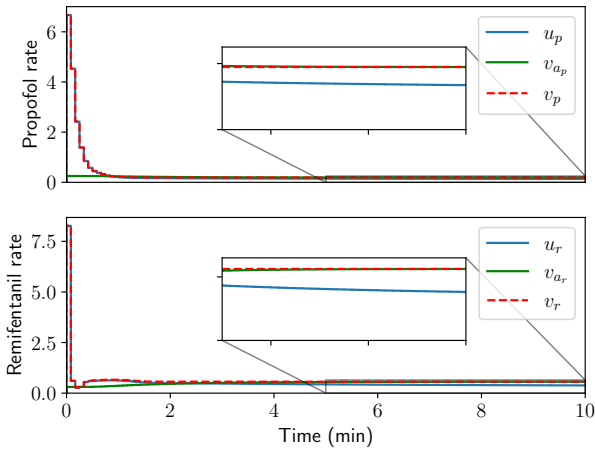


Fig. 3. Control and steady input profiles.

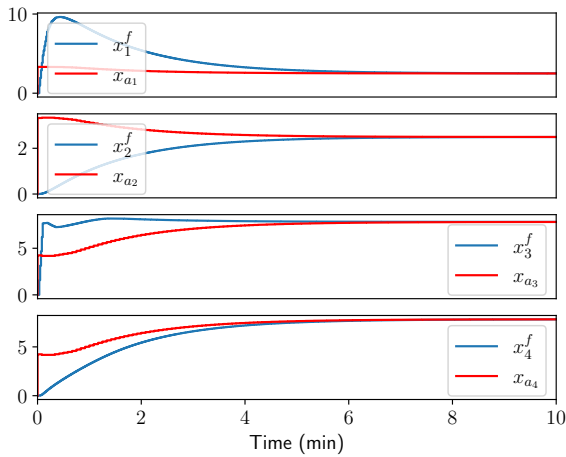


Fig. 4. Fast states evolution.

to reach an equilibrium point where the expensive drug is spared.

Moreover, in this paper the states are considered measured, but as in Moussa et al. (2023) we can consider estimation approaches for future works, and apply techniques from robust or stochastic MPC that will still guarantee asymptotic stability and recursive feasibility. Further works should focus on extending this control law to take into account parametric uncertainties and noisy measurement to go closer to practically relevant research.

#### ACKNOWLEDGEMENTS

The authors warmly thank Benjamin Meyer and Rémi Wolf, both anesthesiologists at Grenoble Hospital (France), for their insightful discussions on closed-loop control strategies for anesthesia.

#### REFERENCES

Aubouin-Pairault, B., Fiacchini, M., and Dang, T. (2024). Online identification of pharmacodynamic parameters for closed-loop anesthesia with model predictive control. *Computers & Chemical Engineering*, 191, 108837.

Aubouin-Pairault, B., Fiacchini, M., and Dang, T. (2023). PAS: A Python Anesthesia Simulator for drug control. *Journal of Open Source Software*, 8(88), 5480.

Aubouin-Pairault, B., Fiacchini, M., and Dang, T. (2024). Comparison of multiple Kalman filter and moving horizon estimator for the anesthesia process. *Journal of Process Control*, 136, 103179.

Bouillon, T.W., Bruhn, J., Radulescu, L., Andresen, C., Shafer, T.J., Cohane, C., and Shafer, S.L. (2004). Pharmacodynamic Interaction between Propofol and Remifentanil Regarding Hypnosis, Tolerance of Laryngoscopy, Bispectral Index, and Electroencephalographic Approximate Entropy. *Anesthesiology*, 100(6), 1353–1372.

Eleveld, D., Colin, P., Absalom, A., and Struys, M. (2018). Pharmacokinetic–pharmacodynamic model for propofol for broad application in anaesthesia and sedation. *British Journal of Anaesthesia*, 120(5), 942–959.

Eleveld, D.J., Proost, J.H., Vereecke, H., Absalom, A.R., Olofsen, E., Vuyk, J., and Struys, M.M.R.F. (2017). An Allometric Model of Remifentanil Pharmacokinetics and Pharmacodynamics. *Anesthesiology*, 126(6), 1005–1018.

Ionescu, C., Tenreiro Machado, J., De Keyser, R., Decruyenaere, J., and Struys, M.M.R.F. (2015). Nonlinear dynamics of the patient’s response to drug effect during general anesthesia. *Communications in Nonlinear Science and Numerical Simulation*, 20(3), 914–926.

Ionescu, C.M., Keyser, R.D., Torrico, B.C., Smet, T.D., Struys, M.M., and Normey-Rico, J.E. (2008). Robust Predictive Control Strategy Applied for Propofol Dosing Using BIS as a Controlled Variable During Anesthesia. *IEEE Transactions on Biomedical Engineering*, 55(9), 2161–2170.

Krupa, P., Köhler, J., Ferramosca, A., Alvarado, I., Zeilinger, M.N., Alamo, T., and Limon, D. (2024). Model predictive control for tracking using artificial references: Fundamentals, recent results and practical implementation.

Limon, D., Alvarado, I., Alamo, T., and Camacho, E. (2008). MPC for tracking piecewise constant references for constrained linear systems. *Automatica*, 44(9), 2382–2387.

Merigo, L., Padula, F., Latronico, N., Paltenghi, M., and Visioli, A. (2019). Optimized PID control of propofol and remifentanil coadministration for general anesthesia. *Communications in Nonlinear Science and Numerical Simulation*, 72, 194–212.

Merigo, L., Padula, F., Latronico, N., Paltenghi, M., and Visioli, A. (2020). Event-based control tuning of propofol and remifentanil coadministration for general anaesthesia. *IET Control Theory & Applications*, 14(19), 2995–3008.

Milanesi, M., Consolini, L., Credico, G.D., Latronico, N., Laurini, M., Paltenghi, M., Schiavo, M., and Visioli, A. (2024). Human-Imitating Control of Depth of Hypnosis Combining MPC and Event-Based PID Strategies. *IEEE Control Systems Letters*, 8, 580–585.

Minto, C.F., Schnider, T.W., Egan, T.D., Youngs, E., Lemmens, H.J.M., Gambus, P.L., Billard, V., Hoke, J.F., Moore, K.H.P., Hermann, D.J., Muir, K.T., Mandema, J.W., and Shafer, S.L. (1997). Influence of Age and Gender on the Pharmacokinetics and Pharmacodynamics of Remifentanil: I. Model Development. *Anes-*

- esthesiology*, 86(1), 10.
- Moussa, K., Aubouin-Pairault, B., Alamir, M., and Dang, T. (2023). Data-Based Extended Moving Horizon Estimation for MISO Anesthesia Dynamics. *IEEE Control Systems Letters*, 7, 3054–3059.
- Pawlowski, A., Schiavo, M., Latronico, N., Paltenghi, M., and Visioli, A. (2023). Experimental Results of an MPC Strategy for Total Intravenous Anesthesia. *IEEE Access*, 11, 32743–32751.
- Raymond, M., Moussa, K., Fiacchini, M., and Lauber, J. (2025). MPC-based Anesthesiologists Imitating Control of Propofol and Remifentanyl during Anesthesia Maintenance. In *2025 29th International Conference on System Theory, Control and Computing (ICSTCC)*, 588–594.
- Schnider, T.W., Minto, C.F., Shafer, S.L., Gambus, P.L., Andresen, C., Goodale, D.B., and Youngs, E.J. (1999). The Influence of Age on Propofol Pharmacodynamics. *Anesthesiology*, 90(6), 1502.
- West, N., van Heusden, K., Görges, M., Brodie, S., Rollinson, A., Petersen, C.L., Dumont, G.A., Ansermino, J.M., and Merchant, R.N. (2018). Design and Evaluation of a Closed-Loop Anesthesia System With Robust Control and Safety System. *Anesthesia & Analgesia*, 127(4), 883.
- Zabi, S., Queinnec, I., Tarbouriech, S., Garcia, G., and Mazerolles, M. (2015). New approach for the control of anesthesia based on dynamics decoupling. *IFAC-PapersOnLine*, 48(20), 511–516.