

Self-Alignment Resonant Beam Empowers Beamforming without Estimation and Control for 6G IoT

Yixuan Guo, Mingliang Xiong, *Member, IEEE*, and Qingwen Liu, *Senior Member, IEEE*

Abstract—The integration of communication, sensing, and wireless power transfer (WPT) is a cornerstone of 6G intelligent IoT. However, relying on traditional beamforming imposes prohibitive overheads due to complex channel state information (CSI) estimation and active beam scanning, particularly in dynamic environments. This paper presents a comprehensive review of the radio frequency resonant beam system (RF-RBS), a native physical-layer paradigm that circumvents these limitations. By deploying retro-directive antenna arrays (RAA) at transceivers, RF-RBS establishes a self-sustaining cyclic electro-magnetic loop. This mechanism inherently enables self-aligning, high-gain beamforming through positive feedback, eliminating the reliance on digital CSI processing. We analyze the system's architecture and its capability to support high-efficiency WPT, robust communication, and millimeter-level passive positioning. Finally, we evaluate the implementation challenges and strategic value of RF-RBS in latency-sensitive 6G scenarios, including unmanned systems and industrial automation.

I. INTRODUCTION

A. Motivation

DRIVEN by the demands of 6G, the intelligent Internet of Things (IoT) is advancing rapidly toward the vision of “intelligent connectivity of everything.” Beyond merely enhancing data rates, 6G is expected to deeply integrate communication, positioning, and wireless power transfer, establishing a foundation for ubiquitous intelligent applications.

Regarding integrated communication and sensing, 6G IoT leverages high-frequency bands, massive MIMO, and reconfigurable intelligent surfaces (RIS) to achieve centimeter-level high-precision positioning while ensuring high-capacity, low-latency communication [1]. RF structures such as RIS can dynamically shape the channel, improving the synergy between positioning and communication [2].

For the integration of communication and wireless power transfer, 6G IoT supports simultaneous wireless information and power transfer (SWIPT), enabling large-scale device wireless charging and data communication, thus supporting the continuous operation of battery-free or low-power IoT devices [3].

Empowered by 6G, the integration of communication, positioning, and power transfer in intelligent IoT is accelerating,

greatly enhancing network intelligence and self-organization, and becoming the core foundation for future applications in smart cities, industry, healthcare, and more.

However, in practical integration, challenges in beam control and channel estimation increase system complexity, especially in passive scenarios or low signal quality environments. Traditional beam control methods relying on channel state information (CSI) face two major issues: obtaining accurate CSI is extremely difficult, and in millimeter wave/terahertz bands, the beams are exceedingly narrow, resulting in high overhead for beam measurement and training, which affects beam acquisition and tracking efficiency. In dynamic environments, rapid changes in channel characteristics and frequent user or environmental movement further exacerbate the complexity of beam control. Passive structures like RIS cannot autonomously generate or decode beams and require external control, which may further increase system complexity [4]–[6].

Therefore, two core questions are identified for passive scenarios:

- 1) How to improve power transfer efficiency, forming a positive feedback loop that enhances high-quality communication and high-precision positioning.
- 2) How to achieve high-precision adaptive beamforming while reducing system complexity.

Recently, the radio frequency resonant beam system (RF-RBS) based on retro-directive antenna arrays (RAAs) has emerged as a promising solution to achieve adaptive beamforming through physical mechanisms without complex beam control. This mechanism also improves transmission efficiency and communication quality, providing innovative solutions for key 6G scenarios.

B. Technique Overview

1) Wireless Power Transfer: Current wireless power transfer (WPT) technologies primarily encompass methods such as RF, inductive coupling, and resonance coupling. These are widely applied to provide continuous power to IoT devices. Although these techniques perform well in short-range and single-device scenarios, their power transfer efficiency in practical applications is significantly compromised by multiple factors. These include increased distance, insufficient alignment precision between the transmitter and receiver, environmental losses, and multi-user interference. Consequently, terminal devices struggle to receive continuous, stable, and efficient wireless charging. Furthermore, the complexity of system

Y. Guo is with the Shanghai Research Institute for Intelligent Autonomous Systems, Tongji University, Shanghai 201210, China (e-mail: guoyixuan@tongji.edu.cn).

M. Xiong and Q. Liu are with the School of Computer Science and Technology, Tongji University, Shanghai 201804, China (e-mail: {mlx, qliu}@tongji.edu.cn).

design and management is greatly magnified by the need for rational deployment of power nodes, precise control of beamforming, and sophisticated energy scheduling strategies among multiple devices.

2) *Indoor Positioning*: In the realm of indoor positioning, mainstream existing technologies, such as RFID, UWB, Bluetooth, and Wi-Fi, can achieve high accuracy in specific environments. However, in complex indoor settings, signals are susceptible to multipath effects, occlusion, and interference, making it difficult to maintain stable, centimeter-level positioning accuracy. This challenge is particularly acute for passive positioning, which does not require active cooperation from the terminal, due to signal reflections and dynamic environmental changes. High-precision positioning typically relies on high-quality communication channels and complex signal processing algorithms, which not only increase system energy consumption but also make real-time responsiveness difficult in dynamic or large-scale scenarios.

3) *Wireless Communication*: In modern wireless communication systems, especially under emerging architectures like millimeter-wave, terahertz, and cooperative beamforming, the complexity of beam control and the sidelobe issue become critical challenges limiting system performance. Beam control not only involves the precise pointing of the main lobe direction but also requires real-time suppression of interference arising from multi-users, multipath propagation, and hardware imperfections in a dynamic environment, making both algorithmic design and hardware implementation extremely demanding. Concurrently, severe sidelobes can lead to energy leakage into non-target directions, causing interference to other users or systems, thereby reducing the signal-to-noise ratio (SNR) and system capacity, and potentially introducing security risks. Given the randomness of node distribution, the diversity of array structures, and the complexity of real-world environments, the distribution and intensity of sidelobes are difficult to predict and suppress.

4) *Interplay and Coupling*: WPT, indoor positioning, and wireless communication are highly coupled and mutually influential within IoT systems. Positioning accuracy is critically dependent on the quality of the communication link; only a high SNR and stable communication can enable high-precision positioning. Conversely, precise positioning information helps optimize beam pointing and resource allocation, thereby enhancing communication efficiency. However, both high-precision positioning and high-quality communication increase system energy consumption, demanding sufficient energy support from the terminals. Once energy supply is insufficient, both communication and positioning performance will degrade simultaneously, creating a negative feedback loop.

In summary, improving wireless power transfer efficiency is fundamental to ensuring high-quality communication and high-precision positioning. Only by achieving efficient and stable energy supply can the IoT system sustain high-performance communication and positioning requirements in complex environments.

II. RF-RBS: STATE OF THE ART

A. Structure and Principles

The RF-RBS is a novel RF wireless transmission architecture based on the RAA. Its core mechanism lies in deploying RAAs with phase conjugation capability at both the base station (BS) and the user equipment (UE) ends, thereby constructing a self-sustaining round-trip cyclic electromagnetic wave path at the physical layer. When the BS and UE are spatially aligned, the incident wave is automatically phase conjugated by the UE's RAA and reflected back to the BS along the original path. This conjugated echo coherently superimposes with the BS's local excitation signal in the feeding network, forming a positive feedback loop that drives the system into a resonant locking state in a specific spatial direction. In this state, electromagnetic energy is efficiently cyclically accumulated between the BS and UE, spontaneously generating a highly directional, self-aligning resonant beam without the need for CSI estimation or active beam scanning algorithms.

It is worth noting that while the steady-state operation is self-sustaining, the initial activation of the passive tag typically requires a low-power wake-up signal or a rectified voltage from the ambient RF environment to cold-start the conjugation circuit before the high-gain resonant loop is fully established.

Regarding the system architecture illustrated in Fig. 1, both the BS and UE integrate phase conjugation circuits based on heterodyne mixing: the received signal is mixed with a local oscillator signal with twice the carrier frequency ($f_{LO} = 2f_c$), and then the phase-conjugated wave ($\phi \rightarrow -\phi$) is output after low-pass filtering. A key distinction lies in the BS architecture, which incorporates a power amplifier to compensate for the losses during the entire system operation and ensure the continuous operation of the system.

B. Wireless Power Transfer

The RF-RBS was applied to the domain of WPT in [7], specifically targeting key IoT bottlenecks such as low transfer efficiency and complex beam control. The proposed system allows users to shunt and collect a portion of energy after receiving signals, and feed back a small amount of power to the BS; the BS transmits again after power amplification. After multiple rounds of iteration, when the loop gain is sufficient to compensate for path and circuit losses, the system spontaneously evolves to a steady-state standing wave field distribution. This not only eliminates sidelobe radiation and phase distortion in non-target directions but also significantly improves the spatial power focusing degree.

Theoretical modeling shows that the convergence behavior of the system is dominated by the dynamic balance between loop gain and loss. That is, once the effective operating distance is exceeded, the system's radiated power automatically attenuates to a safe baseline level, possessing intrinsic safety characteristics. Simulation verification demonstrates that in the 30 GHz frequency band, the proposed scheme can stably output watt-level DC power and support a downlink spectral efficiency of 21 bps/Hz; its self-alignment capability has strong robustness to three-dimensional offsets, making it suitable

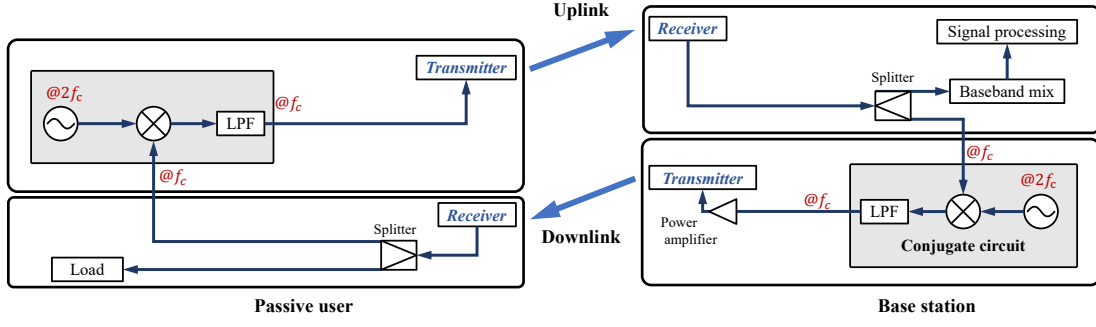


Fig. 1: Hardware architecture and transceiver circuit design of the RF-RBS.

for cable-free energy supply requirements in dynamic IoT scenarios.

C. Indoor Positioning

The authors of [8] first extended its application to passive scenarios. By utilizing the self-established resonant beam between a single BS and a passive UE as the detection wave, there is no need for the target to actively transmit signals or for the system to perform complex beam scanning and channel estimation. The BS can achieve high-precision direction of arrival (DoA) estimation via a simple MUSIC algorithm. This is also mainly attributed to the inherent power focusing and self-alignment robustness of the resonant beam, which significantly improves the echo SNR.

Building on this, a triangulated resonant beam system was proposed to advance the passive positioning scheme from two-dimensional (2D) direction finding to three-dimensional (3D) positioning [9]. Two BSs are deployed to form a baseline, each establishing a resonant link with the same UE. The DoAs of the UE relative to the two BSs are estimated separately using the MUSIC algorithm, and the complete 3D coordinates of the UE are directly solved by triangulation in combination with the known baseline distance. Similarly, no active signal transmission from the UE or embedding of complex circuits is required. Simulation results verify that millimeter-level 3D positioning accuracy is achieved within a range of 3.6 m.

These two works jointly confirm that RF-RBS cannot only realize high-efficiency power transfer but also serve as a high-precision passive sensing infrastructure.

D. Wireless Communication

Unlike WPT and indoor positioning, when the RF-RBS based on single-frequency round-trip propagation supports communication, it suffers from severe echo interference due to the uplink and downlink sharing the same frequency. To address this issue, a dual-frequency separation design was proposed in [10]. By assigning different carrier frequencies to the uplink and downlink, frequency division duplexing (FDD) is realized while retaining the phase conjugation capability of the RAAs, which effectively avoids the severe echo interference problem in traditional single-frequency RBS. Its core lies in replacing the local oscillator frequency of $2f_c$ in the “conjugation circuit” shown in Fig. 1 with a local oscillator

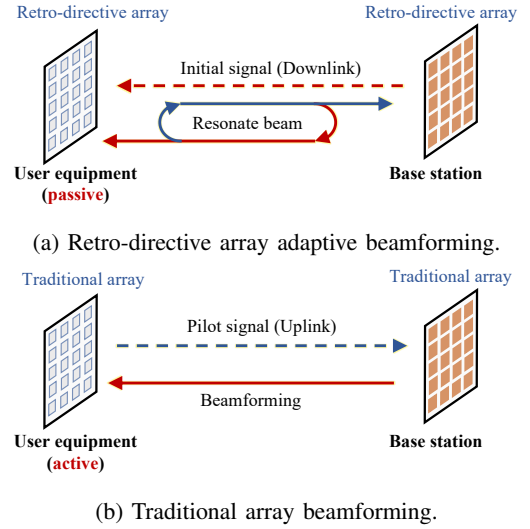


Fig. 2: Schematic comparison of beamforming principles: RF-RBS vs. Traditional active phased array

frequency equal to the sum of the uplink and downlink carrier frequencies ($f_{tx} + f_{rx}$) at the input of the “conjugation circuit”. Meanwhile, by separating the transmitting and receiving arrays at the BS and MT ends, the element spacing is ensured to satisfy $\lambda_{tx}/d_{tx} = \lambda_{rx}/d_{rx}$, so that the dual-frequency signals can still be accurately reflected along the original path and maintain strong coupling resonance.

Further expanding this architecture, a SWIPT system was developed to theoretically support a spectral efficiency of 4.8 bps/Hz alongside watt-level power transfer within indoor ranges [11].

E. Performance

In Table I, we compare the traditional pilot-based beamforming with RF-RBS, whose core advantages mainly stem from its unique beam control method. Unlike traditional schemes that rely on digital precoding requiring prior CSI, RF-RBS adopts physical phase conjugation technology to achieve adaptive beamforming, which in turn eliminates the need for explicit CSI acquisition and feedback, as illustrated in Fig. 2, whereas traditional approaches exhibit strong dependence on high-precision CSI for precoding matrix design.

TABLE I: Comparison of key characteristics: RF-RBS vs. Traditional beamforming systems

Characteristics	RF-RBS	Traditional Beamforming System
Beam control method	Physical phase conjugation	Digital precoding
CSI dependence	No explicit CSI	Strong dependence
Computational complexity	Low	High
Beam power distribution	Focused on main lobe	Severe side lobe radiation
Response speed	Microsecond level	Millisecond level
Energy efficiency	High	Medium
Robustness	Strong	Weak

This fundamental difference in beam control also translates to drastically lower computational complexity for RF-RBS: complex operations like matrix inversion and singular value decomposition, which are essential for traditional schemes, are completely omitted. The disparity extends to response speed as well; traditional methods are constrained by CSI feedback latency, frame structure limitations, and beam training overhead, typically requiring millisecond-level processing time [12], while RF-RBS is only limited by the switching speed of electronic devices and theoretically operates at the microsecond level [11].

Energy efficiency further highlights RF-RBS's superiority. It leverages the positive feedback mechanism of phase conjugation to enhance wireless power transfer efficiency, whereas traditional schemes must consume substantial energy during beam training to achieve comparable performance. When it comes to channel robustness, RF-RBS benefits from self-alignment characteristics that enable automatic tracking of time-varying channels, in contrast to traditional schemes that rely on high-frequency CSI feedback to adapt to terminal movement, resulting in weaker robustness.

Additionally, the stable resonance formed through multiple round-trip oscillations ensures that the beam power of RF-RBS with its automatic beamforming capability is highly focused on the main lobe. As visually demonstrated in Fig. 3, the electromagnetic energy is tightly confined within the line-of-sight (LoS) path, exhibiting negligible sidelobe leakage.

III. APPLICATIONS IN NEXT-GENERATION IOT

The RF-RBS technology, leveraging its unique physical-layer self-alignment mechanism, is expected to be integrated into three core fields of 6G IoT: high-efficiency wireless power transfer, high-precision indoor positioning, and ultra-low latency wireless communication, thereby promoting the synergy among the three. In this section, we will explore to some typical emerging application scenarios enabled by RF-RBS, as illustrated in Fig. 4.

A. Unmanned Systems

The AI-based autonomous intelligent unmanned systems place stringent demands on communication link stability, positioning accuracy, and device endurance. For instance, the high-speed mobility of smart cars and drone swarms presents severe

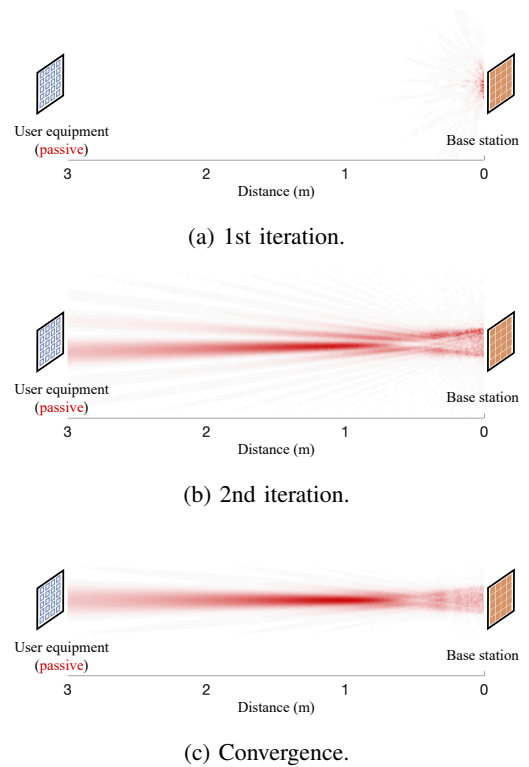


Fig. 3: Power convergence process and spatial power distribution of the resonant beam.

challenges to the communication link, where beam misalignment often occurs in highly dynamic scenarios, leading to link interruption. RF-RBS technology, leveraging its physical phase conjugation mechanism, can achieve a microsecond-level instantaneous response, obviating the necessity for complex CSI estimation or active scanning algorithms. This significantly enhances the robustness of the communication link, effectively meeting the demand for stable connectivity in high-speed mobility scenarios.

Simultaneously, the precise decision-making in autonomous driving, as well as the collaborative operation of drone swarms and robotic teams, all rely on high-precision positioning support. RF-RBS can collaborate with base stations to establish a self-sustaining resonant beam link, achieving millimeter-level high-precision positioning, thus providing reliable location information assurance for various autonomous operations.



Fig. 4: Typical emerging application scenarios enabled by RF-RBS in 6G smart city.

Furthermore, the issue of endurance remains a core pain point for devices like drones. RF-RBS possesses efficient WPT capability, enabling it to provide continuous endurance support for energy-constrained drone swarms.

B. Industrial IoT

The industrial IoT is moving toward autonomous intelligence but still faces numerous challenges. For example, signal interference from metal obstructions and moving equipment within a factory creates multipath interference, posing a threat to the real-time operation of devices. Moreover, traditional passive sensing technologies like RFID and Wi-Fi lack sufficient positioning accuracy in complex environments, and devices often require active cooperation or embedded complex circuitry for tracking, leading to high maintenance costs. In addition, traditional wired power supply limits the mobility freedom of industrial robots and automated guided vehicles (AGVs).

Relying on its self-alignment characteristic, RF-RBS exhibits strong robustness to three-dimensional offsets. It can precisely lock onto target devices in complex electromagnetic environments, providing stable and reliable cable-free communication and power transfer. This both eliminates the constraints of wiring and resists multipath interference, ensuring the continuous and stable operation of intelligent equipment. Concurrently, RF-RBS can perform high-precision passive tag positioning for accurate tracking and identification of items on the assembly line, further reducing deployment and long-term maintenance costs.

C. Smart Living

The future direction of smart living centers on creating immersive spaces deeply integrated with human daily living spaces, encompassing core scenarios such as smart home, mall navigation, and wearable devices. The key to technology

adoption lies in addressing three core demands: positioning accuracy, device endurance stability, and human safety assurance. RF-RBS technology offers an integrated solution through its unique advantages. In the smart home scenario, RF-RBS provides continuous and stable watt-level power support to various low-power IoT devices through cable-free power supply, solving the pain points of insufficient power and battery replacement. For complex indoor environments where GPS signals are unavailable, such as malls or underground areas, RF-RBS utilizes its resonant beam as a probe wave to achieve high-precision positioning even in multi-obstructed and heavily interfered indoor settings, providing reliable location support for mall navigation and disaster rescue scenarios.

Crucially, in application scenarios directly involving the human body, such as wearable devices, safety assurance is the core prerequisite for technology implementation. RF-RBS is inherently equipped with intrinsic safety characteristics in its theoretical modeling; its system operation relies on a dynamic balance between loop gain and loss. Once the effective operating distance is exceeded, the radiation power automatically attenuates to a safe baseline level, physically mitigating the potential health risks associated with excessive radiation, thereby laying the foundation for the deployment of RF-RBS.

IV. OPPORTUNITIES AND CHALLENGES

A. Opportunities

1) *Native ISAC Architecture:* As 6G evolves towards the integration of “Communication, Sensing, and Energy”, RF-RBS provides a native physical-layer solution. Unlike traditional solutions that simply superimpose communication and sensing functions, RF-RBS relies on a unified resonant beam mechanism to simultaneously achieve high-precision positioning and efficient data transmission, enabling deep functional integration. Furthermore, by circumventing the heavy burden of complex CSI estimation or active beam scanning algorithms,

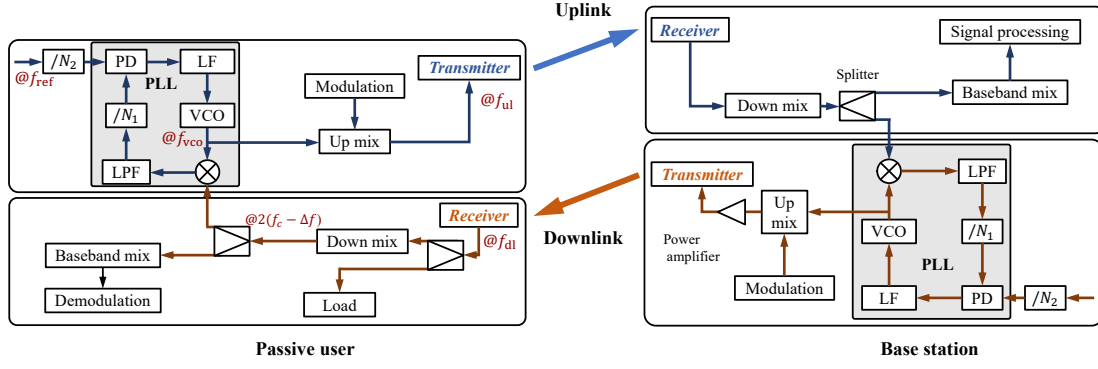


Fig. 5: Schematic diagram of the PLL-based FDD architecture.

RF-RBS provides low-cost, low-power sensing capabilities for massive passive IoT devices.

2) *Empowering “Zero-Power” IoT*: The unique advantage of RF-RBS in WPT offers an innovative path to solving the battery life challenge for IoT devices. Through the design of a phase-conjugate positive feedback loop, this technology can achieve Watt-level DC power output, significantly outperforming traditional micro-energy harvesting techniques. This highly efficient power supply capability makes the large-scale deployment of maintenance-free, battery-free IoT sensors a reality, particularly in scenarios with stringent requirements for device endurance and maintenance costs, such as industrial monitoring and smart homes.

3) *Intrinsic Physical Layer Security*: The RF-RBS provides a native physical layer security enhancement for communication systems. The resonant beam, formed through cyclic oscillation, exhibits extremely high spatial focus and automatically suppresses side-lobe radiation in non-target directions, concentrating signal strength and information highly on the main beam transmission path. This physical-layer directional transmission fundamentally reduces the risk of eavesdropping, interception, and intentional jamming, thereby establishing a reliable physical layer security barrier for high-security demand scenarios like financial communication and industrial control.

4) *Robustness in High-Mobility Scenarios*: Leveraging its rapid response mechanism based on circuit physics, RF-RBS demonstrates significant advantages in extremely dynamic scenarios. Compared to the millisecond-level processing latency of traditional beamforming technology, the response speed of this technique can reach the microsecond level. This effectively counters the Doppler effect and rapid link switching issues in high-speed mobile environments. This characteristic gives it immense potential for application in vehicle-to-everything (V2X) and drone swarm collaboration, which require extremely high communication real-time performance and stability, offering a new solution for maintaining links in dynamic environments

B. Challenges

1) *Analog Hardware Integration*: The RF-RBS shifts system complexity to the analog domain, placing strict constraints

on front-end circuit design. A major hurdle for commercial deployment is integrating bulky analog components like phase conjugate circuits, mixers, and phase-locked loops (PLLs) onto compact, power-constrained passive IoT tags. While FDD schemes are used to mitigate echo interference by separating transmission and reception bands, they impose demanding requirements on filtering and frequency synthesis. Furthermore, heterodyne mixers in these configurations often struggle with poor RF-to-IF port isolation. A promising solution is the PLL-based frequency division architecture shown in Fig. 5. In this scheme, the PLL synthesizes the local oscillator signal locked to the reference phase. By flexibly configuring the frequency divider ratios (N_1 and N_2), the system can independently generate the required uplink (f_{ul}) and downlink (f_{dl}) carrier frequencies. This approach enables simultaneous frequency switching and phase conjugation, thereby significantly enhancing system flexibility.

2) *Multi-User Interference Management*: Interference in a multi-user environment is a challenging problem for traditional solutions. In the RF-RBS system, ensuring that multiple users can simultaneously excite resonant beams without mutually competing for energy or causing frequency aliasing still necessitates support from refined multiple access protocols. A primary technical hurdle lies in distinguishing different reflective sources and establish independent resonant links when multiple users are closely spaced.

Lightweight scaling solutions that coordinate bandwidth, hardware, and algorithms need to be explored, such as hybrid multiple access, sparse array beam reuse, or AI-based dynamic resource allocation strategies, to achieve efficient and scalable deployment. To address the “energy competition” among multiple users, future designs may incorporate unique spectral signatures or code-domain modulation within the retro-directive loop, allowing the BS to physically distinguish and selectively amplify resonant beams for specific target users.

3) *Range and Coverage Extension*: The operation of the RF-RBS system relies on the loop gain being greater than the path loss. Resonance ceases once the distance exceeds a specific threshold, a challenge that is exacerbated by the extremely high path loss in millimeter-wave or terahertz bands. Expanding the effective resonant distance without violating

safety radiation standards is a key challenge for extending its application range. Simultaneously, although the link can be self-established when the UE moves in RF-RBS, this highly depends on the relative attitude of the array. When the UE rotates or tilts relative to the BS, its effective receiving aperture shrinks, and the spatial phase distribution of the reflected signal becomes distorted, which can also lead to severe degradation of phase conjugate accuracy and significant attenuation of resonance intensity. Future mitigation should be achieved through attitude sensing and control optimization.

4) *High Dependency on LoS*: The establishment of the resonant beam relies on the physical cyclic path between the transmitter and the receiver. If the path is completely blocked, the positive feedback loop breaks, and communication and power transfer immediately cease. While this is considered an “inherently secure” characteristic, it also means poor service continuity in complex occlusion environments. Promising solutions may need to combine technologies such as RIS for relay assistance to address non-line-of-sight (NLoS) transmission issues. However, how to use RIS to guide the BS transmission signal toward a passive target and establish a resonant link with it may require further consideration.

V. CONCLUSION

The RF-RBS leverages physical-layer phase conjugation to achieve a native integration of communication, sensing, and power transfer. Characterized by its self-alignment and self-sustaining capabilities, the system performs high-precision beamforming without complex digital baseband computations. This mechanism significantly mitigates the latency and overhead associated with CSI acquisition, rendering it a viable solution for dynamic 6G scenarios.

However, widespread adoption relies on addressing inherent implementation hurdles, particularly regarding analog hardware integration, multi-user interference, and LoS dependencies. Future research focused on overcoming these physical constraints through engineering optimization or hybrid architectures remains a critical step toward realizing the commercial potential of this low-complexity paradigm.

REFERENCES

- [1] X. Mu, J. Xu, Y. Liu, and L. Hanzo, “Reconfigurable intelligent surface-aided near-field communications for 6G: Opportunities and challenges,” *IEEE Vehicular Technology Magazine*, vol. 19, no. 1, pp. 65–74, 2024.
- [2] R. Chen, M. Liu, Y. Hui, N. Cheng, and J. Li, “Reconfigurable intelligent surfaces for 6G IoT wireless positioning: A contemporary survey,” *IEEE Internet of Things Journal*, vol. 9, no. 23, pp. 23 570–23 582, 2022.
- [3] C. Psomas, K. Ntougias, N. Shanin, D. Xu, K. Mayer, N. M. Tran, L. Cottatellucci, K. W. Choi, D. I. Kim, R. Schober, and I. Krikidis, “Wireless information and energy transfer in the era of 6G communications,” *Proceedings of the IEEE*, vol. 112, no. 7, pp. 764–804, 2024.
- [4] O. L. A. López, H. Alves, R. D. Souza, S. Montejo-Sánchez, E. M. G. Fernández, and M. Latva-Aho, “Massive wireless energy transfer: Enabling sustainable IoT toward 6G era,” *IEEE Internet of Things Journal*, vol. 8, no. 11, pp. 8816–8835, 2021.
- [5] X. Meng, N. Zhang, M. Jian, M. Kadoch, and D. Yang, “Channel modeling and estimation for reconfigurable-intelligent-surface-based 6G SAGIN IoT,” *IEEE Internet of Things Journal*, vol. 10, no. 11, pp. 9273–9282, 2023.
- [6] X. Fang, W. Feng, Y. Chen, N. Ge, and Y. Zhang, “Joint communication and sensing toward 6G: Models and potential of using MIMO,” *IEEE Internet of Things Journal*, vol. 10, no. 5, pp. 4093–4116, 2023.

- [7] Q. Jiang, M. Liu, M. Xu, W. Fang, M. Xiong, Q. Liu, and S. Zhou, “Single-frequency self-alignment RF resonant beam for information and power transfer,” *IEEE Internet of Things Journal*, vol. 12, no. 11, pp. 16 622–16 636, 2025.
- [8] Y. Guo, Q. Jiang, M. Xu, W. Fang, Q. Liu, G. Yan, Q. Yang, and H. Lu, “Resonant beam enabled DoA estimation in passive positioning system,” *IEEE Transactions on Wireless Communications*, vol. 23, no. 11, pp. 16 290–16 300, 2024.
- [9] Y. Guo, M. Xiong, W. Fang, Q. Jiang, M. Xu, Q. Liu, and G. Yan, “Resonant beam enabled passive 3-D positioning,” *IEEE Internet of Things Journal*, vol. 12, no. 15, pp. 30 242–30 253, 2025.
- [10] S. Xia, Q. Liu, Q. Jiang, W. Fang, and M. Liu, “Frequency division duplexing resonant beam communication,” *IEEE Transactions on Wireless Communications*, pp. 1–1, 2025.
- [11] S. Xia, Q. Jiang, W. Fang, Q. Liu, S. Zhou, M. Liu, and M. Xiong, “Millimeter-wave resonant beam SWIPT,” *IEEE Internet of Things Journal*, vol. 11, no. 24, pp. 40 464–40 477, 2024.
- [12] M. Giordani, M. Polese, A. Roy, D. Castor, and M. Zorzi, “A tutorial on beam management for 3GPP NR at mmWave frequencies,” *IEEE Communications Surveys & Tutorials*, vol. 21, no. 1, pp. 173–196, 2019.

BIOGRAPHIES

Yixuan Guo (guoyixuan@tongji.edu.cn) received his B.E. degree in software engineering from Shanxi University, Taiyuan, China, in 2018, and his M.E. degree in software engineering from Northwest Normal University, Lanzhou, China, in 2022. He is currently pursuing his Ph.D. degree in the Shanghai Research Institute for Intelligent Autonomous Systems, Tongji University, Shanghai, China. His research interests include wireless communications, indoor positioning, wireless power transfer, Internet of Things, and their applications.

Mingliang Xiong (mlx@tongji.edu.cn) received the B.E. degree in communications engineering from the Nanjing University of Posts and Telecommunications, Nanjing, China, in 2017, and the Ph.D. degree from the College of Electronics and Information Engineering, Tongji University, Shanghai, China, in 2022. He served as a research fellow of Hangzhou Institute of Extremely-Weak Magnetic Field Major National Science and Technology Infrastructure, Hangzhou, China, in 2022–2024. He is currently an assistant professor of Tongji University. His research interests include optical wireless communications, wireless power transfer, and the Internet of Things.

Qingwen Liu [M’07, SM’15] (qliu@tongji.edu.cn) received the B.S. degree in electrical engineering and information science from the University of Science and Technology of China, Hefei, in 2001, and the M.S. and Ph.D. degrees from the Department of Electrical and Computer Engineering, University of Minnesota, Minneapolis, in 2003 and 2006, respectively. He is currently a Professor with the College of Computer Science and Technology, Tongji University, Shanghai, China. His research interests lie in the areas of wireless communications and signal processing.