

CommentScope: A Comment-Embedded Assisted Reading System for a Long Text

SHUAI CHEN, Jiangsu Ocean University, China

LEI HAN, Jiangsu Ocean University, China

HAOYU WANG, Jiangsu Ocean University, China

ZHAOMAN ZHONG, Jiangsu Ocean University, China

Long texts are ubiquitous on social platforms, yet readers often face information overload and struggle to locate key content. Comments provide valuable external perspectives for understanding, questioning, and complementing the text, but their potential is hindered by disorganized and unstructured presentation. Few studies have explored embedding comments directly into reading. As an exploratory step, we propose CommentScope, a system with two core modules: a pipeline that classifies comments into five types and aligns them with relevant sentences, and a presentation module that integrates comments inline or as side notes, supported by visual cues like colors, charts, and highlights. Technical evaluation shows that the hybrid “Rule+LLM” pipeline achieved solid performance in semantic classification (accuracy=0.90) and position alignment (accuracy=0.88). A user study (N=12) further demonstrated that the sentence-end embedding significantly improved comment discovery accuracy and reading fluency, while reducing mental demand and perceived effort.

CCS Concepts: • **Human-centered computing** → **HCI design and evaluation methods**; *Visualization*; **User studies**.

Additional Key Words and Phrases: Assisted Reading, Comments, Text, Visualization, Interaction

ACM Reference Format:

Shuai Chen, Lei Han, Haoyu Wang, and Zhaoman Zhong. 2026. CommentScope: A Comment-Embedded Assisted Reading System for a Long Text. In *Proceedings of the ACM CHI conference on Human Factors in Computing Systems (CHI'26)*. ACM, New York, NY, USA, 32 pages. <https://doi.org/XXXXXXX.XXXXXXX>

1 Introduction

Long-form content, such as articles, essays, and blog posts, has become increasingly common online. Platforms like Zhihu¹ and Quora² now host a growing number of long-form articles, many of which attract extensive user comments. While reading this content, users may form opinions about entities or expressions in the text. However, most platforms still require them to scroll to the comment section at the end to express these opinions. This approach, however, introduces two significant limitations. First, comments become fragmented and decontextualized, detached from the specific text passages to which they refer. Second, users are unable to directly view or engage with others’ perspectives on the content they are currently reading, hindering the development of a coherent and contextualized discussion.

¹<https://www.zhihu.com>

²<https://www.quora.com>

Authors’ Contact Information: Shuai Chen, Jiangsu Ocean University, Lianyungang, China, shuai.chen@jou.edu.cn; Lei Han, Jiangsu Ocean University, Lianyungang, China; Haoyu Wang, Jiangsu Ocean University, Lianyungang, China; Zhaoman Zhong, Jiangsu Ocean University, Lianyungang, China.

Permission to make digital or hard copies of all or part of this work for personal or classroom use is granted without fee provided that copies are not made or distributed for profit or commercial advantage and that copies bear this notice and the full citation on the first page. Copyrights for components of this work owned by others than the author(s) must be honored. Abstracting with credit is permitted. To copy otherwise, or republish, to post on servers or to redistribute to lists, requires prior specific permission and/or a fee. Request permissions from permissions@acm.org.

© 2026 Copyright held by the owner/author(s). Publication rights licensed to ACM.

Manuscript submitted to ACM

When reading long-form texts, users often consult comments for diverse perspectives. These comments are frequently redundant, noisy, and unstructured, reducing their utility. Comments serve not only as informational supplements but also as participatory engagement; highly upvoted comments may highlight overlooked nuances or offer valuable insights. Most platforms sort comments by timestamp or popularity without categorizing communicative function (e.g., statements, questions, suggestions), making it hard for users to discern intent and limiting sentence-level comprehension. While bullet-screen comments in videos enable dynamic, real-time interaction [8, 34], how to leverage comments to improve reading of textual content remains an open question.

Prior work has explored ways to improve the readability and utility of comments. For example, some studies apply summarization techniques to identify keywords [7, 30] or themes [12, 50] in the text. Others use sentiment analysis to reveal emotional polarity [40, 41]. However, these approaches overlook the connection between comments and the source text. As a result, they are incapable of performing a fine-grained analysis of comment rationales or providing analysis of the source text. Mullick et al. [39] explored aligning comments with specific paragraphs of the original text to strengthen their correspondence. Their work is highly relevant to our approach. However, while they focus on establishing connections, our work focuses on presenting these connections effectively to enhance the reading experience. TaggedComments [6] explored manual categorization and embedding of comments alongside relevant text segments, but heavy reliance on user operations prevents scaling to long-form social media content with numerous, unstructured comments.

We draw inspiration from annotation systems in ancient Chinese classics, where scholarly commentary is tied to the original text’s layout. Short inline notes appear next to the commented phrase, while longer comments are placed at chapter ends. This hierarchical presentation preserves the source-comment relationship, avoiding the contextual disconnection common on social media platforms.

We present CommentScope, a comment-embedded assisted reading system for long texts. The system classifies comments into five types—statement, question, exclamation, suggestion, sarcasm—and automatically detects the sentence each comment refers to, displaying them as inline or marginal annotations. Multi-type visual marks, including color coding, type-distribution pie charts, and frequent-word highlights, enhance comment interpretability and help users quickly identify their function and intent.

The main contributions of this paper are as follows:

- We proposed CommentScope, a comment-embedded assisted reading system for a long text on social media. The system provides a structured reading interface that aligns different types of comments with sentences in the text using multi-level visualizations. These embedded comments serve as contextual annotations that enhance comprehension and foster critical interpretation by exposing readers to diverse perspectives and collective insights.
- The system incorporates a set of comment-text integration techniques and interaction designs (e.g., semantic color encoding, sentence-end embedding, coordinated side-panel views) that support a comment-augmented reading workflow. These designs help readers access diverse perspectives while maintaining a clear alignment between the text and its commentary. To realize this workflow, an automated two-part classification pipeline transforms unstructured comments into structured, embeddable annotations, using a semantic module to identify each comment’s pragmatic function and a positional module to locate its corresponding text segment.

- We conducted a user study to investigate the effectiveness of three embedding methods within CommentScope. Results indicated that these embedding methods all demonstrated superior performance compared to the baseline, achieving notable improvements in both accuracy and efficiency.

2 Related Works

2.1 Annotation Interface

The core value of annotation lies in expanding the semantic dimension of content. Users can add explanations, opinions, questions, or background notes to deepen understanding and exchange knowledge [29]. This mechanism provides structural support for individual knowledge building [53], collaborative review [11], and knowledge transmission [49]. It turns static information carriers into dynamic media for knowledge communication.

At the technical level, annotation generation follows two main paradigms. The first is manual creation. Early practices relied on physical tools such as pencils and highlighters on paper documents or drawings [28]. Fueled by advances in HCI, modern interfaces enable users to digitally annotate content by adding notes with customizable visual properties like color and line style [24]. The second paradigm is automated generation. This reflects the growing role of AI in information processing. For example, Liu et al. [32] build a multimodal annotation system to automatically generate descriptive text for images and extract semantic labels for visual content. CommentScope is also an annotation system. The key difference is that its notes are sourced from article comments rather than being manually or automatically generated.

Rahman et al. [44] provided a systematic classification of annotation types. In general, annotations can be divided into textual annotations and graphical annotations. Textual annotations use words or sentences to support information understanding. Examples include marking the part-of-speech of words in text [51], or describing key features in visualizations [5]. Graphical annotations highlight important content with visual elements such as color, shape, or glyphs. For instance, colors can mark different stances in documents [26]. Boxes can emphasize salient features in visualizations [27]. Sparklines embedded in data documents can represent trends [55]. CommentScope integrates both textual and graphical elements in its annotation design.

Annotated objects can be divided into text and images. For data-rich text, Charagraph visualizes in-text numerical data [36], and for visual charts, AutoMA [20] generates textual explanations of temporal patterns. These systems follow a constructive or descriptive workflow that clarifies objective facts. In contrast, CommentScope supports an exploratory workflow: it treats large volumes of unstructured user comments as dynamic annotations and embeds them into relevant sentences or paragraphs, providing contextual background and diverse perspectives for interpreting the text.

2.2 Assisted Reading

For long and information-dense texts, effective assisted reading support not only reduces cognitive load, but also enhances critical comprehension, enabling more efficient knowledge construction and decision making [10, 16].

At the technical level, assisted reading systems have evolved along two main directions. The first focuses on enhancing the original text. Existing systems provide richer means for reading support, including user-created textual notes [38], automatically generated summaries [9], and related supplementary explanations [1]. Other methods include highlighting key content [14] and text control and navigation tools [31], enabling users to quickly locate and understand core information. Skim [14] highlights and categorizes source-text sentences by rhetorical roles to support fast skimming. Although both Scim and CommentScope use classification and filtering, they operate on fundamentally different objects:

Scim acts directly on the source text, using highlighting to help readers bypass less important content without altering the layout, whereas CommentScope processes external, unstructured comments. CommentScope further offers multiple embedding styles (sentence-end, between-line, click-to-show) and filters for specific comment types (e.g., questions, sarcasm, rebuttals), turning a noisy comment stream into a navigable layer of insights while preserving the integrity of the main text. The second direction emphasizes linking and embedding external information. On one hand, researchers have integrated relevant video clips and multimodal content, such as visual and auditory information, to support deeper understanding of the text [23]. On the other hand, publicly available data or authoritative sources can be used to verify information and provide necessary background, enhancing the credibility and interpretability of reading [22]. Additionally, comparing narratives across different reports or texts can reveal potential stance differences [37]. Embedding the context of academic citations directly in the text also helps present research progress and scholarly debates, broadening readers' understanding [43].

In this study, the concept of assisted reading is extended beyond the text itself to incorporate its external context. User-generated comments, as one of the most immediate and cognitively proximal forms of external material on social platforms, offer significant potential for enhancing comprehension and engagement. A few studies have attempted to link comments with text positions to support reading [18, 39]. For example, Mullick et al. [39] used deep learning models to match comments with the most relevant paragraphs in news articles. However, such methods mainly address positional alignment and do not consider how to place the related comments in the article. Besides, comments may pose questions, express agreement or disagreement, or provide factual supplements, making comments an important resource for understanding long texts.

Therefore, how to fully understand the role of comments in long-text reading remains an open challenge and the focus of this study.

2.3 Comments Analysis

Research on comments analysis has addressed tasks ranging from the identification of overall polarity [33, 41] to more fine-grained perspectives. These include tracking temporal shifts in sentiment [35, 47] and employing summarization techniques to extract central discussion topics [18, 48]. For example, Gao et al. [15] generated time-aware summaries of Twitter topics, capturing both macro-level trends and their evolutionary dynamics.

Visualization has become an effective method for presenting the results of comment analysis [17]. Kucher et al. [25] systematically reviewed visualization methods for sentiment analysis, including using color and shape to represent polarity, time series plots to track changes, and overlaying sentiment data on geographic maps. Faridani et al. [13] introduced Opinion Space, which utilizes dimensionality reduction to project comments onto a 2D map, helping users navigate diverse viewpoints visually. Kauer et al. [21] proposed Discursive Patinas, which overlay online discussions directly onto charts using spatial layouts like heatmaps. While such spatial layouts work well for exploration in any order, text reading requires a strictly linear flow. Overlaying comments or separating them into a map would obstruct the content or break the reading focus. CommentScope solves this by embedding comments directly into the text, for example at the end of sentences. This allows readers to follow the text smoothly while seeing relevant social context and multiple perspectives.

Besides semantics analysis, researchers also focus on the communicative dimensions of user comments [42, 52, 54]. Comments are not carriers of information, but also function as instruments of social interaction, performing discursive acts such as requesting, agreeing, questioning, or expressing gratitude. For example, Zhang et al. [52] applied Speech Act Theory [2] to classify tweets into five categories: statement, question, suggestion, comment.

Existing studies often present results like sentiment reports in isolation, detached from the source text, with no way to reintegrate findings into the reading context. To bridge this gap, we propose linking comments' pragmatic functions (e.g., questions or suggestions) to relevant text segments. By displaying comments inline, they form a dynamic, context-aware layer that helps readers access diverse perspectives more easily.

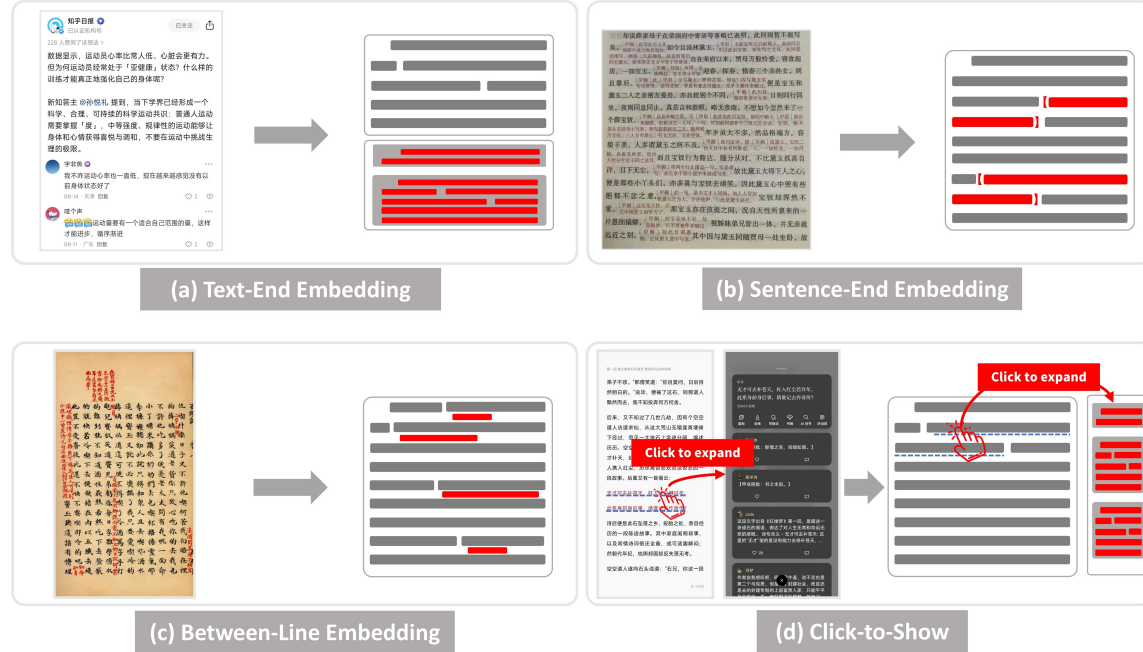


Fig. 1. Four comment layouts and their design inspirations. The left side shows the sources of inspiration, and the right side illustrates the comment layouts: (a) Text-End Embedding, (b) Sentence-End Embedding, (c) Between-Line Embedding, and (d) Click-to-Show.

3 Formative Study

To better inform the design of CommentScope, we conducted a formative study aimed at understanding users' core needs, current challenges, and preferences regarding the placement of comments when reading a long text. Specifically, this study sought to address the following research questions:

- **RQ1:** Does the user pay attention to the comments within the article when reading it?
- **RQ2:** How do users mentally map the comments back to the specific parts of the article they refer to?
- **RQ3:** Faced with a large volume of comments, how do users decide which ones to read?

In this section, we first describe the study methodology, including participant recruitment, study procedures, and data analysis methods. We then present four key findings derived from the interviews. Finally, we outline how these findings establish the directions for the design of CommentScope.

3.1 Methodology

We conducted semi-structured interviews with a think-aloud protocol to examine users' behavior and needs when reading long texts and their comments. Twelve participants (6 female, 6 male; average age 26.3) from diverse backgrounds met a screening criterion of reading at least one long text (>800 words) per week and browsing its comments.

The study was conducted in a quiet laboratory, with all reading and interaction tasks performed on desktop computers (24-inch monitors) rather than mobile devices. The system was designed for desktop reading environments to leverage the larger, more stable display for simultaneous viewing of text and comments, and to focus the evaluation on interface design rather than mobile-specific constraints.

To create a realistic scenario, we selected three long-form Zhihu articles from technology, society, and history, each exceeding 1,500 words with over 200 real comments. Articles were displayed in a standard scrollable layout, showing the top 50 comments by popularity. Participants were instructed to read naturally and check comments at will while verbalizing thoughts, confusions, and strategies.

Each session lasted approximately 35 minutes and consisted of three stages. In the initial interview phase (about 10 minutes), we asked open-ended questions to understand participants' reading habits, common issues, and personal preferences. Next, in the reading and think-aloud phase (about 10 minutes), participants were required to select one of three long texts with real comment sections to read and were asked to verbalize their thoughts, feelings, and confusions in real time. This captured immediate reactions and cognitive strategies during natural reading. Finally, in the post-interview phase (about 15 minutes), we followed up on observed behaviors to explore participants' experiences and needs. Participants were also shown the four comment layout designs (Figure 1) to collect their impressions and preferences regarding interface differences. Specifically, the four comment layouts are as follows.

- **Text-End Embedding** follows the traditional approach, placing all comments linearly at the end of the article (Figure 1a).
- **Sentence-End Embedding** is inspired by modern revised editions of annotated classics. It embeds comments inline at the end of sentences (Figure 1b).
- **Between-Line Embedding** draws inspiration from ancient annotation practices, inserting comments between the target sentence and the following line (Figure 1c).
- **Click-to-Show** is inspired by the WeChat Read APP. Sentences with comments are marked with a dotted underline, and the comments pop up when users click these markers (Figure 1d).

With participants' consent, all interviews were audio-recorded and transcribed. The recordings amounted to about 7 hours of data, providing rich material for subsequent analysis.

To extract clear and representative themes from scattered verbal descriptions, we applied Thematic Analysis [4] to the interview data. Specifically, we segmented the transcripts into minimal semantic units, each representing the shortest text fragment that conveys a complete meaning. Most units aligned with single sentences, but in some cases we allowed them to span multiple sentences to capture participants' full expression. We also allowed each unit to carry multiple thematic codes to reflect the composite nature of user experiences. Next, two co-authors independently reviewed the full transcripts and noted their initial impressions. They then randomly selected one-quarter of the data for open coding. During this process, researchers assigned short labels to each unit segment to capture its core meaning. For example, when a participant complained "I cannot find the corresponding commenting sentence of the comments in the article," it was labeled as difficulty in locating. At this stage, no predefined coding scheme was used and labels emerged inductively from the data. After the initial coding, the two co-authors compared and discussed their labels.

They merged similar labels and resolved naming differences, leading to a unified codebook. The codebook specified the meaning, scope, and typical examples for each label, ensuring consistency in the subsequent analysis. Using the unified codebook, we independently coded the remaining data. In this process, scattered labels were gradually grouped and consolidated into potential themes.

3.2 Findings

Following the thematic analysis method described above, we segmented about 7 hours of transcripts into 1,327 minimal semantic units. Each unit consisted of one or more coherent sentences that conveyed a distinct user experience, difficulty, or strategy. Most units (about 85%, 1,128 units) contained a single sentence, while about 15% spanned multiple sentences to capture more complex cognitive processes. A single unit could receive multiple thematic codes. About 45% of the units (598) were multi-coded, reflecting the layered and intertwined nature of user experiences.

Through systematic coding and iterative aggregation, we identified seven themes. These themes capture common cognitive and behavioral challenges when participants read a long text and engaging with comments. The proportion of segments covered by each theme is indicated as follows. Note that the percentages do not sum to 100% because many units were assigned to multiple themes.

- **Contextual Anchoring (32%):** Users had significant difficulty matching the end-of-text comments to their specific sentences in the article. The concepts, data, or arguments mentioned in the comments were often hard to locate. Users had to scroll back frequently, which broke immersion.
- **Information Filtering (27%):** Faced with a large number of comments, users felt overloaded. They rarely read sequentially but instead adopted filtering strategies. Current interfaces provide little support beyond “sort by popularity.” Finding specific types of comments (e.g., rebuttals, suggestions, questions) was inefficient.
- **Opinion Validation (16%):** One motivation for reading comments was social validation. Users checked others’ opinions to confirm or adjust their own understanding. They viewed the comment section as a “public square,” seeking resonance or observing opposing views to build a more complete perspective.
- **Reading Mode Adaptation (16%):** Users switched between immersive reading and exploratory analysis, with different layout needs. In immersive reading, they preferred a clean, distraction-free interface, while during analysis, they wanted comments to be visible and well-integrated. However, fixed layouts could not accommodate both needs simultaneously.
- **Comments Value & Credibility (10%):** Users needed to quickly judge value and credibility when filtering comments. Existing cues (likes, replies, length, avatar, or ID) were unreliable. Well-argued but low-vote comments were often buried, while witty high-vote comments could be misleading.
- **Comments Aggregation & Topic Drift (8%):** Long texts usually covered multiple subtopics, and discussions formed several clusters. Users struggled to identify which issues were most discussed in the linear list. They were also distracted by “topic drift” unrelated to the original text.
- **Emotional Tone (7%):** The overall emotional tone of the comment section shaped users’ interpretation and experience. Aggressive or negative environments reduced their interest and willingness to engage.

For the seven themes above, we select four core themes (T1–T4) as the focus of our study.

- **T1: Contextual Anchoring (32%): Answers RQ2.** This theme shows that users have difficulty matching comments to the text, directly answering RQ2 about how comments are connected to the article content.

- **T2: Information Filtering (27%): Answers RQ3.** By demonstrating that users feel overloaded and lack effective tools to pick relevant comments, this theme answers RQ3 regarding the decision-making process.
- **T3: Opinion Validation (16%): Answers RQ1.** By showing that users actively seek confirmation of their own thoughts, this theme explains why users pay attention to comments (the specific value derived).
- **T4: Reading Mode Adaptation (16%): Answers RQ1.** By identifying the need to switch between immersive reading and active checking, this theme explains how user attention fluctuates during the process.

We selected these four themes because they align with our research questions, appear most frequently in our dataset, and were mentioned by most participants (typically 7 or more of the 12), indicating they represent common rather than isolated experiences.

3.3 Design Considerations

These findings not only revealed the challenges of existing comment systems but also directly informed the design of CommentScope. We translated the four core themes (T1–T4) into three design guidelines (C1–C3) and describe how they are implemented in the system.

- **C1: Bridging Spatial and Semantic Gaps through Context Injection (from T1).** To minimize users' cognitive load during contextual anchoring, the system should integrate comment context directly into the reading flow. This leads to the following design considerations: (1) *Provide Exploratory Cues*: A preview mechanism, such as displaying the number of comments associated with each sentence, can help users gauge discourse density and decide where to focus attention. (2) *Reduce Interaction Cost for Key Insights*: Embedding highly-relevant or highly-liked comments inline (e.g., at the end of a sentence) allows users to access salient viewpoints without additional actions. (3) *Support Progressive Disclosure*: A lightweight interaction (e.g., clicking a sentence) should reveal comment panels dynamically, enabling seamless transitions from overview to detail. This approach maintains focus while offering deeper engagement on demand, effectively mitigating context fragmentation.
- **C2: Multi-Level Semantic Navigation to Support Comment Navigation and Functional Needs (from T2, T3).**
To help users efficiently locate comments of specific functions or value, the system should incorporate multi-level semantic navigation mechanisms. The following design considerations are proposed: (1) *Semantic Categorization as a Foundation*: Comments should be automatically classified into functionally distinct types (e.g., statement, suggestion, exclamation, question, sarcasm) to provide a structured and meaningful basis for navigation. (2) *Visual Encoding for At-a-Glance Understanding*: Visual cues such as color-based type coding, distribution-based pie charts, and highlighted frequent terms can help users quickly perceive comment semantics and focus areas. (3) *Interactive Filtering for Targeted Exploration*: A dedicated filtering control (e.g., a top navigation bar) should allow users to show or hide comment types dynamically, transitioning interaction from passive browsing to intentional, goal-oriented exploration.
- **C3: User-Controlled Dynamic Layouts for Reading Mode Adaptation (from T4).** To balance immersive reading and exploratory analysis, the system should grant users flexible control over the interface. This can be achieved by providing toggle options—via a top control bar—for inline comments, distribution charts, and keyword highlights, allowing dynamic adjustment of information density. Furthermore, comments should be organized into global-level and sentence-level views, displayed in separate side panels to support multi-granularity engagement and reduce visual clutter.

4 System Overview

CommentScope is an enhanced reading system that integrates online comments directly with article text. It combines backend semantic processing with frontend visualization, enabling users to quickly grasp comment distribution, semantic categories, and discussion focus while reading.

The system spans both data and interaction layers. Backend modules handle high-frequency word identification, position classification, and semantic classification. Frontend modules embed comments into the article via interactive visualizations, supporting navigation from macro-level trends to micro-level sentence details.

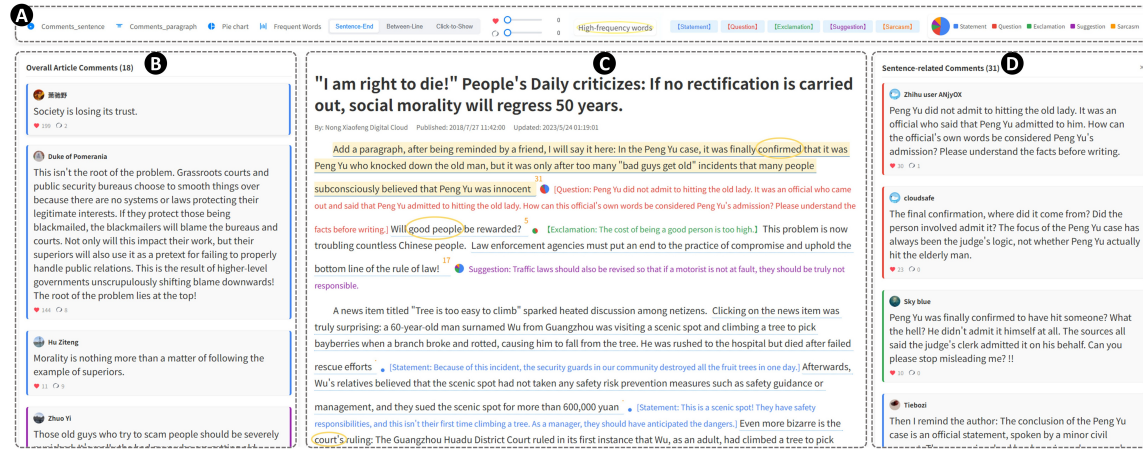


Fig. 2. Overview of the system interface. A: Top control panel with display toggles, quantitative filters, and classification legends. B: Left-side global comment panel showing comments related to the overall article. C: Main article content area with sentence-end embedding, serving as the core reading and interaction space. D: Right-side sentence-level comment panel, appearing dynamically when a user selects a sentence, displaying detailed comments linked to that sentence.

4.1 Article Content Area

The article content area presents the original text enriched with multimodal information. It serves as the core entry point for reading and exploring comments (see Fig. 2C). The paragraph structure of the text is preserved to maintain natural readability. On this basis, multi-level visual elements are embedded to reveal the distribution of comments and the main discussion focus [3].

First, frequently mentioned keywords in the comments are highlighted with yellow circles. This visual cue helps readers quickly identify the core language elements that triggered wide discussion. Such word-level annotation builds a direct link between the text and the focal points of public attention.

Second, at the sentence-level, the system provides three layouts for displaying sentence-level comments. These layouts support diverse reading preferences and exploration needs, and users can switch between them at any time. The key difference lies in how the most-popular sentence-level comment is presented (Fig. 1):

- **Sentence-End Embedding:** In this default layout, the most-liked comment is embedded inline at the end of the target sentence. To improve readability, the text color matches its semantic category (*statement*, *question*, *exclamation*, *suggestion*, or *sarcasm*). The comment is enclosed in square brackets and prefixed with its category,

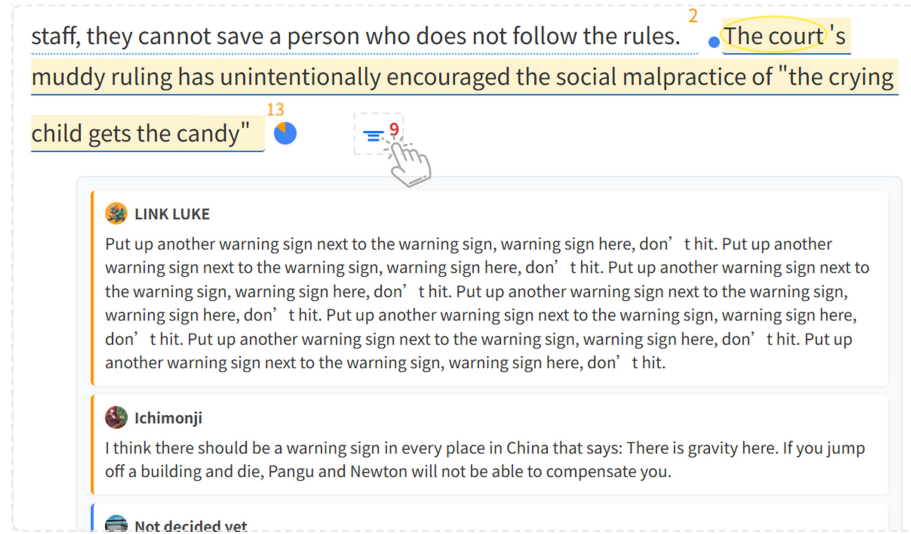


Fig. 3. Paragraph-level comment view, showing the end-of-paragraph button, comment count markers, and collapsed/expanded states.

for example: [Suggestion: Sample comment]. This design ensures immediacy while keeping the comment tightly integrated with the original text.

- **Between-Line Embedding:** In this layout, the most-liked comment is shown as a separate text block between the target sentence and the following one. This reduces reading continuity but increases visibility and separation, making the comment visually distinct from the article text.
- **Click-to-Show:** This minimal layout hides all comment text by default. Users only see the general visual cues (orange numbers and blue underlines). The related comments appear in the right sidebar only when the user clicks the marked sentence. This design minimizes interface distraction and supports an immersive reading experience.

Regardless of the chosen layout, the system indicates the presence of comments at the relevant sentence using an orange number and a blue dashed underline. The orange number shows the total number of comments associated with the sentence, while the blue underline signals that discussion exists at this position. If users wish to view the full set of comments beyond the most-liked one, they can simply click the sentence. The system will then highlight the sentence in yellow and display the complete comment set in the right sidebar, following the same interaction pattern as the Click-to-Show layout. This mechanism ensures that differences in comment visibility across layouts do not affect the full accessibility of comments.

The system also provides an additional visualization mechanism. Users can enable the “word-level pie chart” embedding; the system inserts a small pie chart at the end of the sentence, positioned before the comment display. The chart segments are colored according to semantic categories, and the radius scales proportionally with the number of comments. This design compactly conveys the diversity and intensity of comments while maintaining a tidy layout.

At the paragraph-level, each paragraph ends with an interactive button to expand or collapse paragraph-level comments (see Fig. 3). A red number at the top-right corner of the button indicates the number of comments for

that paragraph, helping users quickly identify the most actively discussed sections. This mechanism allows users to seamlessly switch between a macro view (overall paragraph discussion) and a micro view (individual sentence comments), creating a flexible reading path.

4.2 Multi-Level Comment Sidebars

To support exploration of comments at different granularities, the system provides multi-level comment sidebars on both sides of the article. The left sidebar is a fixed Global-level Comment Panel (see Fig. 2B), primarily displaying global-level comments that cannot be precisely anchored to specific sentences or paragraphs, or that span multiple paragraphs. This panel provides users with a macro-level overview of discussion trends. Global-level comments are sorted by popularity (based on the number of likes) and visually annotated with colored borders corresponding to their semantic categories, allowing users to quickly identify different discussion types and topic trends.

The right sidebar is a Sentence-Level Comment Panel (see Fig. 2D) that appears dynamically. When a user clicks on a sentence in the article, this panel shows all comments associated with that sentence, also sorted by popularity. This design allows users to focus on sentence-level discussions without interrupting the reading flow of the main text.

Both the article-level and sentence-level sidebars display the number of comments in their header bars, providing an intuitive sense of discussion volume at each level. Users can freely switch between sentence-level and paragraph-level comment exploration, or collapse the right sidebar to return to a macro reading mode. This flexible interaction mechanism balances micro- and macro-level perspectives, enabling efficient navigation across different comment granularities according to user needs.

4.3 Top Control Panel

The top control panel is positioned at the top of the interface, serving as the system’s control center and providing global interaction controls to support multiple reading modes and flexible comment exploration (see Fig. 2A). On the left side, the panel integrates four view toggles that allow users to independently control the display of inline comments, sentence-end pie charts, high-frequency word highlights (yellow circles), and paragraph-level comments. These toggles enable users to switch freely between information-rich exploration and a clean, immersive reading mode, balancing analytical depth with reading fluency.

For comment filtering, the system provides two quantitative controllers for sentence-level comments: a like-count threshold and a reply-count threshold. Both are set via sliders, and a comment is displayed only if its likes and replies exceed the respective thresholds (including inline comments and those in the right sentence-level comment panel). This mechanism effectively filters out low-activity comments, highlighting high-quality discussions. The maximum slider values dynamically update based on the highest likes and replies among all sentence-level comments, ensuring flexibility and adaptability in filtering.

The panel also includes a layout toggle button, allowing users to switch among the three comment layouts (Sentence-End Embedding, Between-Line Embedding, Click-to-Show). This feature supports adjustment of comment presentation according to different reading tasks and preferences, enabling a more personalized reading experience.

On the right side of the panel, three legends are integrated: a high-frequency word legend, a five comment-type legend, and a pie chart legend. Notably, the pie chart illustrates how semantic comment types are distributed across the dataset, giving users a concise view of the comment set’s overall composition. The five comment-type legend not only serves as an explanatory legend but also functions as a button to dynamically show or hide specific comment

categories. All actions take effect immediately and apply globally across the interface, allowing users to flexibly adjust the density of comment displays and maintain high control across different reading and exploration scenarios.

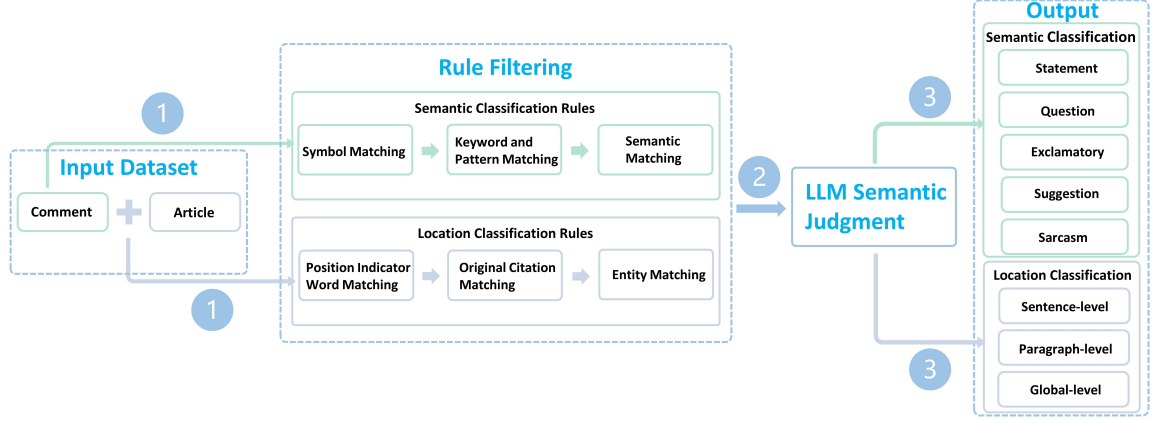


Fig. 4. Pipeline of semantic and positional classification in CommentScope. The pipeline consists of three core steps: (1) **Input Dataset** → **Rule Filtering**: Comments and articles are used as input. Rules for semantic classification (symbol matching, keyword matching, semantic matching) and location classification (position indicator word matching, original citation matching, entity matching) provide initial filtering. (2) **Rule Filtering** → **LLM Semantic Judgment**: Samples not covered by rules are classified by a large language model (LLM), while rule-identified samples are further verified. (3) **LLM Semantic Judgment** → **Output**: The system produces semantic categories (statement, question, exclamation, suggestion, sarcasm) and location categories (sentence-level, paragraph-level, global-level)

5 Comments Classification

To transform raw and unordered comments into structured information that can be embedded into the text, CommentScope introduces a two-part classification pipeline: semantic classification and positional classification. Semantic classification identifies the pragmatic function of a comment, while positional classification determines the exact text segment it refers to. This section explains both classification schemes and their technical implementation. The overall workflow is shown in Figure 4.

5.1 Semantic Classification of Comments

Traditional sentiment analysis of comments often stays at binary classification (positive vs. negative) or ternary classification (positive, neutral, negative) [41]. This overlooks the diverse communicative functions of comments. In practice, users may ask questions, share insights, provide suggestions, or express emotions. Inspired by Speech Act Theory [2], Zhang et al. [52] categorized tweets into statements, questions, suggestions, and comments to capture communicative intent of tweets. Building on this idea, we design a pragmatic classification system tailored to the comment ecology of long-form texts. Our goal is to automatically assign each comment c to one of the predefined pragmatic categories, which include:

- **Statement**: The user states facts, shares information, or expresses personal opinions.
- **Question**: The user raises a question about the original text.
- **Exclamation**: The user conveys strong emotions, such as surprise, admiration, or anger.

- **Suggestion:** The user offers concrete advice or solutions to the author or other readers.
- **Sarcasm:** The user employs irony or sarcasm to express criticism or disagreement.

This classification not only covers the core categories in Zhang et al.’s work, but also adds **Exclamation** and **Sarcasm**. In the Chinese cultural tradition, rhetorical devices such as heightened exclamations and ironic reversal have long been central to expression, from classical poetry and satire to everyday speech. This rhetorical preference continues in contemporary online discourse, where users often rely on exclamations to amplify emotion and sarcasm to convey implicit critique. If these categories are not explicitly recognized, a substantial portion of user interactions would be forced into ill-fitting labels such as “statement” or “suggestion,” thereby obscuring their distinctive pragmatic functions.

5.2 Technical Implementation

To enable the pragmatic classification, CommentScope adopts a two-stage pipeline that combines rule-based filtering and LLM judgment. The key idea is as follows. First, rules are used to quickly and broadly collect all possible pragmatic cues, forming a rich candidate set. Second, we adopt LLM to refine the set and resolve ambiguity. Table 1 shows typical cues for each category, including symbol set, keyword set, positive sentiment words, and negative sentiment words, the complete set of cues is provided in the Appendix.

Table 1. Examples of typical linguistic cues from each set in the rule-based filtering.

Category	Symbol set S_i	Keyword set K_i	Positive sentiment set P	Negative sentiment set N
Statement	—	think, point out, in fact, according to	—	—
Question	?	why, how, is it, could it be	—	—
Exclamation	!	unbelievable, oh my, pissed off, so...	—	—
Suggestion	—	should, suggest, might as well, consider	—	—
Sarcasm	—	—	like, enjoy, love, wonderful	overtime, exam, traffic jam, meeting

5.2.1 Rule Filtering. The rule-based filtering module analyzes comments and generates one or more category candidates. Since a comment may contain multiple sentences, it is first split into a sequence $c = \{s_1, s_2, \dots, s_n\}$, and clue detection is applied to each s_j . The rules are applied in layers: symbol matching, keyword and pattern matching, and semantic matching.

Symbol Matching: Symbols are direct pragmatic signals. Prior work shows that non-lexical features (e.g., question marks, exclamation marks) are important in expressing sentiment and intent [19]. The system defines a symbol set S_i for certain categories (e.g., question, exclamation) (see Table 1). If the ending punctuation of s_j belongs to S_i , it is labeled as a candidate of the corresponding category. When multiple symbols appear together (e.g., “!?”), multiple candidate labels are assigned.

Keyword and Pattern Matching: For sentences not captured by symbol matching, the system checks keywords or structural patterns.

Keyword matching. Each category maintains a keyword set K_i (Table 1). If s_j contains any keyword in K_i , it is marked as a candidate of that category. For example, “should” or “suggest” indicates Suggestion; “think” or “point out” indicates Statement; strong emotional terms like “unbelievable” indicate Exclamation.

Pattern matching. Keywords alone cannot capture complex functions such as sarcasm. To handle this, contrastive contexts [46] are used. If a sentence contains both positive emotion words (e.g., “love”) and negative context words (e.g., “traffic jam”), it is marked as “Sarcasm”.

Semantic Matching: Since predefined clues may miss synonyms, Sentence-BERT [45] is applied to capture semantic relevance. Specifically, we encode both the target sentence and each individual keyword in the set K_i into embeddings. We then calculate the cosine similarity between the sentence and each keyword. If the maximum similarity score exceeds a predefined threshold, the sentence is considered a candidate of that category.

Finally, the candidate categories of a comment are obtained by merging and deduplicating the candidate sets of all sentences that constitute the comment. This ensures that the full pragmatic scope of a comment is captured, even when different sentences express different functions.

5.2.2 LLM Semantic Judgment. After the rule-based filtering, the system proceeds to a semantic refinement stage. While rules capture explicit pragmatic cues, they may fail on implicit or ambiguous expressions. To address this, we introduce an LLM (GPT-5) as a semantic judge to refine and extend the rule-based output.

The semantic judgment has two steps. **Step 1: Verifying Rule-Generated Candidates.** For comments with one or more candidate labels $C_{\text{rule}}(c)$ from the rule-based stage, the LLM verifies which labels fit the comment. For multiple candidates, it selects the one with the highest confidence, assigning “Undetermined” if confidence is too low. For a single candidate, it simply checks if the label matches the comment, marking it “Undetermined” if not. Each label is also assigned a confidence score $\gamma(c) \in [0, 1]$. Relevant prompts are provided in ‘07 Prompts.pdf’. Since the input is short and the output simple, this step only requires a Yes/No check or a choice from a small set, making it easier than full five-class classification.

Step 2: Inferring Labels for Uncovered or Ambiguous Comments. For comments where the rule-based module cannot generate any candidate labels—typically those with implicit or ambiguous expressions—or for comments previously marked “Undetermined,” the system sends the comment and full article context to the LLM. The model evaluates all five possible labels and selects the label with the highest confidence score, which the system then checks against a predefined threshold; if it falls below the threshold, the comment is labeled “Undetermined.” The specific prompts used in our pipeline are provided in the file ‘07 Prompts.pdf’.

5.3 Location Classification of Comments

After identifying the pragmatic function of comments, the second stage aims to determine their precise target location in the text. This step is essential for embedding comments into the reading context. Traditional systems only list comments linearly as appendices to the article. In contrast, CommentScope maps each comment c to one specific locations p in the text. To achieve this, we define a three-level location taxonomy that captures the different granularities to which a comment may refer.

- **Sentence-level:** The comment targets one or more specific sentences in the article.
- **Paragraph-level:** The comment discusses the topic or content of one or more full paragraphs.
- **Global-level:** The comment gives an overall evaluation, summary, or impression of the entire article.

This taxonomy captures comment focus from micro-level details to macro-level themes, providing precise anchors for subsequent embedded presentation.

5.4 Technical Implementation

To determine comment positions, CommentScope adopts a two-stage pipeline that combines rule-based filtering and LLM judgment. The core idea is as follows: first, rules quickly and broadly collect all possible positional cues to form a rich candidate set; next, the LLM leverages deep semantic understanding to refine candidates and resolve ambiguities.

5.4.1 Rule Filtering. To enable automatic comment position detection, we designed a multi-level rule-based pre-screening mechanism to quickly capture information in comments that can be directly mapped to the article. The main goal at this stage is to generate a high-precision candidate position set using positional cues, in-text citation clues, and entity matches, providing effective support for subsequent LLM semantic judgment.

The rule-based pre-screening module includes the following three types of decision logic, executed in order of priority from high to low:

Position Indicator Word Matching: In comment analysis, when a comment contains explicit words referring to a paragraph, sentence, or the entire text, all matching position levels are recorded as a set to preserve the multiple references in the comment. To enable precise determination, we define four types of indicator word sets: sentence-level (P_{sent}), paragraph-level (P_{para}), global-level (W_{global}), and ambiguous indicators (P_{amb}). Representative examples for each set are listed in Table 2, where the symbol n denotes an integer index used to label the n -th paragraph or n -th sentence, the complete set of indicator cues is provided in the Appendix.

Table 2. Partial example sets of position indicator words

Set Type	Example Indicator Words
Sentence Indicators P_{sent}	Sentence n , first sentence, opening sentence, second sentence, last sentence, final sentence
Paragraph Indicators P_{para}	Paragraph n , opening paragraph, beginning of the article, middle paragraph, n -th from last paragraph, ending paragraph, last paragraph
Global Indicators W_{global}	the entire article, full text, overall, in general, generally, throughout, in the whole text, overall speaking
Ambiguous Indicators P_{amb}	last, mentioned last, at the end (may refer to the last sentence or the last paragraph)

The system first segments the article into paragraphs and sentences, assigning each a unique index, and tokenizes the text while removing stop words. Each comment is similarly split into sentences and tokenized. The word sets of all sentences in a comment are combined to form the overall comment word set. This set is directly compared with P_{sent} , P_{para} , P_{amb} , W_{global} to identify explicit references to sentences, paragraphs, ambiguous spans, or the entire text.

The system first performs keyword-priority matching. If a sentence contains any word from P_{sent} , it is linked to the corresponding article sentence and labeled as sentence-level. For paragraph indicators, explicit paragraph numbers are linked directly. For ambiguous terms (e.g., “beginning section”, “middle paragraphs”, “ending paragraphs”), the system estimates the corresponding paragraph range by dividing the article into equal sections based on the total number of paragraphs. For example, “beginning section” maps to the first few paragraphs, “middle paragraphs” to the central section, and “ending paragraphs” to the final few paragraphs. Global indicator words mark the comment as global-level.

If no exact matches are found in this stage, the system computes semantic similarity using Sentence-BERT embeddings to account for variants or synonyms. Both the comment and article segments are embedded, and the indices of highly similar sentences or paragraphs are added to the candidate position set. After all matching steps, if still no sentence-level, paragraph-level, or global-level positions are identified, the comment is labeled as “Undetermined”. Finally, the candidate position set is deduplicated so that each level appears only once while retaining all associated indices. The resulting set is denoted as $C_{\text{rule}}(c)$.

Original Citation Matching: For comments still labeled as “Undetermined” after indicator word matching, the system checks whether they explicitly or implicitly cite sentences from the article. Text enclosed in quotation marks is treated as an explicit candidate. If no quotes are present, the system extracts consecutive word sequences of at least five words as implicit candidates. Each candidate fragment is first compared with article sentences using keyword overlap: both the candidate and the article sentence are converted into sets of keywords, and a match is considered if the proportion of overlapping keywords exceeds a predefined threshold. If keyword overlap is insufficient, semantic similarity is computed using Sentence-BERT embeddings. When a match is identified, the corresponding article position indices are added to the candidate set $C_{\text{rule}}(c)$, replacing the previous “Undetermined” label. If no match is found, the comment remains “Undetermined”.

Entity Matching: When position indicator word matching and citation matching fail, the system uses entity-based deep matching. Named entities (person, location, organization, event, temporal) are extracted from both the comment and article sentences using an LLM (see the supplementary file ‘07 Prompts.pdf’). Entities are matched first by exact substring, then by keyword overlap, and finally by semantic similarity. Based on the distribution of matched entities, the comment is labeled as sentence-level, paragraph-level, or global-level. If no entities are matched, the comment is labeled as “Undetermined”. The matched positions are added to the candidate set $C_{\text{rule}}(c)$.

5.4.2 LLM Semantic Judgment. After rule-based processing, the system proceeds to semantic refinement. Similar to the semantic classification module, the system chooses the appropriate prompt based on whether rule-based candidates are available. This two-step design optimizes efficiency by reducing the input context length whenever possible.

Step 1: Verifying Rule-Identified Anchors. For comments where the rule-based module identifies a set of candidate positions $C_{\text{rule}}(c)$, the system provides the LLM only with the corresponding text segments, rather than the entire article. The LLM then verifies whether the comment refers to these segments. For multiple candidates, it selects the label with the highest confidence, which the system checks against a predefined threshold; if below the threshold, the comment is labeled “Undetermined.” For a single candidate, the LLM performs a Yes/No decision, marking the comment “Undetermined” if the answer is “No.” This approach reduces input length compared to full-article search, speeding up inference. The specific prompts used in our pipeline are provided in the file ‘07 Prompts.pdf’.

Step 2: Global Search for Unresolved Comments. For comments with no rule-based candidates or marked “Undetermined” in Step 1, the system performs a global search. The LLM receives the comment and full article context to infer the target level (sentence, paragraph, or global) and its indices. Relevant prompts for this global inference are provided in ‘07 Prompts.pdf’.

6 Evaluation of Comments Classification Methods

The effectiveness of the Rule + LLM approach depends on whether its computational pipeline can successfully extract key information from unstructured comments and classify them according to the predefined categories. To assess

this, we conducted a technical evaluation to quantify the performance of the core automated modules. Specifically, we provide quantitative results for two primary tasks: comment semantic classification and comment location classification.

6.1 Experimental Corpus Construction

To systematically evaluate the core Rule + LLM pipeline, we required a dataset with precise annotations. This dataset needed to satisfy two conditions: (1) each comment must be labeled with its pragmatic function; (2) each comment must be linked to its exact location in the source text. As existing publicly available datasets lack coverage for both dimensions simultaneously, we constructed a high-quality experimental corpus for this study.

First, during data collection, we crawled ten long-form articles along with their comments from news websites and social media platforms. The articles covered diverse domains, including technology, society, and history, ensuring both diversity and representativeness. For each article, we extracted the top 100 comments sorted by popularity, resulting in an initial corpus of 1,000 comments.

Second, in the annotation phase, each comment was labeled along two dimensions: semantic category and location link. For semantic category, comments were classified into one of five pragmatic functions: statement, question, exclamation, suggestion, or sarcasm. For location link, annotators identified the targeted level in the source text as sentence-level, paragraph-level, or global-level. For sentence-level and paragraph-level comments, they further specified the exact sentence or paragraph number. The entire annotation process was carried out by two graduate students with backgrounds in natural language processing.

To ensure high quality and consistency of the corpus, we conducted an initial annotator agreement check. The two annotators independently labeled the same set of 200 comments, covering 20% of the dataset, to compute inter-annotator agreement. Agreement was evaluated using Cohen’s Kappa, a statistical measure that accounts for chance agreement and ranges from 0 to 1, with higher values indicating stronger agreement. The Kappa score for semantic category labeling was 0.85, and for location link labeling it was 0.91, both indicating high consistency. For any disagreements, the annotators discussed and reached consensus, which was then formalized into a unified annotation guideline. The remaining 800 comments were annotated strictly according to this guideline.

In the end, we produced a corpus of 1,000 high-quality annotated comments. This dataset provides ground truth for subsequent technical evaluations and serves as a benchmark for comparing predictions from different automated strategies.

6.2 Evaluation of Comment Semantic Classification

The goal of the comment semantic classification module is to assign each comment a pragmatic function. To achieve this, the module adopts a hybrid design of “rule matching + LLM judgment”. Comments with high certainty are first processed through rule matching, while the remaining ambiguous or complex comments are evaluated by the LLM, which also needs to recheck the content that matches the rules.

In this section, we comprehensively evaluate the effectiveness of this hybrid strategy by comparing it with two representative baselines: a traditional method based solely on rule matching, and a method that relies entirely on an LLM for judgment. To validate the performance of this module, we conducted a systematic evaluation using the annotated corpus constructed in Section 6.1. The human-annotated labels in the corpus serve as the ground truth. The raw comments are input into the different automated strategies, and the predicted labels are compared against the ground truth to quantify performance.

6.2.1 *Experimental Setup.* We selected three automated strategies for comparison:

- **Rule Matching Only (Baseline 1):** This baseline strictly follows the rule-based screening process described in Section 5.2.1 and does not rely on LLM. It performs multi-level processing of comments using symbol matching, keyword and pattern matching, and semantic augmentation based on Sentence-BERT. This represents a strong performance level without using LLM.
- **LLM Classification (Baseline 2):** This model bypasses any rule-based preprocessing and directly performs the five-class classification task on the raw comments.
- **Rule Matching + LLM Classification:** This is our proposed method. Comments are first processed by the rule matching module, which directly classifies comments that can be handled by rules. The LLM then recheck these rule-matched results to ensure high accuracy. Remaining ambiguous or complex comments are passed to the LLM for semantic judgment, achieving a collaborative effect between rules and LLM.

To evaluate the performance of each strategy, we quantified results along two dimensions. The first dimension is accuracy. We used simple Accuracy as the primary metric. Accuracy measures the proportion of comments that are classified correctly, providing an indication of the reliability of the system outputs that users would see during reading. The second dimension is efficiency. We measured the proportion of comments for which each pipeline can output a classification (coverage rate) and the average processing time per comment. By considering both accuracy and efficiency, we obtain a comprehensive assessment of the practical performance of the Rule + LLM hybrid pipeline in the semantic classification task.

6.2.2 *Results and Analysis.* Table 3 illustrates the difficulty of semantic classification. User comments often contain implicit meaning, irony, or context-dependent cues that cannot be captured by rules, which explains the low coverage (55%) and accuracy (0.60) of the rule-only approach. LLM perform far better (accuracy = 0.89) because they can reason over nuanced semantics, yet this comes at the expense of high processing cost (0.51 seconds per comment). The hybrid method uses rules to handle clear-cut comments and the LLM for more subtle or ambiguous ones, achieving a good trade-off between accuracy (0.90) and speed (0.34 seconds per comment).

Table 3. Comparison of accuracy and efficiency for three strategies in the comment semantic classification task.

Strategy	Accuracy	Coverage Rate (%) [*]	Average Processing Time (s/comment)
Rule-Only	0.60	55	~0.03
LLM	0.89	99.2	~0.51
Rule + LLM	0.90	99.4	~0.34

^{*}Coverage rate refers to the proportion of comments for which the pipeline outputs a classification.

6.3 Evaluation of Comment Location Classification

The goal of the comment position classification module is to assign each comment to one of three levels in the source document: sentence-level, paragraph-level, or global-level. To achieve this, the module uses a hybrid design of “rule matching + LLM judgment”. First, comments containing explicit position cues (e.g., position indicator words, original text citation, or key entities) are processed through rule matching. The remaining ambiguous or complex comments are then sent to the LLM for context-based judgment. The LLM also reviews the results of the rule-matched comments

to ensure accuracy. In this section, we evaluate the effectiveness of this hybrid strategy by comparing it with two representative baselines: a purely rule-based method and an LLM-only method. To assess performance, we systematically test all methods on the annotated corpus constructed in Section 6.1. The human-annotated labels in the corpus serve as the ground truth, and predictions from each automated strategy are compared against them to quantify performance.

6.3.1 Experimental Setup. We selected three automated strategies for comparison:

- **Rule Matching Only (Baseline 1):** This baseline strictly follows the rule workflow described in Section 5.4.1 and does not use LLM. It includes position indicator word matching, original citation matching, and entity matching, representing a traditional approach without LLM assistance.
- **LLM (Baseline 2):** This method performs position classification directly on the raw comments and their context without any rule-based preprocessing, reflecting the performance upper bound of purely LLM.
- **Rule Matching + LLM:** Our proposed method. Comments are first processed by the rule matching module; those that can be resolved by rules are directly classified, and the LLM reviews these results to ensure accuracy. Remaining ambiguous or complex comments are sent to the LLM for final judgment, achieving a collaborative workflow between rules and LLM.

To evaluate the performance of each strategy, we quantified it along two dimensions. The first dimension is accuracy, measured by the exact localization accuracy. This metric requires that the predicted sentence or paragraph index exactly matches the human annotation. When a comment is linked to multiple locations, the prediction is considered correct only if all annotated locations are fully and exactly matched; partial overlaps are counted as errors. This strict definition directly reflects the system’s practical usability. The second dimension is efficiency. We measured the proportion of comments for which each pipeline could produce a classification result (coverage rate) and the average processing time per comment. By considering both accuracy and efficiency, we can comprehensively assess the real-world performance of the Rule + LLM hybrid pipeline on the position classification task.

6.3.2 Results and Analysis. The results in Table 4 highlight the structural nature of the position classification task. Most comments lack clear anchors such as quotations or positional markers, which limits the rule-only approach to 43% coverage and 0.55 accuracy. LLM, by contrast, can exploit discourse flow and contextual alignment to infer positions, raising accuracy to 0.85, but this requires 0.72 seconds per comment. The hybrid design capitalizes on rules whenever explicit anchors exist, while narrowing the LLM’s reasoning scope for the rest, which explains its higher accuracy (0.88) and faster speed (0.46 seconds per comment).

Table 4. Comparison of accuracy and efficiency for three strategies in comment position classification.

Strategy	Exact Localization Accuracy	Coverage Rate (%) [*]	Average Processing Time (s/comment)
Rule-Only	0.55	43	~0.14
LLM	0.85	97.6	~0.72
Rule + LLM	0.88	97.7	~0.46

^{*}Coverage rate refers to the proportion of comments for which the pipeline outputs a classification.

6.4 Analysis of Computational Efficiency

A key finding from our evaluation is that the Rule + LLM hybrid method runs faster than the LLM-only baseline. For location classification, the hybrid takes ~0.46s per comment, compared to ~0.72s for the baseline. This efficiency gain comes mainly from our Task Decomposition Strategy, which breaks a complex query into smaller, targeted verification steps. Their accuracies are similar (0.88 vs. 0.85), showing that speedup does not compromise performance.

Task Simplification in Location Classification. The LLM-only baseline is slow because each comment perhaps requires a complex, multi-step query: reading the full article, understanding the comment, and searching globally for the relevant sentence. Processing this long context in a single pass is computationally expensive.

In contrast, our hybrid pipeline decomposes the task. The rule-based module acts as a “Hypothesis Generator,” providing candidate sentences for 43% of comments. This turns the LLM’s task into a focused “Verification Query” (e.g., “Does this comment refer to this sentence?”) with two main benefits:

- (1) **Context Reduction:** Only the comment and candidate paragraph are provided, not the full article.
- (2) **Binary Decision:** The LLM answers a simple Yes/No question.

This approach is faster than full-context search, and for the simple cases, the time saved generally offsets the cost of rule screening and fallback steps for the remaining complex cases.

Computation Load Reduction in Semantic Classification. The baseline LLM is slow because it must select the best label from five options ([Statement, Question, Exclamation, Suggestion, Sarcasm]) in a single, open-ended task, requiring comparison of all categories and imposing high computational load.

Our hybrid pipeline replaces the single complex task with simpler, restricted queries. Rules pre-process about 55% of comments, assigning one or more candidate labels.

- **Single Label Candidates:** The LLM performs a fast binary judgment (Yes/No), reducing computational load and limiting output to a short, predictable response.
- **Multiple Label Candidates:** For comments with multiple candidates—most often 2–3—the LLM selects the most appropriate label, which is computationally cheaper than a full five-way classification.

In short, our hybrid method applies a “Divide and Conquer” strategy: rules generate candidate hypotheses, and the LLM performs smaller, focused verification steps. This reduces processing time while maintaining accuracy.

7 System Evaluation

To systematically evaluate the practical utility of CommentScope in supporting a long-text reading, we designed and conducted a formal user study. This study aimed to compare our system with a traditional reading interface that lists comments linearly at the end of the text, using both quantitative and qualitative measures. Our primary goal was to assess the system’s performance in enhancing reading efficiency, deepening information comprehension, and improving subjective user satisfaction.

7.1 Use Case Analysis

To demonstrate CommentScope in a realistic scenario, we follow Alex reading a trending article titled “*I am right to die!*” *People’s Daily* criticizes: *If no rectification is carried out, social morality will regress 50 years.*

Before reading the article, Alex examined the global-level comment sidebar on the left (Fig. 2B). The panel showed comments referring to the article as a whole, such as “Society is losing its trust.” This gave him an initial impression that public sentiment was skeptical and concerned about declining morality.

As he read the main article content (Fig. 2C), Alex noticed key terms like “confirmed” and “court” highlighted, forming a keyword map. When he reached the controversial sentence “In the Peng Yu case, it was finally confirmed...” he saw that the system had added a blue underline and an orange marker to indicate a concentrated comment area. A highly upvoted comment was embedded at the sentence end, stating “Peng Yu did not admit to hitting the old lady.” A small pie chart showed that nearly half of the comments expressed doubt. By clicking the sentence, a right-hand sidebar (Fig. 2D) appeared, displaying only comments anchored to it. This allowed Alex to quickly understand the controversy without scrolling through all comments.

Later, he noticed that low-value comments cluttered the view. Alex adjusted the top control panel (Fig. 2A) to require at least 50 upvotes and 5 replies. The interface updated immediately. Low-quality comments disappeared, markers decreased, and pie charts reflected only high-quality opinions. Semantic labels and color coding helped him scan efficiently. Red “Question” tags indicated factual disputes. Orange “Sarcasm” tags showed sentiment. Purple “Suggestion” tags highlighted constructive ideas. He also filtered to show only suggestions. This revealed solutions such as “False accusation should be punished.”

Finally, Alex turned off all enhancements in the control panel to return to pure reading. He moved smoothly from a global overview to controversy detection, focused exploration, filtering, thematic analysis, and immersive reading. CommentScope transformed scattered comments into a coherent and user-driven reading experience.

7.2 User Study

Building on the introduction of CommentScope, our study focuses on two core research questions:

- **E1 (System Evaluation):** Compared to the traditional interface where comments are listed at the end, does the full-featured CommentScope improve reading efficiency, depth of information understanding, and subjective user experience?
- **E2 (Design Comparison):** When other enhancements are removed, how do different embedding methods (Click-to-Show, Sentence-End Embedding, and Between-Line Embedding) affect comment discovery efficiency, reading fluency, and overall preference?

To address the above questions, we conducted a within-subjects experiment with five independent conditions. For **E1**, we compared the baseline condition (BL) with the full CommentScope condition (CS_Full). The baseline condition simulated common platform interfaces, where all comments were linearly listed at the end. CS_Full integrated all enhanced features, including sentence-end embedding, sidebars, keyword highlighting, ratio charts, and filtering controls, to assess the system’s overall value.

For **E2**, we designed four conditions without advanced features to isolate and evaluate the effect of comment embedding alone. These included the baseline condition (BL) and three CommentScope variants. The Click-to-Show condition (CS) allowed users to click a sentence to open a dynamic sidebar showing related comments, emphasizing active exploration. The Sentence-End Embedding condition (SE) displayed the top-liked comment inline at the end of a sentence, with the sentence itself clickable to open the sidebar for more comments. The Between-Line Embedding condition (BE) inserted the top-liked comment as a separate line between the target sentence and the next one, ensuring visibility while keeping visual separation. Similar to SE, the associated sentence could also trigger the sidebar view of the complete set.

To capture both system utility and user perception, we designed a set of reading tasks and applied multiple evaluation measures. We evaluated utility using two metrics applied across all tasks, with interpretations tailored to each phase:

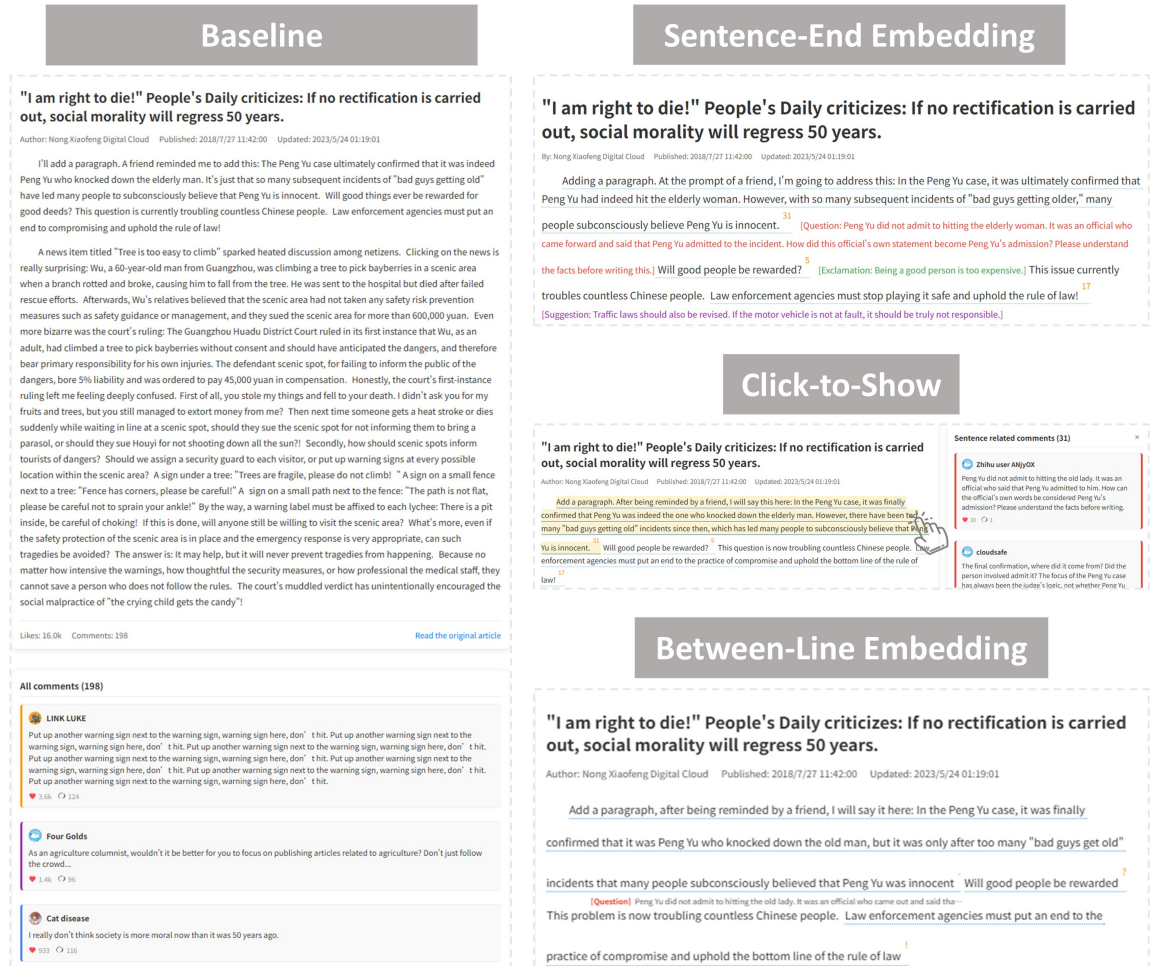


Fig. 5. Four comment embedding interface designs: Baseline (BL), Click-to-Show (CS), Sentence-End Embedding (SE), and Between-Line Embedding (BE).

- **Task Completion Time:** Time from task start to submission, reflecting overall efficiency in reading, navigating, and locating information.
- **Task Accuracy:** Proportion of correct answers, reflecting effectiveness. Its meaning varies by phase:
 - **Design Comparison (E2: BL, CS, SE, BE):** Accuracy indicates how well participants located target comments and understood article content.
 - **System Evaluation (E1: BL, CS_Full):** Accuracy reflects success in comprehending the article, interpreting comments, and synthesizing public opinions or controversies.

Reporting standardized percentages (0–100%) allows comparison across tasks with different reading demands.

For user perception, we combined NASA-TLX with qualitative feedback. NASA-TLX measured cognitive load, and after the experiment, we conducted semi-structured interviews to gather feedback on reading strategies and design

Manuscript submitted to ACM

preferences. Meanwhile, we also logged interactions such as scrolling, clicking, and dwell time to better understand user behavior patterns.

7.3 Materials

We selected five different long-form articles from Zhihu. To ensure consistency across all experimental conditions, we generated five interface versions for each article, corresponding to BL, CS, SE, BE, and CS_Full. In the actual study, however, each participant read only one version of a given article under a specific condition.

7.4 Participants

We recruited 12 participants through a campus social platform (age 20–29, $M = 23.4$, $SD = 2.6$; 6 female, 6 male). All participants held at least a bachelor's degree (9 undergraduates, 3 master's students), with backgrounds in fields such as electronic information engineering and computer science. Since the study materials were Chinese articles, we required all participants to have native or near-native proficiency in Chinese reading.

7.5 Apparatus

Among the 12 participants, 3 joined remotely using their own computers, while the other 9 completed the study on-site in the lab. Remote participants operated the researcher's computer via Tencent Meeting's remote control function, whereas on-site participants used the researcher's computer directly.

We implemented a web-based experimental interface, where participants completed both reading and task responses within the same environment. With consent, we logged their interactions in the backend (e.g., answering, clicking, reading time) and recorded their screen and audio to capture actions and feedback.

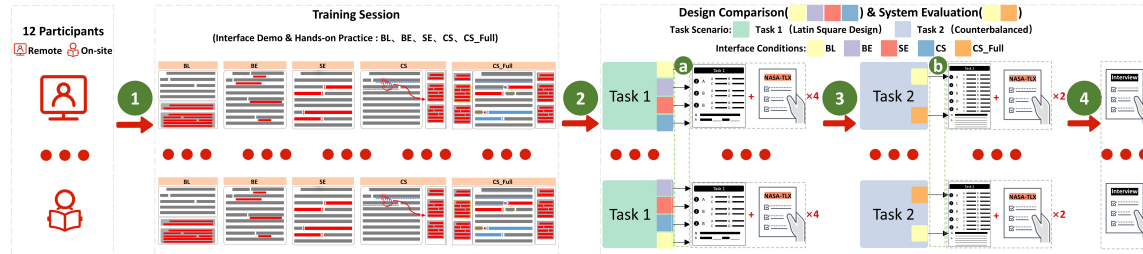


Fig. 6. Experimental workflow. The study followed a within-subjects design with 12 participants, proceeding through the steps marked by red arrows (1)–(4). **(1) Training:** Participants first practiced with all five interface conditions. **(2) Formal Study Entry:** Participants began the Design Comparison phase. For Task 1, they completed the tasks and survey in (a), consisting of 3 multiple-choice questions, a locating exercise, and the NASA-TLX (Latin Square). **(3) Phase Transition:** Participants moved to the System Evaluation phase. For Task 2, they completed the tasks and survey in (b), consisting of 5 multiple-choice questions, a summarization task, and the NASA-TLX (counterbalanced). **(4) Conclusion:** The session ended with a semi-structured interview.

7.6 Procedure and Tasks

The overall experimental procedure is illustrated in Fig. 6.

7.6.1 Introduction and Familiarization. Before the formal study, we conducted a 15-minute training session to help participants become familiar with all interaction modes and interfaces used in the experiment. We then demonstrated all

five interface conditions (see Fig. 5). Finally, participants were allowed to freely explore these features using a synthetic article unrelated to the study, ensuring they could operate all functions without difficulty.

7.6.2 Core Tasks Design. To address our research questions, we designed two task sets based on natural reading behavior: readers typically aim to (1) quickly grasp key facts and opinions (Efficiency) and (2) understand deeper controversies and public sentiment (Depth). All participants completed both sets, which were standardized across articles to reflect general reading goals. Relevant task materials are provided in the supplementary materials file ‘05 Questionnaire’. Below, we outline each task’s procedure and rationale, using the article “*I die, I am right!*” (the “Peng Yu Case”) as an example.

Task 1: Basic Reading & Information Finding (E2 Design Comparison). Each participant read four different articles under four interfaces (BL, CS, SE, BE), counterbalanced via a Latin Square, and completed two tasks assessing **usability** (reading without distraction) and **efficiency** (finding relevant comments).

1. Multiple-Choice Questions (3 items). Three single-choice questions tested whether participants could extract key information from the article and comments:

- **Article-Only:** Checks if embedded comments distract from reading. Example: “Why does the author cite the case of picking bayberries?”
- **Comment-Linked:** Requires finding a comment responding to a specific detail. Example: “What legal solution was proposed regarding false injury claims?”

2. Specific Comment Locating. This fill-in-the-blank task measures navigation efficiency. Participants used a semantic description to locate a specific comment and record its like and reply counts.

- Example: “Find a comment mocking the ‘warning signs’ phenomenon (e.g., ‘Put up a sign saying There is gravity here.’).” Record its like and reply counts.

Task 2: Understanding Article and Comments (E1 System Evaluation) Each participant read two full-length articles, one under Baseline (BL) and one under CommentScope (CS_Full), with counterbalanced assignment and order. This phase focused on deeper comprehension, integrating information from both the article and comments. Participants completed five guided questions and one summarization task.

1. Questions Using Article and Comments (5 items). Participants combined article and comment information to understand the story and public reactions.

- Judge the main points of the article considering the comments. Example: “Which description best reflects the situation in the Peng Yu Case?” Answer requires recognizing ongoing public debate despite the article presenting the case as settled.
- Interpret discussion details such as metaphors or sarcasm. Example: “In the article, what does the metaphor ‘the crying child gets the candy’ refer to?”

2. Summarizing Main Ideas and Opinions. Participants completed a short written task designed to assess whether they could create a structured overview of both the article and the main viewpoints expressed in the comments. This mirrors real-world situations where readers want to quickly understand the overall discussion.

- **Task:** Participants wrote a brief summary (100–200 words) in their own words, covering the article’s main points and the main types of responses in the comment section (suggestion, objection, sarcasm).

- **Example Instruction:** “Please summarize the key points of the article and the main discussions in the comment section regarding the same issue. Include at least one suggestion, one objection, and one sarcastic comment. If you cannot find a certain type, leave it blank.” Your answer: [participant fills in]

Researchers did not intervene during the task, except in cases of technical issues.

7.6.3 Subjective Evaluation and Interaction Logging. After completing the tasks under each condition, participants immediately filled out NASA-TLX to assess perceived workload. At the same time, the system backend automatically recorded detailed interaction logs, such as reading duration, scrolling behavior, click actions, and dwell time on specific comments, enabling further behavioral analysis. The experiment imposed no time limits, allowing participants to proceed at their own pace.

7.6.4 Interview and Debriefing. After completing all tasks under the five conditions, we conducted a semi-structured interview with each participant for about 10 minutes. The goal was to gather their overall impressions and preferences regarding different reading experiences. The questions covered not only their evaluation of the full-featured CommentScope versus the traditional baseline, but also their experiences with the three basic embedding methods (CS, SE, BE), focusing on perceived differences, strengths and weaknesses, and the reasons behind them. The interview results served as important qualitative data, providing context and interpretation for the quantitative findings.

7.7 Results

7.7.1 Utility: Time. We analyzed task completion time to evaluate efficiency across the experimental phases. For the System Evaluation (E1), a paired t-test revealed significant differences ($t(11) = 8.42, p < .001$). As shown in Figure 7(b), CS_Full ($M = 310.8s, SD = 35.2s$) was significantly faster than the Baseline ($M = 501.9s, SD = 26.8s$). To better understand this difference, we examined both interaction patterns (Fig. 8) and task accuracy. Baseline users performed many repetitive scrolls ($M = 24.5$) without higher accuracy ($Mdn = 0.55$), showing time was spent searching rather than processing. CS_Full reduced navigation demands, enabling higher accuracy in less time.

Regarding the **Design Comparison (E2)**, as shown in Figure 7(a), completion times among the four basic conditions did not differ significantly ($F(3, 33) = 1.15, p > .05$). CS ($M = 412.2s$) was slightly faster than BL ($M = 418.5s$), while SE ($M = 429.4s$) and BE ($M = 437.7s$) were slightly slower, likely due to added visual elements.

These results indicate that embedding style alone has little effect on completion time. Notably, users completed the more complex Task 2 with CS_Full (310s) faster than Task 1 under any basic condition ($>412s$), highlighting that comprehensive functional integration, including semantic-category filtering, improves efficiency under high cognitive load.

7.7.2 Utility: Accuracy. We examined task accuracy to evaluate how well each interface supported users in completing the required reading tasks. For the System Evaluation phase (E1), a Wilcoxon Signed-Rank Test showed a significant difference between the two conditions ($Z = -3.06, p < .01$). As shown in Figure 7b, CS_Full achieved a substantially higher median accuracy (0.93) than the Baseline (0.55), indicating that the full-featured interface better supported deep comprehension. This improvement likely arises because embedding critical comments next to the relevant sentences reduces the need to revisit distant parts of the text, helping users more effectively connect claims with counterarguments.

In the Design Comparison phase (E2), a Friedman test also revealed significant differences among the four interface variants ($\chi^2(3) = 12.5, p < .01$). Figure 7a shows that all three embedding-based designs (CS, SE, BE) outperformed the Baseline ($Mdn = 0.60$), suggesting that spatially anchoring comments helps users locate and verify information more

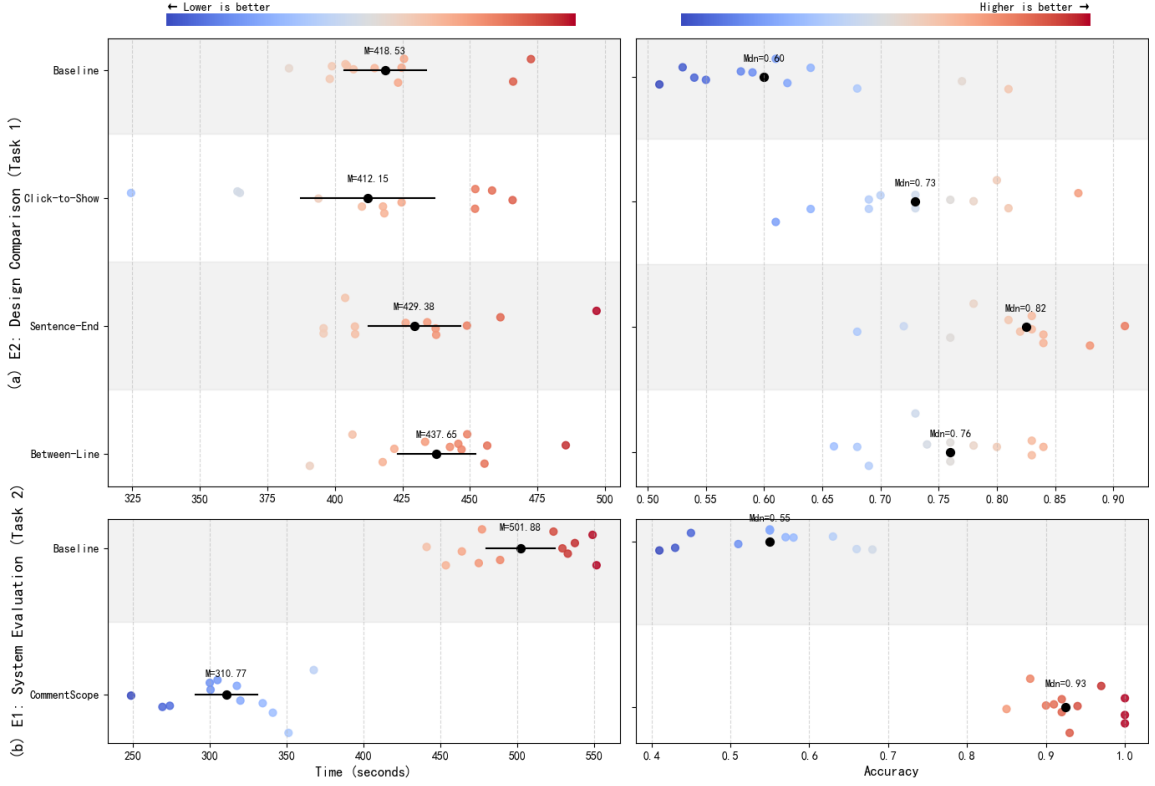


Fig. 7. Comparison of user performance metrics split by experimental phase. The left column shows task completion time (lower is better), visualized with Mean (M) values and 95% confidence intervals. The right column shows task accuracy (higher is better), visualized with Median (Mdn) values. Each colored dot represents an individual participant's record. **(a) Design Comparison (E2):** Performance metrics for the four interface conditions (BL, CS, SE, BE) in Task 1, which evaluates comment-finding efficiency. **(b) System Evaluation (E1):** Performance metrics for the Baseline and full-featured CommentScope conditions in Task 2, which evaluates comprehensive reading and integration.

reliably. Among the variants, the Sentence-End (SE) design yielded the highest accuracy ($Mdn = 0.82$), significantly outperforming Click-to-Show ($Mdn = 0.73$, $p < .05$). This difference may be due to the fact that in SE, comments are directly visible alongside the text, allowing users to scan content more naturally, whereas in CS, the hidden nature of comments may require users to actively decide which markers to click, increasing the chance of skipping or missing relevant details.

7.7.3 Utility: Interaction Logs. To examine how interface design shaped user behavior, we analyzed detailed interaction logs collected during the study. Figure 8 presents the average counts of repetitive scrolling and exploratory clicks across different interface conditions. Under BL, users performed most of the interaction through repetitive scrolling (blue bar, $M = 24.5$) with almost no exploratory clicks (orange bar, $M = 0.5$), confirming that traditional interfaces force users into inefficient navigation.

With the introduction of CS_Full's context-anchoring features, user behavior shifted noticeably. Moving from BL to CS_Full, the number of unnecessary scrolls decreased substantially, while exploratory clicks increased in a controlled

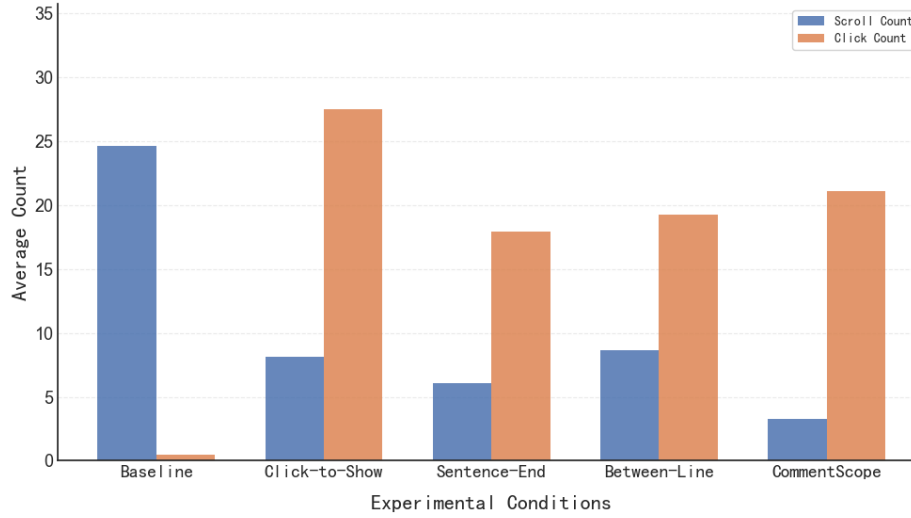


Fig. 8. Mean repetitive scroll counts (blue bars) and click counts (orange bars) across the five experimental conditions. Note that the Baseline data corresponds to Task 2 (System Evaluation), highlighting the high navigation cost of linear comment layouts under more complex tasks.

manner. The peak in clicks occurred under CS ($M = 27.6$), rather than CS_Full ($M = 21.2$). Comparing interaction patterns with completion times (Fig. 7) shows that basic variants (CS, SE, BE) shifted effort from scrolling to clicking without reducing duration, as users still scanned sentences individually. In contrast, semantic filtering and visual cues in CS_Full guided attention more efficiently, explaining its lower completion time despite a similar number of interactions.

Overall, CS_Full nearly eliminated excessive scrolling while maintaining a moderate level of exploratory clicks, demonstrating that CS effectively optimizes the trade-off between physical navigation and cognitive exploration in information foraging.

7.7.4 Perceived Workload. To examine users' subjective experience, we analyzed scores across the six NASA-TLX subscales. Friedman tests revealed significant differences in overall workload among the five experimental conditions ($\chi^2(4) = 25.8, p < .001$). Our analysis focuses on two levels: the overall value of the system (E1) and the trade-offs among the different baseline designs (E2).

To address E1, we compared CS_Full with BL. As shown in Figure 9, CS_Full demonstrated significant advantages across all dimensions closely related to cognitive processes. Wilcoxon Signed-Rank tests indicated that CS_Full significantly reduced participants' Mental Demand ($M = 8.98$ vs. $M = 15.26, p < .01$), Effort ($M = 8.30$ vs. $M = 14.02, p < .01$), and Frustration ($M = 7.71$ vs. $M = 13.25, p < .01$).

To address E2, we compared the four basic conditions (BL, CS, SE, BE). The results showed that all three CS basic conditions (CS, SE, BE) had significantly lower Mental Demand and Effort than BL ($p < .05$). Among these basic versions, SE had the lowest Frustration score ($M = 8.01$), which was significantly lower than BE ($M = 10.64, p < .05$). This aligns with qualitative feedback, where users reported BE as more distracting.

Across the five conditions, scores for Physical Demand and Temporal Demand did not differ significantly. This is consistent with the nature of the tasks, which required neither substantial physical effort nor strict time constraints.

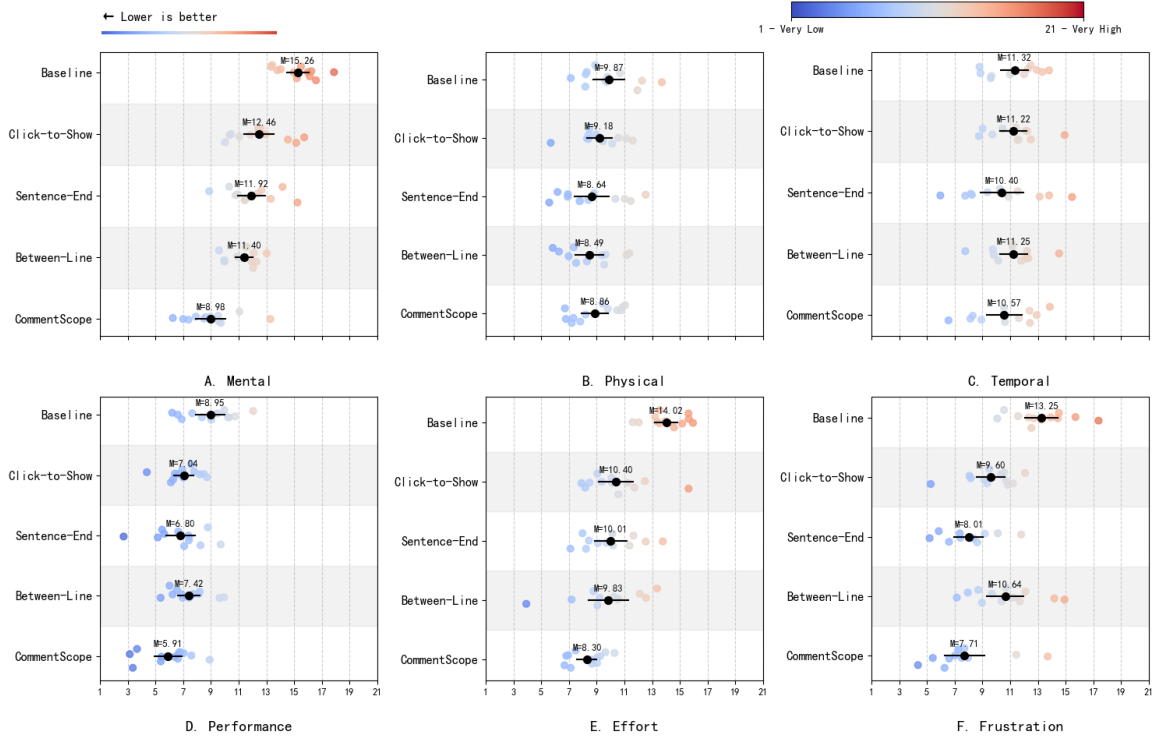


Fig. 9. Comparison of NASA-TLX sub-dimension workload across five conditions. Each dot represents one participant’s record under a given condition. Black dots and black lines indicate the mean and 95% confidence intervals, respectively.

These results indicate that CS’s true value lies in enabling users to complete complex tasks with reduced cognitive load, rather than simply minimizing physical actions or speeding up task completion.

7.7.5 Perception: User Preference and Qualitative Feedback. Thematic analysis of post-study interviews revealed that CommentScope changed how participants acquired and processed information. Beyond general satisfaction, three core themes emerged: active exploration, contextual sensemaking, and trust calibration.

From Linear Search to Active Exploration. Participants appreciated shifting from passive, linear reading to active exploration. Traditional interfaces list comments sequentially, while CommentScope presents a structured “information map” with three visual cues: a global sidebar summarizing overall comments, high-frequency keyword highlights marking discussion hotspots, and inline pie charts showing semantic distributions (e.g., sarcasm, questions). This helps users grasp controversy and content distribution before examining details. P8 described this shift vividly:

“With the traditional interface, I was just ‘searching’ for comments. But with CS_Full, I feel like I am ‘exploring’ an information network. The high-frequency words show me the hotspots, the pie chart shows the distribution, and the filter bars let me define my own view. This is a completely new, more proactive reading experience.” – P8

Trust Calibration and Information Filtering. CommentScope helped users assess comment credibility through Semantic Categorization Labels (e.g., “Sarcasm”, “Suggestion”) and Quantitative Filtering to hide low-vote or low-reply comments. These features increased confidence in the remaining comments. For example, P5 said:

“The filters act like a gatekeeper. When I see a red ‘Question’ tag, I become more critical and trust the high-quality discussion while ignoring noise.” – P5

Contextual Sensemaking and Cognitive Connection. Connecting opinions to specific arguments is challenging in long texts. Participants praised the SE layout, which places relevant comments next to the text like academic citations, turning them into immediate context. P11 noted how this aided smooth sensemaking:

“This feels the most natural, like reading an article where the author carefully cites others’ opinions. I can see the most valuable feedback without any extra effort. It’s very smooth.” – P11

Placing comments near the text helps readers connect them with the author’s ideas without recalling the sentence. Among the embedding methods, CS was immersive and minimal, BE made comments highly visible but disrupted flow, and SE offered the best balance, keeping the text clear while presenting useful opinions like natural annotations.

System limitations regarding user feedback. Several participants expressed interest in directly adding their own comments to the text, such as providing immediate feedback or replying to others’ comments. For example, P4 noted:

“I wish I could just reply here or leave a quick note, instead of only being able to read what others have said.” – P4

However, CS_Full’s current design does not support this functionality. . This suggests that future systems should evolve from exploration tools to collaborative annotation platforms, letting users view and actively build the “network” of opinions.

8 Discussion and Future Work

We designed and implemented CommentScope, an embedded reading support system that integrates comments with long-form text. Our evaluation shows that it improves reading efficiency, deepens comprehension, and enhances users’ subjective experience. A key finding is that CommentScope shifts readers from linear, passive comment searching to active exploration, reallocating effort from scrolling to targeted interactions. Comparing embedding methods revealed a trade-off between fluency and comment discovery, with Sentence-End Embedding (SE) offering the best balance. The largest gains, however, came from the fully featured system (CS_Full), underscoring the importance of functional integration beyond interface layout alone.

Despite these positive outcomes, several limitations remain. First, our participants were mostly young, tech-savvy adults, which may limit generalizability: the dense interface could impose higher cognitive load on older or less experienced users, and its strong reliance on color cues may reduce accessibility for readers with color vision deficiencies. Our study focused on analytical reading of long texts on desktop displays, but real-world use varies: CommentScope may offer less benefit for short or mobile reading, and under time pressure or skimming, its additional visual cues could become distracting rather than helpful. In future work, we plan to recruit a more diverse participant pool, assess cognitive load across users, and test mobile-adaptive, accessibility-friendly designs (e.g., color-blind-safe palettes).

Second, CommentScope currently anchors and analyzes comments only with respect to textual content, without supporting visual elements such as images, figures, or videos, which are common in online articles and can significantly

influence readers’ understanding. Embedding and highlighting comments in CommentScope may also amplify visibility biases, making early or popular comments more prominent while less visible ones become harder to find. In future work, we plan to add multimodal support and improve visibility of less prominent comments by using visual cues such as color or icons.

Third, the experimental materials covered only a limited set of five articles with specific topics, leaving the system’s performance on other types of long-form texts (e.g., news reports, academic papers) and across different community platforms untested. The system focuses on the Chinese environment. In particular, the “Rule + LLM” hybrid pipeline relies on Chinese-specific linguistic features, including symbols, punctuation, and pragmatic keyword sets, making adaptation to other languages non-trivial. CommentScope is currently “read-only.” Users cannot upvote, reply, or link ideas across paragraphs, limiting engagement and sense of agency. Future work should expand testing to diverse content types and platforms, adapt the pipeline to other languages, and enhance user interaction by enabling upvoting, replies, and cross-paragraph linking.

Finally, participants expressed strong interest in using CommentScope within their existing workflows. While the current work demonstrates its potential, substantial engineering effort is required for real-world deployment. Potential applications include browser plugins for document readers or collaborative tools for classrooms.

9 Conclusion

In this work, we presented CommentScope, an LLM-based automated system that embeds comments within a long-form text to enhance user reading experience. The design is inspired by the Chinese tradition of marginalia and employs a modular “Rule + LLM” hybrid pipeline, which guides the model with semantic knowledge to transform otherwise unstructured comments into contextually meaningful, structured information. Both technical evaluation and user studies demonstrate that CommentScope generates high-quality comment embeddings, effectively improves reading efficiency, and substantially reduces cognitive load when processing long texts and complex discussions. Finally, we discuss the limitations of our approach and outline directions for future work. We believe that CommentScope makes a timely contribution and offers a foundation for further research on leveraging automated methods, especially LLMs, to enrich the social reading experience of long-form content.

References

- [1] Tal August, Lucy Lu Wang, Jonathan Bragg, Marti A. Hearst, Andrew Head, and Kyle Lo. 2023. Paper Plain: Making Medical Research Papers Approachable to Healthcare Consumers with Natural Language Processing. *ACM Transactions on Computer-Human Interaction* 30, 5 (2023), 74:1–74:38. doi:10.1145/3589955
- [2] J.L. Austin. 1975. *How To Do Things With Words: The William James Lectures delivered at Harvard University in 1955*. doi:10.1093/acprof:oso/9780198245537.001.0001
- [3] Fabian Beck and Daniel Weiskopf. 2017. Word-Sized Graphics for Scientific Texts. *IEEE Trans. Vis. Comput. Graph.* 23, 6 (2017), 1576–1587. doi:10.1109/TVCG.2017.2674958
- [4] Virginia Braun and Victoria Clarke. 2006. Using Thematic Analysis in Psychology. *Qualitative Research in Psychology* 3, 2 (2006), 77–101. doi:10.1191/1478088706qp0630a
- [5] Chris Bryan, Kwan-Liu Ma, and Jonathan Woodring. 2017. Temporal Summary Images: An Approach to Narrative Visualization via Interactive Annotation Generation and Placement. *IEEE Trans. Vis. Comput. Graph.* 23, 1 (2017), 511–520. doi:10.1109/TVCG.2016.2598876
- [6] Andrea Bunt, Patrick M. J. Dubois, Ben Lafreniere, Michael A. Terry, and David T. Cormack. 2014. TaggedComments: Promoting and Integrating User Comments in Online Application Tutorials. In *CHI Conference on Human Factors in Computing Systems, CHI’14, Toronto, ON, Canada - April 26 - May 01, 2014*. 4037–4046. doi:10.1145/2556288.2557118
- [7] Shuai Chen, Sihang Li, Yanda Li, Junlin Zhu, Juanjuan Long, Siming Chen, Jiawan Zhang, and Xiaoru Yuan. 2022. DanmuVis: Visualizing Danmu Content Dynamics and Associated Viewer Behaviors in Online Videos. *Computer Graphics Forum* 41, 3 (2022), 429–440. doi:10.1111/CGF.14552

- [8] Yue Chen, Qin Gao, Quan Yuan, and Yuanli Tang. 2019. Facilitating Students' Interaction in MOOCs through Timeline-Anchored Discussion. *International Journal of Human-Computer Interaction* 35, 19 (2019), 1781–1799. doi:10.1080/10447318.2019.1574056
- [9] Miriam Lizbeth Contreras-Arguello, Mario Andrés Paredes-Valverde, Aurelio Miguel Trinidad Vásquez, and María del Pilar Salas-Zárate. 2024. Automatic Generation of Summaries and Questions to Support the Reading Comprehension Process. In *Proceedings of 10th International Conference on Technologies and Innovation Guayaquil (Communications in Computer and Information Science, Vol. 2276)*. 81–92. doi:10.1007/978-3-031-75702-0_7
- [10] Diogo Delgado, João Magalhães, and Nuno Correia. 2010. Assisted News Reading with Automated Illustration. In *Proceedings of the 18th International Conference on Multimedia*. 1647–1650. doi:10.1145/1873951.1874311
- [11] Sean E. Ellis and Dennis P. Groth. 2004. A Collaborative Annotation System for Data Visualization. In *Proceedings of the working conference on Advanced visual interfaces*. 411–414. doi:10.1145/989863.989938
- [12] Faizah and Bor-Shen Lin. 2023. Visualizing Change and Correlation of Topics With LDA and Agglomerative Clustering on COVID-19 Vaccine Tweets. *IEEE Access* 11 (2023), 51647–51656. doi:10.1109/ACCESS.2023.3278979
- [13] Siamak Faridani, Ephrat Bitton, Kimiko Ryokai, and Kenneth Y. Goldberg. 2010. Opinion Space: A Scalable Tool for Browsing Online Comments. In *Proceedings of the 28th International Conference on Human Factors in Computing Systems, CHI 2010, Atlanta, Georgia, USA, April 10-15, 2010*. ACM, 1175–1184. doi:10.1145/1753326.1753502
- [14] Raymond Fok, Andrew Head, Jonathan Bragg, Kyle Lo, Marti A. Hearst, and Daniel S. Weld. 2022. Scim: Intelligent Faceted Highlights for Interactive, Multi-Pass Skimming of Scientific Papers. *CoRR abs/2205.04561* (2022). arXiv:2205.04561 doi:10.48550/ARXIV.2205.04561
- [15] Dehong Gao, Wenjie Cai, Renxian Zhang, and Ouyang You. 2014. Sequential Summarization: A Full View of Twitter Trending Topics. *IEEE ACM Trans. Audio Speech Lang. Process.* 22, 2 (2014), 293–302. doi:10.1109/TASL.2013.2282191
- [16] Yingjie Han, Yingjie Yan, Lingling Mu, Kunli Zhang, and Hongying Zan. 2020. ARSCC: An Assisted Reading System for Contemporary Chinese Based on Multi-aspect Analysis. In *Proceedings of 21st Workshop on Chinese Lexical Semantics*, Vol. 12278. 631–639. doi:10.1007/978-3-030-81197-6_53
- [17] Eelco Herder, Daniel Roßner, and Claus Atzenbeck. 2020. Reflecting on Social Media Behavior by Structuring and Exploring Posts and Comments. *Journal of Interactive Media* 19, 3 (2020), 239–250. doi:10.1515/ICOM-2020-0019
- [18] Lei Hou, Juanzi Li, Xiaoli Li, Jie Tang, and Xiaofei Guo. 2017. Learning to Align Comments to News Topics. *ACM Transactions on Information Systems* 36, 1 (2017), 9:1–9:31. doi:10.1145/3072591
- [19] Clayton J. Hutto and Eric Gilbert. 2014. VADER: A Parsimonious Rule-Based Model for Sentiment Analysis of Social Media Text. In *Proceedings of the Eighth International Conference on Weblogs and Social Media*. doi:10.1609/icwsm.v8i1.14550
- [20] Qi Jiang, Guodao Sun, Tong Li, Jingwei Tang, Wang Xia, Yunchao Wang, Li Jiang, and Ronghua Liang. 2025. AutoMA: Automated Generation of Multi-level Annotations for Time Series Visualization. In *Proceedings of 18th IEEE Pacific Visualization Conference*. 80–90. doi:10.1109/PACIFICVIS64226.2025.00014
- [21] Tobias Kauer, Derya Akbaba, Marian Dörk, and Benjamin Bach. 2025. Discursive Patinas: Anchoring Discussions in Data Visualizations. *IEEE Trans. Vis. Comput. Graph.* 31, 1 (2025), 1246–1256. doi:10.1109/TVCG.2024.3456334
- [22] Juho Kim, Eun-Young Ko, Jonghyuk Jung, Chang Won Lee, Nam Wook Kim, and Jihee Kim. 2015. Factful: Engaging Taxpayers in the Public Discussion of a Government Budget. In *Proceedings of the 33rd Annual ACM Conference on Human Factors in Computing Systems*. 2843–2852. doi:10.1145/2702123.2702352
- [23] Tae Soo Kim, Matt Latzke, Jonathan Bragg, Amy X. Zhang, and Joseph Chee Chang. 2023. Papeos: Augmenting Research Papers with Talk Videos. In *Proceedings of the 36th Annual ACM Symposium on User Interface Software and Technology*. 15:1–15:19. doi:10.1145/3586183.3606770
- [24] Nicholas Kong and Maneesh Agrawala. 2012. Graphical Overlays: Using Layered Elements to Aid Chart Reading. *IEEE Trans. Vis. Comput. Graph.* 18, 12 (2012), 2631–2638. doi:10.1109/TVCG.2012.229
- [25] Kostiantyn Kucher, Carita Paradis, and Andreas Kerren. 2018. The State of the Art in Sentiment Visualization. *Computer Graphics Forum* 37, 1 (2018), 71–96. doi:10.1111/CGF.13217
- [26] Kostiantyn Kucher, Teri Schamp-Bjerede, Andreas Kerren, Carita Paradis, and Magnus Sahlgren. 2016. Visual Analysis of Online Social Media to Open Up the Investigation of Stance Phenomena. *Information Visualization* 15, 2 (2016), 93–116. doi:10.1177/1473871615575079
- [27] Chufan Lai, Zhixian Lin, Ruikun Jiang, Yun Han, Can Liu, and Xiaoru Yuan. 2020. Automatic Annotation Synchronizing with Textual Description for Visualization. In *Proceedings of CHI Conference on Human Factors in Computing Systems*. 1–13. doi:10.1145/3313831.3376443
- [28] Laurence W. Lannom. 2002. Scrolling Forward: Making Sense of Documents in the Digital Age. *D-Lib Magazine* 8, 5 (2002). doi:10.1045/MAY2002-BOOKREVIEW
- [29] Jianzhe Lin, Tianze Yu, and Z. Jane Wang. 2022. Rethinking Crowdsourcing Annotation: Partial Annotation With Salient Labels for Multilabel Aerial Image Classification. *IEEE Transactions on Geoscience and Remote Sensing* 60 (2022), 1–12. doi:10.1109/TGRS.2022.3191735
- [30] Feng Liu, Xiaodi Huang, Weidong Huang, and Sophia Xiaoxia Duan. 2020. Performance Evaluation of Keyword Extraction Methods and Visualization for Student Online Comments. *Symmetry* 12, 11 (2020), 1923. doi:10.3390/SYM12111923
- [31] Michael Xieyang Liu, Tongshuang Wu, Tianying Chen, Franklin Mingzhe Li, Aniket Kittur, and Brad A. Myers. 2024. Selenite: Scaffolding Online Sensemaking with Comprehensive Overviews Elicited from Large Language Models. In *Proceedings of the CHI Conference on Human Factors in Computing Systems*. 837:1–837:26. doi:10.1145/3613904.3642149
- [32] Wenjin Liu, Shudong Zhang, Haoming Liu, and Jingyu Zou. 2025. A Multimodal Automatic Generation and Annotation Framework for Prohibited and Restricted Goods in Online Transactions. *Engineering Applications of Artificial Intelligence* 154 (2025), 111000. doi:10.1016/J.ENGAPPAL.2025.111000

- [33] Tinghuai Ma, Huan Rong, Yongsheng Hao, Jie Cao, Yuan Tian, and Mznah Al-Rodhaan. 2022. A Novel Sentiment Polarity Detection Framework for Chinese. *IEEE Transactions on Affective Computing* 13, 1 (2022), 60–74. doi:10.1109/TAFFC.2019.2932061
- [34] Xiaojuan Ma and Nan Cao. 2017. Video-based Evanescent, Anonymous, Asynchronous Social Interaction: Motivation and Adaption to Medium. In *Proceedings of the 2017 ACM Conference on Computer Supported Cooperative Work and Social Computing*. 770–782. doi:10.1145/2998181.2998256
- [35] Hongkai Mao. 2023. Negative Sentiment Shift on a Chinese Movie-Rating Website. *Journal of Social Computing* 4, 2 (2023), 168–180. doi:10.23919/JSC.2023.0014
- [36] Damien Masson, Sylvain Malacria, Géry Casiez, and Daniel Vogel. 2023. Charagraph: Interactive Generation of Charts for Realtime Annotation of Data-Rich Paragraphs. In *Proceedings of the 2023 CHI Conference on Human Factors in Computing Systems*. 146:1–146:18. doi:10.1145/3544548.3581091
- [37] Jeremiah Milbauer, Ziqi Ding, Zhijin Wu, and Tongshuang Wu. 2023. NewsSense: Reference-free Verification via Cross-document Comparison. In *Proceedings of the 2023 Conference on Empirical Methods in Natural Language Processing*. 422–430. doi:10.18653/V1/2023.EMNLP-DEMO.39
- [38] Laura Moreno, Gabriele Bavota, Massimiliano Di Penta, Rocco Oliveto, Andrian Marcus, and Gerardo Canfora. 2017. ARENA: An Approach for the Automated Generation of Release Notes. *IEEE Transactions on Software Engineering* 43, 2 (2017), 106–127. doi:10.1109/TSE.2016.2591536
- [39] Ankan Mullick, Sayan Ghosh, Ritam Dutt, Avijit Ghosh, and Abhijnan Chakraborty. 2019. Public Sphere 2.0: Targeted Commenting in Online News Media. In *Proceedings of 41st European Conference on IR Research (Lecture Notes in Computer Science, Vol. 11438)*. 180–187. doi:10.1007/978-3-030-15719-7_23
- [40] Fayika Farhat Nova, Aniruddha Sunil Shinde, Rachel Pfafman, Annalise Harrison, Caralyn Logan Delaney, and Jessica Pater. 2025. Sentiment Analysis of #Meanspo Tweets: Humans vs. Automatic Classifications. *Proceedings of the ACM on Human-Computer Interaction* 9, 1 (2025), 1–26. doi:10.1145/3701207
- [41] Bo Pang and Lillian Lee. 2008. Opinion Mining and Sentiment Analysis. *Foundations and Trends in Information Retrieval* 2, 1–2 (2008), 1–135. doi:10.1561/1500000011
- [42] Nina pringer, Ines Engelmann, and Christian Pfaffinger. 2015. User Comments: Motives and Inhibitors to Write and Read. *Information Communication & Society* 18, 7-8 (2015), 798–815.
- [43] Napol Rachatasumrit, Jonathan Bragg, Amy X. Zhang, and Daniel S. Weld. 2022. CiteRead: Integrating Localized Citation Contexts into Scientific Paper Reading. In *Proceedings of 27th International Conference on Intelligent User Interfaces*. 707–719. doi:10.1145/3490099.3511162
- [44] Md Dilshadur Rahman, Ghulam Jilani Quadri, Bhavana Doppalapudi, Danielle Albers Szafrir, and Paul Rosen. 2025. A Qualitative Analysis of Common Practices in Annotations: A Taxonomy and Design Space. *IEEE Transactions on Visualization and Computer Graphics* 31, 1 (2025), 360–370. doi:10.1109/tvcg.2024.3456359
- [45] Nils Reimers and Iryna Gurevych. 2019. Sentence-BERT: Sentence Embeddings using Siamese BERT-Networks. In *Proceedings of the 2019 Conference on Empirical Methods in Natural Language Processing and the 9th International Joint Conference on Natural Language Processing (EMNLP-IJCNLP)*. 3982–3992. doi:10.18653/v1/D19-1410
- [46] Ellen Riloff, Ashequl Qadir, Prafulla Surve, Lalindra De Silva, Nathan Gilbert, and Ruihong Huang. 2013. Sarcasm as Contrast between a Positive Sentiment and Negative Situation. In *Proceedings of the 2013 Conference on Empirical Methods in Natural Language Processing*. 704–714. doi:10.18653/V1/D13-1066
- [47] Christian Rohrdantz, Ming C. Hao, Umeshwar Dayal, Lars-Erik Haug, and Daniel A. Keim. 2012. Feature-Based Visual Sentiment Analysis of Text Document Streams. *ACM Transactions on Intelligent Systems and Technology* 3, 2 (2012), 26:1–26:25. doi:10.1145/2089094.2089102
- [48] Bei Shi, Wai Lam, Lidong Bing, and Yinqing Xu. 2016. Detecting Common Discussion Topics Across Culture From News Reader Comments. In *Proceedings of the 54th Annual Meeting of the Association for Computational Linguistics*. doi:10.18653/V1/P16-1064
- [49] Rujijan Vichavanives and Kittiya Poonsilp. 2017. Knowledge sharing mechanism in social networking for learning. In *Proceedings of 2017 Seventh International Conference on Innovative Computing Technology (INTECH)*. 9–14. doi:10.1109/INTECH.2017.8102415
- [50] Xiting Wang, Shixia Liu, Junlin Liu, Jianfei Chen, Jun Zhu, and Baining Guo. 2016. TopicPanorama: A Full Picture of Relevant Topics. *IEEE Trans. Vis. Comput. Graph.* 22, 12 (2016), 2508–2521. doi:10.1109/TVCG.2016.2515592
- [51] Seid Muhie Yimam, Chris Biemann, Richard Eckart de Castilho, and Iryna Gurevych. 2014. Automatic Annotation Suggestions and Custom Annotation Layers in WebAnno. In *Proceedings of the 52nd Annual Meeting of the Association for Computational Linguistics*. 91–96. doi:10.3115/V1/P14-5016
- [52] Renxian Zhang, Wenjie Li, Dehong Gao, and Ouyang You. 2013. Automatic Twitter Topic Summarization With Speech Acts. *IEEE Transactions on Speech and Audio Processing* 21, 3 (2013), 649–658. doi:10.1109/TASL.2012.2229984
- [53] Xinran Zhu, Bodong Chen, {Rukmini Manasa} Avadhanam, Hong Shui, and {Raymond Zhuo} Zhang. 2020. Reading and connecting: using social annotation in online classes. *Information and Learning Science* 121, 5-6 (2020), 261–271. doi:10.1108/ILS-04-2020-0117
- [54] Marc Ziegele, Timo Breiner, and Oliver Quiring. 2014. What Creates Interactivity in Online News Discussions? An Exploratory Analysis of Discussion Factors in User Comments on News Items. *Journal of Communication* 64, 6 (2014), 1111–1138.
- [55] Ruishi Zou, Yinqi Tang, Jingzhu Chen, Siyu Lu, Yan Lu, Yingfan Yang, and Chen Ye. 2025. GistVis: Automatic Generation of Word-scale Visualizations from Data-rich Documents. In *Proceedings of the 2025 CHI Conference on Human Factors in Computing Systems*. 679:1–679:18. doi:10.1145/3706598.3713881