

A SIMPLE CONSTRUCTION OF LEFSCHETZ FIBRATIONS ON COMPACT STEIN SURFACES

ATSUSHI TANAKA

ABSTRACT. Loi–Piergallini, Akbulut–Ozbagci, and Akbulut–Arikan showed that every compact Stein surface admits a positive allowable Lefschetz fibration over the disk D^2 with bounded fibers (PALF in short), and they provided constructions of PALF’s corresponding to compact Stein surfaces.

In this paper, we present a simple method for constructing a PALF from a 2-handlebody decomposition of any given compact Stein surface. Our method yields PALF’s whose regular fibers have small genus, and it provides an alternative constructive proof of the above result.

We also define the minimal genus of a regular fiber of a PALF on the knot trace of a knot K with framing one less than its maximal Thurston–Bennequin number as an invariant of K . When the grid number of K is N , our construction produces a PALF whose regular fiber has genus at most $(N - 1)/2$, showing that the defined invariant is bounded above by $(N - 1)/2$.

1. INTRODUCTION

A handlebody decomposition of a 4-manifold consisting of a 0-handle, some 1-handles and some 2-handles is called a 4-dimensional 2-handlebody. Eliashberg [Eli90] and Gompf [Gom98] showed that a smooth 4-dimensional 2-handlebody admits a compact Stein surface (a Stein surface in short) if each 2-handle is attached along a Legendrian knot, which lies in the union of the 0- and 1-handlebody, with framing one less than its Thurston–Bennequin number. Conversely, any Stein surface admits such a handle decomposition.

Among Lefschetz fibrations, those with base space the 2-disk and regular fiber a compact surface with boundary are called positive allowable Lefschetz fibrations (PALF’s in short). Harer [Har79] (see also Etnyre and Fuller [EF06]) presented and proved a construction method for achiral Lefschetz fibrations (AALF’s, in short), which is a broader class that includes PALF’s: let X be a 4-dimensional handlebody with all handles of index less than or equal to two. Then X admits an AALF. Harer’s method for constructing AALF’s has been a useful reference for our approach.

Loi and Piergallini [LP01] proved the equivalence between Stein surfaces and PALF’s. Subsequently, Akbulut and Ozbagci [AO01], and Akbulut and Arikan [AA12] gave constructive proofs of this equivalence by explicitly constructing PALF’s corresponding to given Stein surfaces. The equivalence between Stein surfaces and PALF’s, along with these constructive methods, has profoundly influenced developments in this area.

Ukida [Uki16, Uki22, Uki] developed a method for constructing PALF’s via Kirby calculus and applied it to produce genus-zero PALF’s for the Akbulut cork and the Akbulut–Yasui plug. Ukida’s method for constructing PALF’s has been a significant

source of inspiration for us, and we have adapted the Kirby move described in [Uki], modifying it to suit the purposes of this paper.

This paper provides a simple alternative construction of a PALF corresponding to a Stein surface, differing from the approaches of Akbulut and Ozbagci [AO01], and Akbulut and Arikan [AA12]. As a consequence, we also obtain an alternative constructive proof that Stein surfaces admit PALF's.

We also define the minimal genus of a regular fiber of a PALF on the knot (or link) trace of a knot (or link) K with framing one less than its maximal Thurston–Bennequin number as an invariant of K . When the grid number of K is N , the construction presented in this paper produces a PALF whose regular fiber has genus at most $(N - 1)/2$, and hence the defined genus is bounded above by $(N - 1)/2$.

This paper is organized as follows. Section 2 reviews the definitions, basic properties, and theorems relevant to the content of this paper. In Section 3, we present a method for constructing a PALF from a 2-handlebody decomposition of any given Stein surface, formulated as a theorem. In Section 4, we define the minimal genus of a regular fiber of a PALF on the knot (or link) trace of a knot (or link) K with framing one less than its maximal Thurston–Bennequin number as an invariant of K . We then show that, if the grid number of K is N , the defined genus is bounded above by $(N - 1)/2$.

ACKNOWLEDGEMENT

The author would like to express his sincere gratitude to Professor Hisaaki Endo for his invaluable guidance and continuous support. This paper addresses one of the research topics that Professor Endo has consistently pursued with his students in the laboratory. The author is also grateful to Takuya Ukida for showing him a manuscript of the paper [Uki] in preparation, and to his colleagues at the Institute of Science Tokyo for many helpful discussions and insightful comments. This work was supported by JST SPRING, Japan Grant Number JPMJSP2180.

2. PRELIMINARIES

In this section, we state the definitions and theorems used in this paper, referring to [End21], [GS99], and [OS04]. Throughout this paper, we consider only Stein surfaces (i.e. complex dimension 2) and 4-dimensional Lefschetz fibrations, and 3-dimensional contact manifolds.

2.1. 2-handlebody decomposition of Stein surfaces. A plane field ξ on a 3-manifold Y is called a contact structure if there exists a 1-form α on Y such that $\xi = \ker(\alpha)$ and $\alpha \wedge d\alpha \neq 0$ at every point of Y . In this case, α is called a contact form, and the pair (Y, ξ) is called a contact manifold. A Legendrian knot L in (Y, ξ) is a knot in Y whose tangent vectors lie entirely within ξ . A Legendrian isotopy is a smooth isotopy of Legendrian knots, staying entirely within the class of Legendrian knots throughout the deformation.

We denote the standard coordinates on \mathbb{R}^3 by (x, y, z) . The 1-form $\alpha_{st} = dz + xdy$ is a contact form on \mathbb{R}^3 , and the kernel $\xi_{st} = \ker(\alpha_{st})$ defines a contact structure. We refer to ξ_{st} as the standard contact structure on \mathbb{R}^3 .

The projection of a Legendrian knot $\gamma(t) = (x(t), y(t), z(t))$ in (\mathbb{R}^3, ξ_{st}) onto the y - z plane is called the front projection. An example of a Legendrian representative of the right-handed trefoil knot $T_{2,3}$ is shown in Figure 1. In the front projection,

the x -coordinate is determined by the slope of the projected curve: $x = -\frac{dz}{dy}$. At a crossing, the strand with larger slope is under the strand with smaller slope. The projection also includes cusp singularities, which occur at points where the tangent vector to the knot L is parallel to the x -axis.

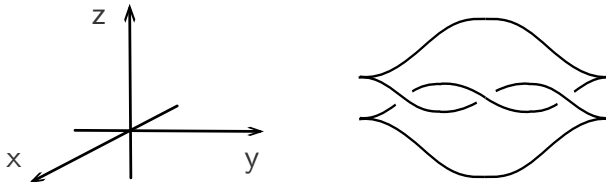


FIGURE 1. Front projection of a Legendrian trefoil knot.

The Thurston–Bennequin number of a Legendrian knot L in (\mathbb{R}^3, ξ_{st}) is an invariant under Legendrian isotopy and is given by the formula

$$tb(L) = w(L) - \lambda(L),$$

where $w(L)$ is the writhe of L and $\lambda(L)$ is the number of left cusps of L . The maximal Thurston–Bennequin number $\overline{tb}(L)$ is the maximum value of the Thurston–Bennequin number attained by any Legendrian representative of the topological knot type L .

A complex manifold is called a Stein manifold if it admits a proper holomorphic embedding into \mathbb{C}^n for some n . A compact Stein surface is defined as a sublevel set of an exhausting strictly plurisubharmonic function on a Stein manifold of complex dimension 2. Stein surfaces became accessible to topological study after they were characterized in terms of handlebody theory by Eliashberg and Gompf.

Theorem 2.1. ([Eli90], [Gom98]) *A smooth handlebody consisting of a 0-handle, some 1-handles and some 2-handles admits a Stein structure if the 2-handles are attached to the Stein surface $\natural \ell S^1 \times D^3$ along Legendrian knots in the standard contact manifold $\# \ell S^1 \times S^2$, such that the framing of each Legendrian knot is one less than its Thurston–Bennequin number. Conversely, any Stein surface admits such a handle decomposition.*

Figure 2 shows a Legendrian link diagram in standard form as described in Theorem 2.1.

2.2. Representation of Legendrian knots using grid diagrams. In this subsection, we describe the representation of Legendrian knots and links using grid diagrams (cf. [OSS15, Chapter 3], [NT09]). A grid diagram with grid number n is an $n \times n$ square grid with n X's and n O's placed in distinct squares, such that each row and each column contains exactly one X and one O. Any such grid diagram defines an oriented knot or link diagram according to the following standard convention: for each row, draw a horizontal segment from the O to the X, and for each column, draw a vertical segment from the X to the O. The vertical segments always cross above horizontal ones. An example of a grid diagram G is shown in Figure 3(a). In this paper, the orientation of knots and links represented by grid diagrams is irrelevant. The X and O markings are omitted, and the vertical and horizontal segments are depicted as shown in Figure 3(b). We refer to this diagram as a knot (or link) in grid position. In this 3×3 grid diagram, the columns from

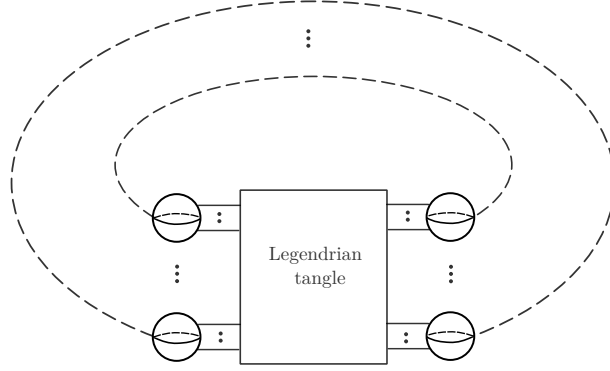


FIGURE 2. Legendrian link diagram in standard form.

left to right are referred to as the first, second, and third columns, respectively, and the rows from bottom to top are referred to as the first, second, and third rows, respectively.

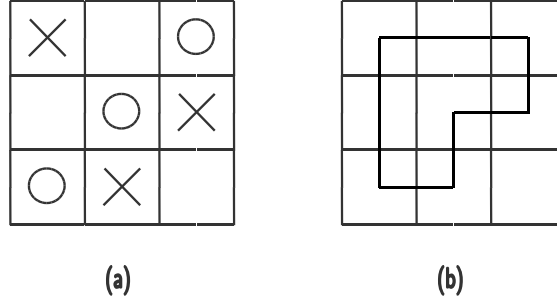


FIGURE 3. Grid diagram (a) and corresponding knot in grid position (b).

The four types of corners appearing in a knot in grid position are illustrated in Figure 4. Figures (a), (b), (c), and (d) show the northwest (NW), northeast (NE), southwest (SW), and southeast (SE) corners, respectively.

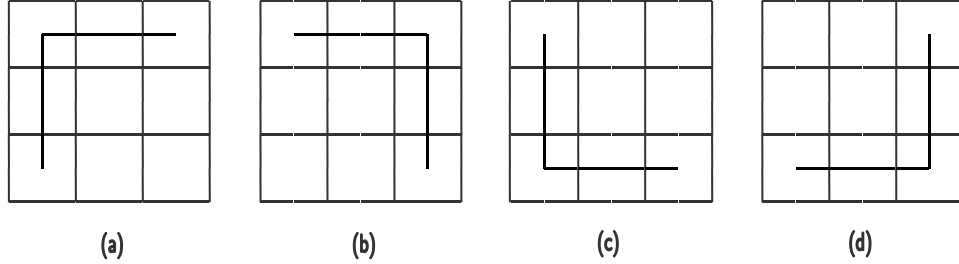


FIGURE 4. The four types of corners appearing in a knot in grid position.

The procedure for converting any Legendrian knot (or link) in (S^3, ξ_{st}) into a knot in grid position is as follows. First, rotate the Legendrian knot \tilde{C} by 45°

clockwise. Then, deform it into a knot \widetilde{C}' in grid position so that the left cusps are mapped to northwest (NW) corners and the right cusps to southeast (SE) corners. The number of northwest corners of the knot \widetilde{C}' in grid position equals the number of left cusps of the original Legendrian knot \widetilde{C} .

As an example, consider the Legendrian knot shown in Figure 5(a), which is the right-handed trefoil knot $T_{2,3}$ with writhe 3 and two left cusps. If the 2-handlebody whose attaching circle is given by this Legendrian knot admits a Stein structure, then by Theorem 2.1, the framing must be 0. Figure 5(b) shows the knot in grid position obtained by converting this Legendrian knot to its grid position. The two left cusps, indicated by pale red circles in (a), correspond to the two northwest (NW) corners similarly marked in (b).

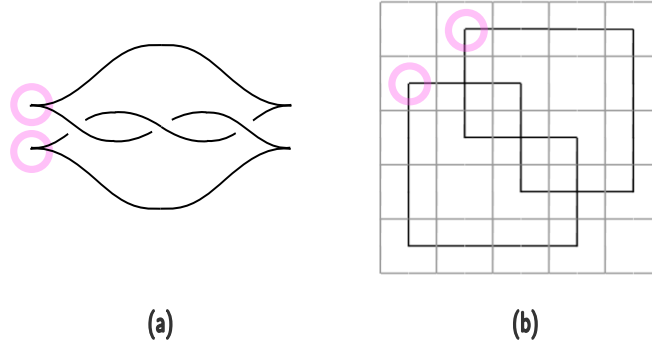


FIGURE 5. Conversion of the Legendrian knot in (a) to its grid position in (b)

2.3. Kirby diagram of a PALF. This subsection refers to [GS99, Section 4.6, 8.2], [OS04, Chapter 10], and [End21, Section 2, 3]. Let $g \geq 0$ and $b \geq 0$ be integers. We denote by Σ_g^b an oriented surface (2-dimensional manifold) of genus g with b boundary components. The mapping class group of Σ_g^b is denoted by $\text{MCG}(\Sigma_g^b)$. For a simple closed curve c on Σ_g^b , we denote by t_c the right-handed Dehn twist along c . A PALF is defined as follows.

Definition 2.2. Let M be a connected compact 4-dimensional manifold and let D^2 be the 2-dimensional disk. Let $f : M \rightarrow D^2$ be a surjective smooth map. The map f is called a PALF if it satisfies the following conditions:

- (i) For every critical point $p \in \text{Int } M$ of f , there exist smooth local complex coordinates (z_1, z_2) around p and w around $f(p)$ such that f is locally written as $f : (z_1, z_2) \mapsto w = z_1 z_2$. Here, the orientations determined by (z_1, z_2) and w are compatible with those of M and D^2 , respectively. We call M the total space, D^2 the base space, and f the projection of the PALF.

Each critical point of f is isolated because of condition (i). Since M is compact, the number of critical points of f is finite and the set Δ of critical values of f is a finite set. The restriction $f|_{f^{-1}(D^2 - \Delta)} : f^{-1}(D^2 - \Delta) \rightarrow D^2 - \Delta$ is a fiber bundle. For each $q \in D^2 - \Delta$, the fiber $f^{-1}(q)$ is a surface equipped with orientation compatible with the orientations of M and D^2 . The diffeomorphism type of $f^{-1}(q)$ does not depend on the choice of q because $D^2 - \Delta$ is connected. For each $q \in D^2$, we denote $f^{-1}(q)$ by F_q . If q is a point of Δ , F_q is called a singular fiber of

f , otherwise it is called a regular fiber of f . A singular fiber F_q is obtained by collapsing a simple closed curve C_q in the regular fiber to a point. This simple closed curve is called a vanishing cycle. The genus of the regular fiber is called the genus of f .

- (ii) The boundary of a regular fiber is non-empty.
- (iii) Every vanishing cycle represents a nontrivial 1-dimensional homology class in the regular fiber.

In this paper, we further assume that the following conditions (iv) and (v) are satisfied:

- (iv) Each singular fiber of f contains exactly one critical point.
- (v) No singular fiber contains a sphere of self-intersection -1 (i.e. the fibration is relatively minimal).

Consider a PALF $f : X \rightarrow D^2$. Let $\Delta = \{q_1, \dots, q_n\} \subset D^2$ be the set of critical values of f , and let q_0 be a regular value. Let $\gamma_1, \dots, \gamma_n : [0, 1] \rightarrow D^2$ be paths from q_0 to q_1, \dots, q_n , respectively. The system of paths $\gamma_1, \dots, \gamma_n$ is called a Hurwitz system for f if it satisfies the following three conditions:

- Each γ_i has no self-intersections ($i = 1, \dots, n$).
- For $i \neq j$, the intersection $\gamma_i \cap \gamma_j = \{q_0\}$.
- Around q_0 , the paths $\gamma_1, \dots, \gamma_n$ are arranged in a counterclockwise order.

Theorem 2.3. *Let $f : X \rightarrow D^2$ be a PALF with regular fiber Σ_g^b of genus g and b boundary components. Suppose it admits a Hurwitz system $\gamma_1, \gamma_2, \dots, \gamma_n$ with corresponding vanishing cycles C_1, C_2, \dots, C_n . Then the following hold:*

- (i) *The manifold X is diffeomorphic to the 2-handlebody obtained by attaching n 2-handles $h_1^2, h_2^2, \dots, h_n^2$ to $\Sigma_g^b \times D^2$. The attaching sphere of h_k^2 is given by $C_k \times \{e^{2\pi i k/n}\} \subset \Sigma_g^b \times \partial D^2$.*
- (ii) *The framing of each vanishing cycle on the regular fiber is one less than the surface framing.*

The monodromy factorization $t_{C_1} t_{C_2} \dots t_{C_n}$ is an element of $\text{MCG}(\Sigma_g^b)$. We denote this monodromy factorization by (C_1, C_2, \dots, C_n) . The composition is taken as a right action; note that the product is written in the reverse order to the usual function composition.

A Kirby diagram is a description of a 4-dimensional handlebody by a diagram in \mathbb{R}^3 . We now explain how to draw a Kirby diagram of a PALF with regular fiber Σ_g^b .

The 0-handle of a 4-dimensional handlebody is given by $h^0 := \{0\} \times D^4$ and the j -th 1-handle by $h_j^1 := D^1 \times D^3$ ($j = 1, \dots, 2g + b - 1$). We write $h^0 := \underline{h}^0 \times D^2$ and $h_j^1 := \underline{h}_j^1 \times D^2$, where the corresponding handles of the 2-dimensional handlebody are given by: the 0-handle $\underline{h}^0 := \{0\} \times D^2$ and the j -th 1-handle $\underline{h}_j^1 := D^1 \times D^1$.

We consider $\Sigma_1^1 \times D^2$ as an example, and write

$$h := \Sigma_1^1 \times D^2 = h^0 \cup h_1^1 \cup h_2^1.$$

At the center of h , there is a submanifold

$$\underline{h} := T_0 := \underline{h}^0 \cup \underline{h}_1^1 \cup \underline{h}_2^1,$$

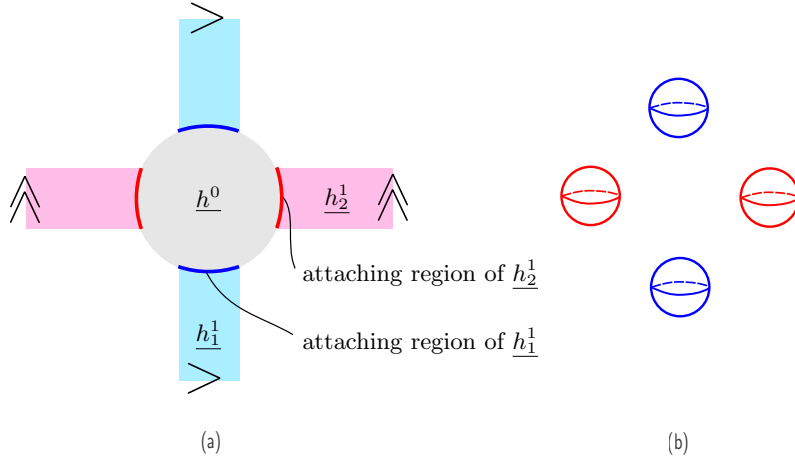


FIGURE 6. (a) A PALF with regular fiber $T_0(\Sigma_1^1)$. (b) The associated Kirby diagram of $\Sigma_1^1 \times D^2$.

which is diffeomorphic to Σ_1^1 . A PALF with regular fiber T_0 is shown in Figure 6(a). The attaching regions of h_1^1 and h_2^1 are indicated by blue and red curves, respectively. The handle decomposition and attaching regions of $h = \Sigma_1^1 \times D^2$ are obtained by thickening $\underline{h} = T_0$ in the D^2 direction. A Kirby diagram of $\Sigma_1^1 \times D^2$ is shown in Figure 6(b).

Continuing with this example, suppose that the PALF has a Hurwitz system $\gamma_1, \gamma_2, \gamma_3$ and corresponding vanishing cycles C_1, C_2, C_3 as shown in Figure 7(a). The PALF admits the monodromy factorization (C_1, C_2, C_3) . Let $\overline{C}_1, \overline{C}_2, \overline{C}_3$ denote the attaching circles corresponding to these vanishing cycles. The Kirby diagram is shown in Figure 7(b). The framing of each \overline{C}_i is equal to the surface framing minus one. The surface framing \overline{C}_i coincides with the blackboard framing in the setting, which equals the writhe of it. Therefore, all framings are -1 . In the Kirby diagram, they appear from bottom to top in the order $\overline{C}_1, \overline{C}_2, \overline{C}_3$.

Based on the above considerations, the procedure, denoted by Φ , for constructing a Kirby diagram, denoted by KD, representing a 2-handlebody diffeomorphic to a given PALF P using its regular fiber Σ and vanishing cycles C_i is as follows:

- An attaching circle \overline{C}_i is drawn by replacing each vanishing cycle C_i . The framing of the attaching circle \overline{C}_i is given by the surface framing minus one. The vertical ordering among the attaching circles \overline{C}_i is determined by the ordering given in the monodromy factorization.
- Replace each pair of attaching spheres of a 1-handle in the regular fiber with a pair of 3-balls. If the 1-handles are represented using dotted circles, replace each 1-handle with a corresponding dotted circle instead.

3. A SIMPLE METHOD FOR CONSTRUCTING A PALF

In this section, we present a simple method for constructing a PALF on a compact 4-manifold that admits a Stein structure. As we saw in Subsection 2.1, by Theorem 2.1 ([Eli90], [Gom98]), such a manifold admits a handle decomposition

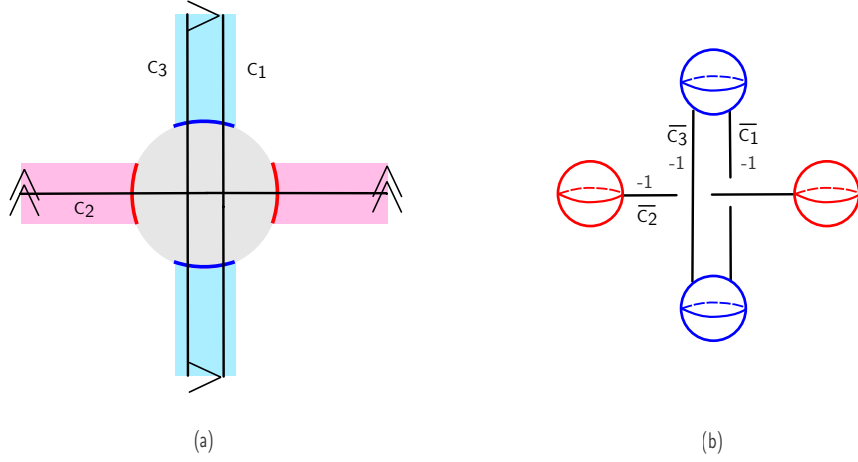


FIGURE 7. (a) PALF with regular fiber T_0 (Σ_1^1) and monodromy factorization (C_1, C_2, C_3) . (b) The Kirby diagram associated with the PALF in (a).

consisting of a single 0-handle, some 1-handles, and some 2-handles attached along Legendrian knots $\tilde{C}_{01}, \dots, \tilde{C}_{0m}$, which lie in the union of the 0- and 1-handles, with framing $\text{tb}(\tilde{C}_{0k}) - 1$ ($1 \leq k \leq m$).

We first describe a method for constructing a PALF in the case where its handle decomposition consists of a 0-handle and a single 2-handle. We then consider the general case where the handle decomposition includes a 0-handle, some 1-handles, and some 2-handles.

3.1. The case of a 2-handlebody with no 1-handles and one 2-handle. We first describe a method for constructing a PALF P in the case where the original Stein surface Π has a handle decomposition consisting of a 0-handle and a single 2-handle attached along a Legendrian knot \tilde{C}_0 in (S^3, ξ_{st}) . In our construction, we employ a certain 1-handle move that originates from Ukida's work.

Remark 3.1. The 1-handles appearing in Figure 10 and Figure 13 are adapted from the Kirby move introduced by Ukida in [Uki].

As a concrete example, we consider the Stein surface Π whose handle decomposition consists of a 0-handle and a single 2-handle attached along the right-handed trefoil $T_{2,3}$, denoted by \tilde{C}_0 , in (S^3, ξ_{st}) (see Figure 5). This Legendrian knot \tilde{C}_0 has writhe 3, two left cusps, and Thurston–Bennequin number 1. By Theorem 2.1, its framing is 0. In this subsection, we explain a method for constructing a PALF with reference to this example.

Step 1 Following the procedure described in Subsection 2.2 for converting any Legendrian knot in (S^3, ξ_{st}) into a knot in grid position, we convert the Legendrian knot \tilde{C}_0 into a knot \tilde{C}'_0 in grid position.

Figure 8(a) shows the diagram obtained by placing the knot \tilde{C}'_0 in grid position as a closed curve $C_0^{(0)}$, possibly with double points, onto the surface $\Sigma^{(0)}$, the 0-handle D^2 represented as a gray square. We denote this pair consisting of the surface $\Sigma^{(0)}$ and the closed curve $C_0^{(0)}$ by $SF(0)$. In the

diagrams, the grid lines are omitted, and column numbers are indicated where necessary.

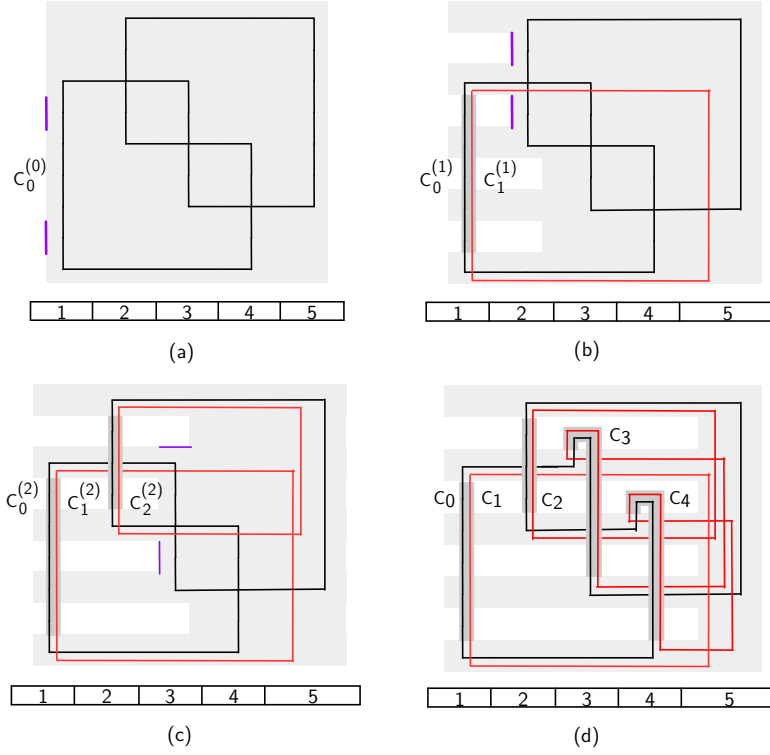


FIGURE 8. Construction of a PALF from (a) $SF(0)$. (b) $SF(1)$. (c) $SF(2)$. (d) $PALF P(SF(4))$. Monodromy factorization: $(C_0, C_4, C_3, C_2, C_1)$.

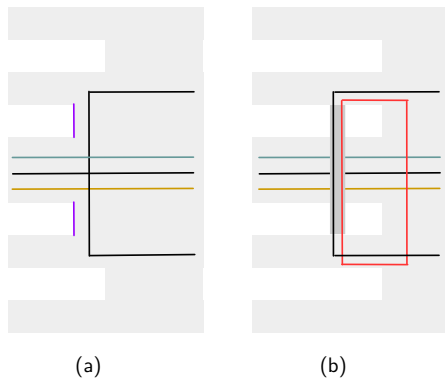


FIGURE 9. Attaching a 1-handle to lift a vertical segment with a northwest (NW) corner

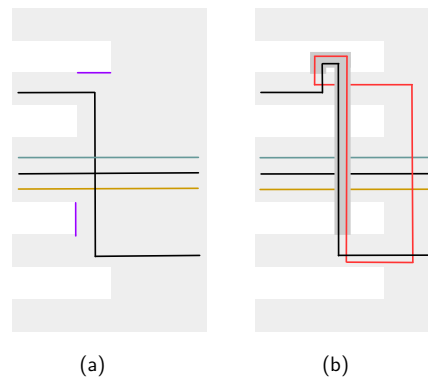


FIGURE 10. Attaching a 1-handle to lift a vertical segment with a northeast (NE) corner

Step 2 We perform a sequence of operations, denoted by $\Theta(j)$ ($1 \leq j \leq n-1$) on $SF(0)$, proceeding column by column from the first to the $(n-1)$ -th column. The result obtained after performing the j -th operation $\Theta(j)$ is denoted by $SF(j)$: namely, the pair consisting of the j -th compact surface with boundary $\Sigma^{(j)}$ and the j -th collection of the closed curves $\{C_i^{(j)} \mid 0 \leq i \leq j\}$ on $\Sigma^{(j)}$. Here, each $C_i^{(j)}$ ($1 \leq i \leq j$) denotes the simple closed curve that was initially added as $C_i^{(i)}$ at the i -th operation $\Theta(i)$ and subsequently modified through the operations $\Theta(i+1), \dots, \Theta(j)$ (as will be explained later).

The j -th operation $\Theta(j)$ is defined according to the existence of a corner on a vertical segment of $C_0^{(j-1)}$ in the j -th column. If a northwest (NW) corner is present, the procedure illustrated in Figure 9 is applied; if a northeast (NE) corner is present, the procedure illustrated in Figure 10 is applied. Each figure shows the state before (in (a)) and after (in (b)) the operation. Each figure depicts a gray region (a part of the surface consisting of the 0-handle, isotoped into a comb-like shape), and segments of the closed curves: one vertical segment intersected by three horizontal segments. We assume that the vertical segment and the black horizontal segment belong to the same closed curve $C_0^{(j-1)}$, whereas the orange and dark green horizontal segments belong to other closed curves. For the vertical segment with an NW (respectively, NE) corner, in order to attach a 1-handle to the boundary of the 0-handle, both points (marked in purple) must lie on the boundary of the 0-handle. As a result of the operation, by lifting this vertical segment using the 1-handle, the portion of the 0-handle boundary where no horizontal segment of $C_i^{(j-1)}$ ($0 \leq i \leq j-1$) exists is pushed to the right. A red added simple closed curve also appears. This simple closed curve added in the operation $\Theta(j)$ for column j is denoted by $C_j^{(j)}$. We take as a convention that $C_j^{(j)}$ is arranged so that its right portion lies in the n -th column. (In the concrete example, the right portions of $C_1^{(1)}$ is placed in column 5 in Figure 8(b).)

We perform a sequence of operations $\Theta(j)$ on $SF(j-1)$ ($1 \leq j \leq n-1$), proceeding column by column from the first to the $(n-1)$ -th column.

- In the first column of the grid diagram, there is always a vertical segment of $C_0^{(0)}$ with an NW corner. Both points (marked in purple) lie on the boundary of the 0-handle (Figure 8(a)).
- We then attach a 1-handle at this position. As a result, a red simple closed curve $C_1^{(1)}$ appears. By lifting the vertical segment using the 1-handle, the portion of the 0-handle boundary not occupied by any horizontal segment of C_i ($0 \leq i \leq 1$) is pushed to the right. Consequently, both points (marked in purple) again lie on the boundary of the 0-handle (Figure 8(b)).

This operation is repeated inductively from the second to the $(n-1)$ -th column. Here, in the final diagram $SF(n-1)$, we rename $\Sigma^{(n-1)}$ as Σ and $C_i^{(n-1)}$ as C_i ($0 \leq i \leq n-1$).

By the above construction, $SF(n-1)$, the resulting pair of the surface with boundary Σ and the collection of the closed curves $\{C_i \mid 0 \leq i \leq n-1\}$ satisfy the conditions for forming a PALF given in Subsection 2.3, as follows:

- The resulting surface with boundary Σ is obtained by attaching several 1-handles to the boundary of the 0-handle.
- Self-intersections of the closed curve $C_0^{(0)}$ are eliminated by lifting the vertical segments in columns 1 through $n-1$ using 1-handles. Therefore, all closed curves, C_i ($0 \leq i \leq n-1$) are simple closed curves.
- The boundary of the resulting surface is nonempty.
- Each simple closed curve C_i ($0 \leq i \leq n-1$) passes over at least one 1-handle and intersects the cocore of that 1-handle transversely at a single point. Therefore, this simple closed curve represents a nontrivial 1-dimensional homology class.

We assign the monodromy factorization $(C_0, C_{n-1}, \dots, C_2, C_1)$ to $SF(n-1)$, and denote it the constructed PALF P with the regular fiber Σ and the collection of vanishing cycles $\{C_i \mid 0 \leq i \leq n-1\}$.

In the concrete example, we obtain the PALF P with the collection of vanishing cycles $\{C_i \mid 0 \leq i \leq 4\}$ and the regular fiber Σ shown in Figure 8(d). The monodromy factorization is $(C_0, C_4, C_3, C_2, C_1)$. The regular fiber has genus one and three boundary components.

What we need to show is that the following lemma holds.

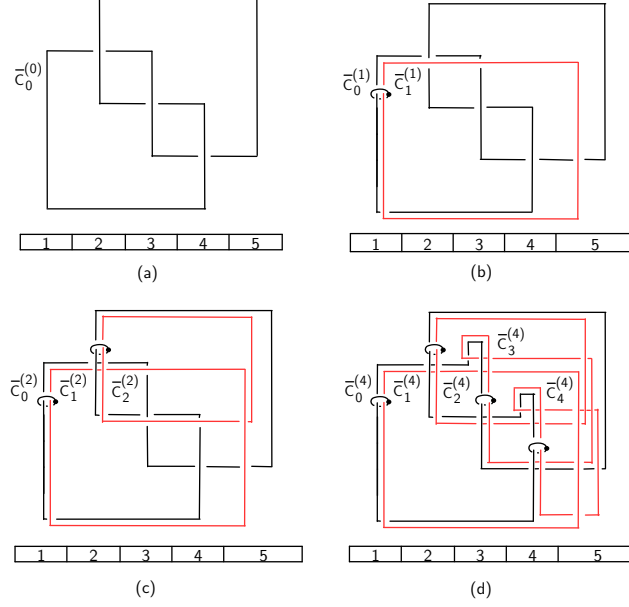
Lemma 3.2. *The PALF corresponding to the ordered simple closed curves on the surface with boundary obtained by the above construction is diffeomorphic to the handlebody consisting of a 0-handle and a single 2-handle with attaching circle \tilde{C}_0 and framing $tb(\tilde{C}_0) - 1$.*

Proof. Recall that in Subsection 2.3, we described the procedure Φ for constructing a Kirby diagram KD representing a 2-handlebody diffeomorphic to a given PALF P .

We now define the j -th procedure $\Phi(j)$ for producing a Kirby diagram $KD(j)$ representing a 2-handlebody $M(j)$ corresponding to $SF(j)$ ($0 \leq j \leq n-1$) as follows:

- An attaching circle $\overline{C}_i^{(j)}$ is drawn by replacing $C_i^{(j)}$ ($0 \leq i \leq j$). At double points (self-intersections) of $C_0^{(j)}$, the vertical segment is placed above the horizontal one.
- The vertical ordering of the attaching circles, from bottom to top, is $\overline{C}_0^{(j)}, \overline{C}_j^{(j)}, \dots, \overline{C}_2^{(j)}, \overline{C}_1^{(j)}$ (with $\overline{C}_0^{(0)}$ when $j = 0$).
- The framing of $\overline{C}_0^{(j)}$ is given by $w(\overline{C}_0^{(j)}) - \lambda(C_0^{(j)}) - 1$, where $w(\overline{C}_0^{(j)})$ denotes the writhe of $\overline{C}_0^{(j)}$, and $\lambda(C_0^{(j)})$ denotes the number of vertical segments of $C_0^{(j)}$ with NW corners that lie between the $(j+1)$ -th and $(n-1)$ -th columns, namely, those remaining unlifted by 1-handles (with $\lambda(C_0^{(j)}) = 0$ when $j = n-1$).
- The framing of $\overline{C}_i^{(j)}$ ($1 \leq i \leq j$) is given by $w(\overline{C}_i^{(j)}) - 1$, where $w(\overline{C}_i^{(j)})$ denotes the writhe of $\overline{C}_i^{(j)}$ (with no such curves when $j = 0$).
- Each 1-handle is replaced by a corresponding dotted circle.

As concrete examples, the Kirby diagrams $KD(j)$ corresponding to $SF(j)$ shown in Figure 8 for $j = 0, 1, 2, 4$ are illustrated in Figure 11.



Label	Diagram	Framing coefficients
(a)	$KD(0)$	$(\bar{C}_0^{(0)}) : (0)$
(b)	$KD(1)$	$(\bar{C}_0^{(1)}, \bar{C}_1^{(1)}) : (1, -1)$
(c)	$KD(2)$	$(\bar{C}_0^{(2)}, \bar{C}_1^{(2)}, \bar{C}_2^{(2)}) : (2, -1, -1)$
(d)	$KD(4)$	$(\bar{C}_0^{(4)}, \bar{C}_1^{(4)}, \bar{C}_2^{(4)}, \bar{C}_3^{(4)}, \bar{C}_4^{(4)}) : (2, -1, -1, -2, -2)$

FIGURE 11. Kirby diagrams $KD(j)$ associated with $SF(j)$ ($j = 0, 1, 2, 4$).

The procedure to prove that the constructed PALF P is diffeomorphic to the original Stein surface Π is as follows:

- I Show that the 2-handlebody represented by $KD(0)$ is diffeomorphic to the original Stein surface Π .
 - II Show that the 2-handlebody represented by $KD(n-1)$ is diffeomorphic to the constructed PALF P .
 - III Show that the 2-handlebodies represented by $KD(j-1)$ and $KD(j)$ are diffeomorphic for $1 \leq j \leq n-1$.
- I Recall that the original Stein surface Π is the handlebody consisting of a 0-handle and a single 2-handle with attaching circle \tilde{C}_0 and framing $\text{tb}(\tilde{C}_0) - 1$. The attaching circle $\bar{C}_0^{(0)}$ of $KD(0)$ is isotopic to \tilde{C}_0 in S^3 , since it is drawn by replacing $C_0^{(0)}$ with the vertical ordering information at the crossings. Its framing is given by $w(\bar{C}_0^{(0)}) - \lambda(C_0^{(0)}) - 1$, that is, the writhe of $\bar{C}_0^{(0)}$ minus the number of vertical segments with NW corners of $C_0^{(0)}$ minus one, which equals $\text{tb}(\tilde{C}_0) - 1$. Therefore, $KD(0)$ is diffeomorphic to the original Stein surface Π .
- II We compare the Kirby diagram $KD(n-1)$ with the Kirby diagram KD :

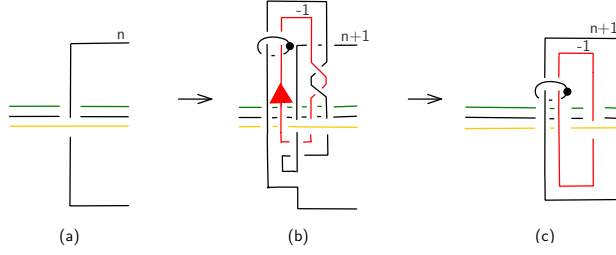


FIGURE 12. Attaching a 1-handle to lift a vertical segment with an NW corner.

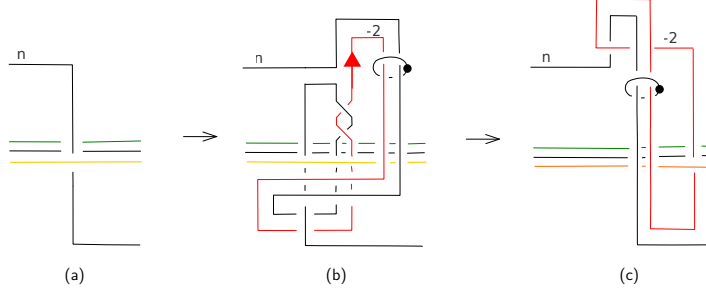


FIGURE 13. Attaching a 1-handle to lift a vertical segment with a NE corner.

- $KD(n-1)$ is produced from $SF(n-1)$ by $\Phi(n-1)$.
- KD is diffeomorphic to the constructed PALF P . Since PALF P is $SF(n-1)$ with the given monodromy factorization, KD is produced from $SF(n-1)$ with the monodromy factorization by the procedure Φ described in Subsection 2.3.

Both $KD(n-1)$ and KD contain $n-1$ 1-handles attached to a 0-handle, thus forming $X := \natural(n-1)S^1 \times D^3$. As the attaching circles of $KD(n-1)$, the collection $\{\overline{C}_i^{(n-1)} \mid 0 \leq i \leq n-1\}$ lies in ∂X , where $\overline{C}_i^{(n-1)}$ is derived from $C_i^{(n-1)}$ by $\Phi(n-1)$. As the attaching circles of KD , the collection $\{\overline{C}_i \mid 0 \leq i \leq n-1\}$ lies in ∂X , where \overline{C}_i is derived from $C_i^{(n-1)}$ by Φ . (Recall that we rename $C_i^{(n-1)}$ as C_i for the constructed PALF P .) We can easily confirm that the two collections of attaching circles are isotopic in ∂X , and their framings coincide for $0 \leq i \leq n-1$. Therefore, the 2-handlebodies represented by $KD(n-1)$ and KD are diffeomorphic, and the constructed PALF is also diffeomorphic to $KD(n-1)$.

- III We show that $KD(j-1)$ and $KD(j)$ are diffeomorphic for $1 \leq j \leq n-1$ by the following procedure: We define the Kirby move $\Psi(j-1)$ and denote by $KD'(j-1)$ the Kirby diagram obtained from $KD(j-1)$ by applying $\Psi(j-1)$ ($1 \leq j \leq n-1$). Then we show that $KD'(j-1)$ and $KD(j)$ are diffeomorphic. It then follows that $KD(j-1)$ and $KD(j)$ are also diffeomorphic, since $KD(j-1)$ and $KD'(j-1)$ are related by a Kirby move.

The Kirby move $\Psi(j-1)$ is defined as follows. Corresponding to the j -th operation $\Theta(j)$ for obtaining $SF(j)$ from $SF(j-1)$, the Kirby move $\Psi(j-1)$ is defined on $KD(j-1)$ to produce $KD'(j-1)$, depending on the existence of a corner on a vertical segment of $\overline{C}_0^{(j-1)}$ in the j -th column. If a NW (respectively,

NE) corner is present, the procedure illustrated in Figure 12, corresponding to Figure 9 (respectively, Figure 13, corresponding to Figure 10) is applied. Each figure shows the state before (in (a)) and after (in (c)) the Kirby move. We assume that Figures 12 and 13 each depict segments of attaching circles: one vertical segment intersected by three horizontal segments. The vertical segment and the black horizontal segment belong to the same attaching circle, denoted by C_α . The orange horizontal segment, denoted by C_β , lies above the vertical segment of C_α , and the dark green one, denoted by C_γ , lies below. We create a canceling 1-handle/2-handle pair. As a result of the Kirby move, the framing of the attaching circle C_α increases by one (respectively, remains unchanged). A red attaching circle, denoted by C_δ , with framing -1 (respectively, -2) also appears as part of the canceling pair. This C_δ is positioned below C_β and above both C_α and C_γ . By convention, even if the vertical segment of C_α does not intersect any of its own horizontal segments, C_δ is still placed above C_α .

We now show that $KD(j)$ and $KD'(j-1)$ are diffeomorphic. Both $KD(j)$ and $KD'(j-1)$ contain j 1-handles attached to a 0-handle, thus forming $X := \natural j S^1 \times D^3$. Within its boundary $\partial X = \# j S^1 \times S^2$, each of $KD(j)$ and $KD'(j-1)$ has $j+1$ attaching circles of 2-handles. For $KD(j)$, these are $\overline{C}_i^{(j)}$ ($0 \leq i \leq j$). For $KD'(j-1)$, they consist of $\overline{C}_i^{(j-1)}$ modified by $\Psi(j-1)$ ($0 \leq i \leq j-1$), together with the attaching circle introduced via the canceling pair. We denote them collectively by $\overline{C}_i^{\prime(j-1)}$ ($0 \leq i \leq j$).

We show that within ∂X , the collection $\{\overline{C}_i^{(j)} \mid 0 \leq i \leq j\}$ is isotopic to the collection $\{\overline{C}_i^{\prime(j-1)} \mid 0 \leq i \leq j\}$.

First, we focus on the j -th column. The j -th operation $\Theta(j)$ adds $C_j^{(j)}$ to $SF(j-1)$, and from this $\overline{C}_j^{(j)}$ is obtained via $\Phi(j)$. As a knot, this is an unknot, and together with $\overline{C}_0^{(j)}$ it passes over the newly added 1-handle. On the other hand, in $KD'(j-1)$, $\Phi(j-1)$ constructs $KD(j-1)$ from $SF(j-1)$, and $\Psi(j-1)$ introduces $\overline{C}_j^{\prime(j-1)}$. As a knot, this is also an unknot, and together with $\overline{C}_0^{\prime(j-1)}$ it passes over the newly added 1-handle.

Next, we observe that the attaching circles in $KD(j)$ and $KD'(j-1)$ admit consistent vertical orderings, and these orderings correspond to each other. For $\overline{C}_i^{(j)}$ ($0 \leq i \leq j$) in $KD(j)$, the vertical ordering of the attaching circles, from bottom to top,

$$\overline{C}_0^{(j)}, \overline{C}_j^{(j)}, \dots, \overline{C}_2^{(j)}, \overline{C}_1^{(j)},$$

is determined by $\Phi(j)$. For $\overline{C}_i^{(j-1)}$ ($0 \leq i \leq j-1$) in $KD(j-1)$, the vertical ordering,

$$\overline{C}_0^{(j-1)}, \overline{C}_{j-1}^{(j-1)}, \dots, \overline{C}_2^{(j-1)}, \overline{C}_1^{(j-1)},$$

is determined by $\Phi(j-1)$, and this vertical ordering is unchanged under $\Psi(j-1)$. Moreover, the vertical position from bottom to top of $\overline{C}_j^{\prime(j-1)}$ is after $\overline{C}_0^{\prime(j-1)}$ but before $\overline{C}_i^{\prime(j-1)}$ ($1 \leq i \leq j-1$). (Here, $\overline{C}_j^{\prime(j-1)}$, $\overline{C}_0^{\prime(j-1)}$, and $\overline{C}_i^{\prime(j-1)}$ correspond respectively to C_δ , C_α , and C_β in the description of $\Psi(j-1)$ given earlier.) Thus, the vertical ordering of the attaching circles in $KD'(j-1)$ is

$$\overline{C}_0^{\prime(j-1)}, \overline{C}_j^{\prime(j-1)}, \dots, \overline{C}_2^{\prime(j-1)}, \overline{C}_1^{\prime(j-1)}.$$

Therefore, all attaching circles in $KD(j)$ and $KD'(j-1)$ admit consistent vertical orderings, which correspond to each other. It follows that within ∂X , the collection $\{\overline{C}_i^{(j)} \mid 0 \leq i \leq j\}$ is isotopic to the collection $\{\overline{C}'_i^{(j-1)} \mid 0 \leq i \leq j\}$.

Finally, we show that the framings of $\overline{C}_i^{(j)}$ in $KD(j)$ and $\overline{C}'_i^{(j-1)}$ in $KD'(j-1)$ are equal for $0 \leq i \leq j$.

The framing of $\overline{C}_0^{(j)}$ is given by $w(\overline{C}_0^{(j)}) - \lambda(C_0^{(j)}) - 1$. Here, $\lambda(C_0^{(j)})$ denotes the number of vertical segments of $C_0^{(j)}$ with NW corners that lie between the $(j+1)$ -th and $(n-1)$ -th columns. The framing of $\overline{C}'_0^{(j-1)}$ is that of $\overline{C}_0^{(j-1)} + 1$ (respectively, that of $\overline{C}_0^{(j-1)}$) if $C_0^{(j-1)}$ has a NW (respectively, NE) corner in the j -th column. Hence, The framing of $\overline{C}_0^{(j)}$ is equal to that of $\overline{C}'_0^{(j-1)}$.

The framing of $\overline{C}_i^{(j)}$ ($1 \leq i \leq j$) is -1 (respectively, -2) if $C_0^{(j-1)}$ in the i -th column has a NW (respectively, NE) corner, and the framing of $\overline{C}'_i^{(j-1)}$ is the same for $1 \leq i \leq j$.

Therefore, $KD'(j-1)$ and $KD(j)$ are diffeomorphic, and hence $KD(j-1)$ and $KD(j)$ are diffeomorphic.

□

3.2. The general case of a 2-handlebody with some 1-handles. We describe a method for constructing a PALF in the general case where the handle decomposition includes a 0-handle, some 1-handles, and some 2-handles. Step 0 refers to the method of Akbulut–Ozbagci [AO01] (See also [OS04, Section 10.2]).

Step 0 We assume that a 1-handle is represented by a pair of 3-balls over the front projection of the Legendrian tangle, and that the framed link diagram is in standard form (Figure 2). We modify the handle decomposition by applying a single negative twist to each strand passing through a dotted circle (Figure 14). This twisting operation does not change the diffeomorphism type of the underlying 4-manifold.

After the modification, this modified 2-handlebody is denoted by the original Stein surface Π . We assume that the original Stein surface Π has a handle decomposition consisting of a 0-handle, ℓ 1-handles, and m 2-handles and that the 2-handles are attached to the Stein surface $\natural \ell S^1 \times D^3$ along the Legendrian knots $\widetilde{C}_{01}, \dots, \widetilde{C}_{0m}$ with framing $tb(\widetilde{C}_{0k}) - 1$.

Step 1 We rotate each Legendrian knot \widetilde{C}_{0k} ($1 \leq k \leq m$) by 45° clockwise and deform it into a knot \widetilde{C}'_{0k} in grid position so that the left cusps are mapped to NW corners and the right cusps to SE corners. The number of NW corners in the knot \widetilde{C}'_{0k} in grid position is equal to the number of left cusps of the Legendrian knot \widetilde{C}_{0k} . Figure 15 represents the surface with boundary $\Sigma^{(0)}$, $\natural \ell S^1 \times D^1$ obtained by attaching ℓ 1-handles (indicated in dark gray) to a gray 0-handle D^2 . We place the knot \widetilde{C}'_{0k} ($1 \leq k \leq m$) in grid position on the surface as closed curves $C_{0k}^{(0)}$, possibly with double points. We denote this pair consisting of the surface $\Sigma^{(0)}$ and the collection of the closed curves $\{C_{0k}^{(0)} \mid 0 \leq k \leq m\}$ by $SF(0)$. The figure is drawn under the assumption that two strands of the link lie on each 1-handle. The

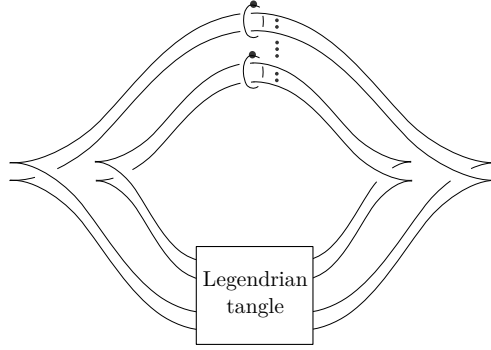
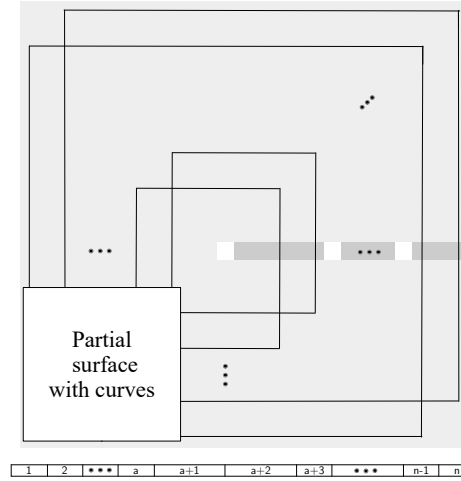
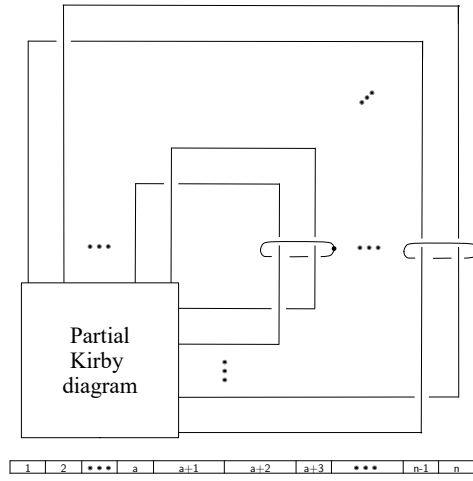


FIGURE 14. Legendrian link diagram in the presence of 1-handles

small white squares attached to the left ends of the 1-handles indicate the ℓ holes of $\natural \ell S^1 \times D^1$.

FIGURE 15. The surface with 1-handles and closed curves $SF(0)$.FIGURE 16. The Kirby diagram $KD(0)$ associated with $SF(0)$.

Step 2 We perform a sequence of operations, denoted by Θ_j ($0 \leq j \leq n-1$), on $SF(0)$, proceeding column by column from the first to the $(n-1)$ -th column. This case differs from the no 1-handle case described in Subsection 3.1 in the following two points.

In Figure 17, for example, the vertical segments in the a -th through $(a+3)$ -th columns — which, in the original Legendrian link, correspond to two strands passing through the same 1-handle — undergo the following specific operations. The curves C_a, C_{a+1}, C_{a+2} are added as closed curves when attaching these 1-handles.

- A simple closed curve C_i added in the operation does not pass across the ℓ holes of $\natural \ell S^1 \times D^1$. The curves C_a, C_{a+1}, C_{a+2} , including C_1 and C_2 , fall into this case.

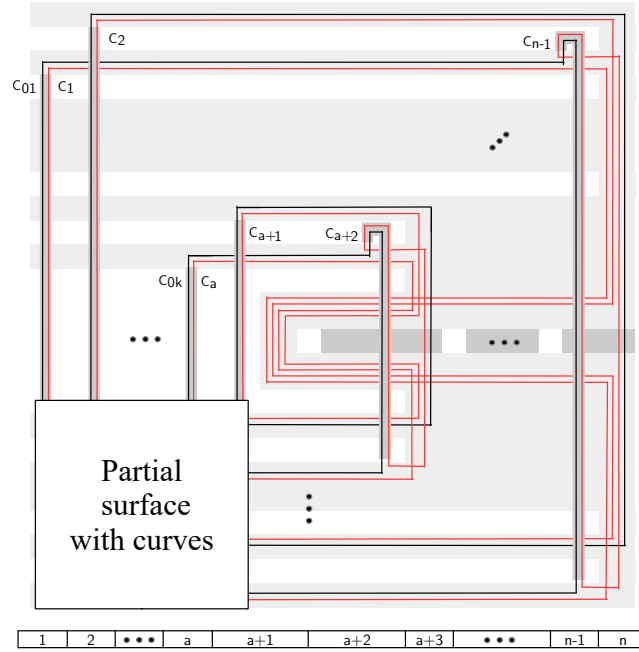


FIGURE 17. The PALF $SF(n-1)$ constructed from Figure 15. Monodromy factorization: $C_{0m}, \dots, C_{02}, C_{01}, C_{n-1}, \dots, C_2, C_1$.

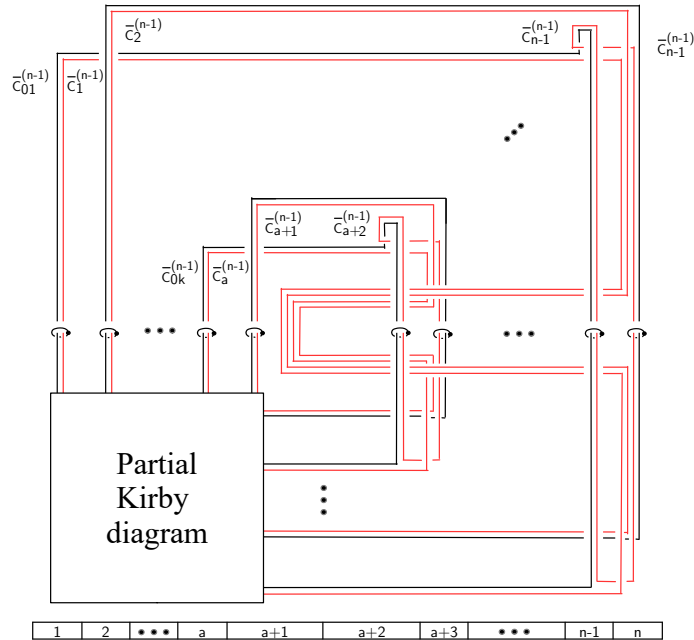


FIGURE 18. The Kirby diagram $KD(n-1)$ associated with $SF(n-1)$.

- A vertical segment with an NE corner, located to the right of the white hole and not intersecting the horizontal segment, does not receive a 1-handle. In Figure 17, the vertical segment in the $(a+3)$ -th column illustrates this case. As the operation Θ_{a+3} , the portion of the 0-handle boundary that is not blocked by the vertical segment in the $(a+3)$ -th column and contains no horizontal segment of $C_i^{(a+2)}$ ($i \in I_j$) is pushed to the right. (This construction still yields a PALF.) There are ℓ such vertical segments in total.

Therefore, we write the collection of attaching circles as $\{C_i^{(j)} \mid i \in I_j\}$, where $I_j \subseteq \{0, 1, \dots, j\}$. In the final diagram $SF(n-1)$, we rename $C_i^{(n-1)}$ as C_i for $i \in I_{n-1}$.

By the above construction, the resulting surface with boundary Σ and the collection of the simple closed curves $\{C_i \mid i \in I_j\}$ satisfy the conditions for forming a PALF given in Subsection 2.3, as in the no 1-handle case described in Subsection 3.1. Figure 17 is obtained from Figure 15 and the monodromy factorization of this PALF P is $(C_{0m}, \dots, C_{02}, C_{01}, C_{n-1}, \dots, C_2, C_1)$, where each $C_i \in \{C_i \mid i \in I_{n-1}\}$. (Note that there are no intersections between the closed curve C_{0k} and $C_{0k'}$ ($1 \leq k, k' \leq m$) on the 0-handle.)

What we need to show is that the following theorem holds.

Theorem 3.3. *The PALF corresponding to the ordered simple closed curves on the surface with boundary obtained by the above construction is diffeomorphic to the handlebody consisting of a 0-handle, ℓ 1-handles, and m 2-handles with attaching circle \tilde{C}_{0k} and framing $tb(\tilde{C}_{0k}) - 1$.*

Proof. We define the j -th procedure $\Phi(j)$ for producing a Kirby diagram $KD(j)$ representing a 2-handlebody $M(j)$ corresponding to $SF(j)$ ($1 \leq j \leq n-1$) as follows:

- An attaching circle $\overline{C}_{0k}^{(j)}$ is drawn by replacing $C_{0k}^{(j)}$ ($0 \leq k \leq m$). An attaching circle $\overline{C}_i^{(j)}$ is drawn by replacing $C_i^{(j)}$ ($i \in I_j$), where $I_j \subseteq \{0, 1, \dots, j\}$.
- The vertical ordering of the attaching circles, from bottom to top, is:
 - $\{\overline{C}_{0k}^{(j)} \mid 1 \leq k \leq m\}$ is before $\{\overline{C}_i^{(j)} \mid i \in I_j\}$
 - At double points (self-intersections) of $\overline{C}_{0k}^{(j)}$, the vertical segment is placed above the horizontal one. At double points (intersections) of $\overline{C}_{0k}^{(j)}$ and $\overline{C}_{0k'}^{(j)}$, the vertical segment is placed above the horizontal one.
 - The vertical ordering of $\{\overline{C}_i^{(j)} \mid i \in I_j\}$: $\overline{C}_j^{(j)}, \dots, \overline{C}_2^{(j)}, \overline{C}_1^{(j)}$.
- The framing of $\overline{C}_{0k}^{(j)}$ ($1 \leq k \leq m$) is given by $w(\overline{C}_{0k}^{(j)}) - \lambda(C_{0k}^{(j)}) - 1$, where $w(\overline{C}_{0k}^{(j)})$ denotes the writhe of $\overline{C}_{0k}^{(j)}$, and $\lambda(C_{0k}^{(j)})$ denotes the number of vertical segments of $C_{0k}^{(0)}$ with NW corners that lie between the $(j+1)$ -th and $(n-1)$ -th columns, namely, those remaining unlifted by 1-handles.
- The framing of $\overline{C}_i^{(j)}$ ($i \in I_j$) is given by $w(\overline{C}_i^{(j)}) - 1$, where $w(\overline{C}_i^{(j)})$ denotes the writhe of $\overline{C}_i^{(j)}$.
- Each 1-handle is replaced by a corresponding dotted circle.

The Kirby diagrams $KD(0)$ and $KD(n-1)$ are illustrated in Figure 16 and Figure 18, respectively.

The procedure to prove that the constructed PALF P is diffeomorphic to the original Stein surface Π is as follows:

- I Show that the 2-handlebody represented by $KD(0)$ is diffeomorphic to the original Stein surface Π .
- II Show that the 2-handlebody represented by $KD(n-1)$ is diffeomorphic to the constructed PALF P .
- III Show that the 2-handlebodies represented by $KD(j-1)$ and $KD(j)$ are diffeomorphic for $1 \leq j \leq n-1$.

These can be shown in the same way as in Subsection 3.1. \square

Starting from Figure 17, we can further perform the following modification: we move the ℓ holes of $\natural \ell S^1 \times D^1$ and the right portions of some of the vanishing cycles into the n -th column via isotopy. We will show an example of this modification below (Figure 21).

We now present a concrete example that includes the above modification. We consider the original Stein surface Π consisting of a 0-handle, one 1-handle, and two 2-handles attached along Legendrian link \tilde{C}_{01} and \tilde{C}_{02} corresponding to Step 0 as shown in Figure 19. (The framings of \tilde{C}_{01} and \tilde{C}_{02} are -2 and 0 , respectively.) It depicts a simplified version of a link diagram associated with a cork. By performing Step 1, we obtain $SF(0)$, the pair of the surface with boundary $\Sigma^{(0)}$, $S^1 \times D^1$ and the closed curves $C_{01}^{(0)}$ and $C_{02}^{(0)}$ in Figure 20. Then, applying Step 2, we construct a PALF P , and the result of applying the above modification yields the PALF in Figure 21. The regular fiber has genus three and four boundary components. (For the Kirby diagram associated with the PALF P , the framings of \bar{C}_{01} and \bar{C}_{02} are -1 and 4 , respectively.)

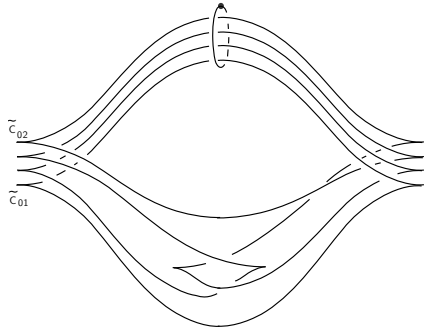


FIGURE 19. Legendrian link diagram for a concrete example with a 1-handle

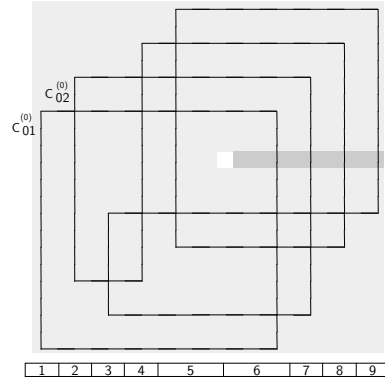


FIGURE 20. The surface with a 1-handle and closed curves.

4. MINIMAL GENUS OF A REGULAR FIBER OF A PALF ON A KNOT TRACE

In this section, by a knot (or link) trace, we mean a compact 4-manifold obtained by attaching 2-handles to a 0-handle D^4 along a framed knot (or link) in S^3 , that is, a 2-handlebody without any 1-handles. Consider a knot trace that admits a

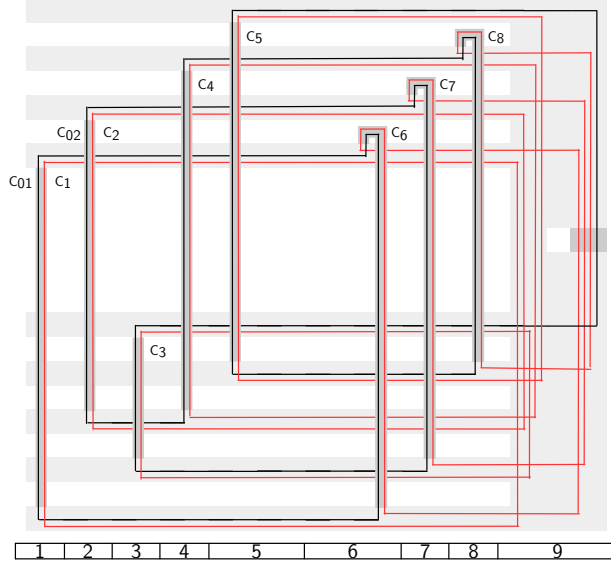


FIGURE 21. PALF constructed from the example with a 1-handle. Monodromy factorization: $(C_{02}, C_{01}, C_8, C_7, C_6, C_5, C_4, C_3, C_2, C_1)$

Stein surface, whose attaching circle is a knot K framed by the maximal Thurston–Bennequin number $\overline{tb}(K)$ minus one. The minimal genus of a regular fiber of any PALF on such a knot trace defines an invariant of the knot K . We define:

$$g(K) := \min \left\{ \begin{array}{l} \text{genus of a regular fiber of a PALF on the knot trace} \\ \text{that admits a Stein surface,} \\ \text{whose attaching circle is the knot } K \text{ framed by } \overline{tb}(K) - 1 \end{array} \right\}$$

This definition naturally extends to the case of a link trace. Let \overline{K} denote the mirror of a knot (or link) K . In general, $g(K)$ and $g(\overline{K})$ are not equal.

The minimal size of a grid diagram representing a knot (or link) K is called the grid number of K . Using this grid number N , we obtain the following theorem for general knots and links:

Theorem 4.1. *Let K be a knot (or link) with grid number N . Then the minimal genus $g(K)$ of a regular fiber of a PALF on the knot (or link) trace of K satisfies $g(K) \leq (N - 1)/2$.*

Proof. Let Σ_g^b be the regular fiber of genus g with b boundary components obtained from our construction. This surface is formed by attaching at most $N - 1$ 1-handles to a 0-handle. Since the number of boundary components b is at least 1, we apply the Euler characteristic formula:

$$2 - 2g - b = 1 - (\text{number of 1-handles}),$$

which implies that the genus g satisfies $g \leq (N - 1)/2$. \square

Remark 4.2. Applications of the construction method presented in this paper are given in [Tan]. In particular, it is shown that applying this method to knot traces whose attaching circles are positive torus knots yields PALF's with regular fibers of genus 1.

REFERENCES

- [AA12] Selman Akbulut and M. Firat Arikan, *A note on Lefschetz fibrations on compact Stein 4-manifolds*, Commun. Contemp. Math. **14** (2012), no. 5, 1250035, 14. MR 2972525
- [AO01] Selman Akbulut and Burak Ozbagci, *Lefschetz fibrations on compact Stein surfaces*, Geom. Topol. **5** (2001), 319–334. MR 1825664
- [EF06] John B. Etnyre and Terry Fuller, *Realizing 4-manifolds as achiral Lefschetz fibrations*, Int. Math. Res. Not. (2006), Art. ID 70272, 21. MR 2219214
- [Eli90] Yakov Eliashberg, *Topological characterization of Stein manifolds of dimension > 2* , Internat. J. Math. **1** (1990), no. 1, 29–46. MR 1044658
- [End21] Hisaaki Endo, *Lefschetz fibrations [translation of 3675915]*, Sugaku Expositions **34** (2021), no. 2, 175–204. MR 4327688
- [Gom98] Robert E. Gompf, *Handlebody construction of Stein surfaces*, Ann. of Math. (2) **148** (1998), no. 2, 619–693. MR 1668563
- [GS99] Robert E. Gompf and András I. Stipsicz, *4-manifolds and Kirby calculus*, Graduate Studies in Mathematics, vol. 20, American Mathematical Society, Providence, RI, 1999. MR 1707327
- [Har79] John Lester Harer, *PENCILS OF CURVES ON 4-MANIFOLDS*, ProQuest LLC, Ann Arbor, MI, 1979, Thesis (Ph.D.)—University of California, Berkeley. MR 2628695
- [LP01] Andrea Loi and Riccardo Piergallini, *Compact Stein surfaces with boundary as branched covers of B^4* , Invent. Math. **143** (2001), no. 2, 325–348. MR 1835390
- [NT09] Lenhard Ng and Dylan Thurston, *Grid diagrams, braids, and contact geometry*, Proceedings of Gökova Geometry-Topology Conference 2008, Gökova Geometry/Topology Conference (GGT), Gökova, 2009, pp. 120–136. MR 2500576
- [OS04] Burak Ozbagci and András I. Stipsicz, *Surgery on contact 3-manifolds and Stein surfaces*, Bolyai Society Mathematical Studies, vol. 13, Springer-Verlag, Berlin; János Bolyai Mathematical Society, Budapest, 2004. MR 2114165
- [OSS15] Peter S. Ozsváth, András I. Stipsicz, and Zoltán Szabó, *Grid homology for knots and links*, Mathematical Surveys and Monographs, vol. 208, American Mathematical Society, Providence, RI, 2015. MR 3381987
- [Tan] Atsushi Tanaka, *Lefschetz fibrations on knot traces of alternating knots and their extensions*, Preprint, to appear.
- [Uki] Takuya Ukida, *Small genus positive allowable Lefschetz fibrations on compact Stein 4-manifolds*, in preparation.
- [Uki16] ———, *A genus zero Lefschetz fibration on the Akbulut cork*, Topology Appl. **214** (2016), 127–136. MR 3571042
- [Uki22] ———, *Genus zero PALF structures on the Akbulut-Yasui plugs*, Osaka J. Math. **59** (2022), no. 2, 363–368. MR 4405983

DEPARTMENT OF MATHEMATICS, INSTITUTE OF SCIENCE TOKYO, 2-12-1 OOKAYAMA, MEGURO-KU, TOKYO, 152-8551, JAPAN

Email address: `tanaka.a.2255@m.isct.ac.jp`