

# Diquark size effects in the quark-diquark approximation for baryons

Clara Tourbez,<sup>\*</sup> Cyrille Chevalier,<sup>†</sup> and Claude Semay<sup>‡</sup>

*Service de Physique Nucléaire et Subnucléaire, Université de Mons,  
UMONS Research Institute for Complex Systems, Place du Parc 20, 7000 Mons, Belgium*

Baryons can be described within several theoretical frameworks. Among them, the constituent approach is widely used. In this context, we aim to evaluate the accuracy of a particular model of baryons: the quark-diquark approximation. It consists in separating the three-body system into two subsequent two-body ones: a pair of two quarks, the diquark, and a second system consisting of the diquark and the third quark. This approximation is widely used, but its accuracy is rarely evaluated. The goal of this work is to perform this evaluation by comparing the quark-diquark model with a three-body model, both using the same semi-relativistic interaction. The baryon masses and some characteristic distances are computed and analysed within both approaches. Additionally, an original procedure to establish the quark-diquark potential will be presented with the aim to increase the precision of this approximation. It is shown that a diquark must not necessarily be compact to obtain good baryon masses.

## I. INTRODUCTION

In the constituent quark model, baryons consist of three interacting quarks. If many baryon properties can be explained within such models, a lot of questions remain [1]. Among them is the possibility that two quarks form a compact cluster, a diquark, whose structure is relatively independent from the third quark. If this assumption seems physically relevant [2, 3], it is still debated if a diquark can be considered as a fundamental object or simply as a convenient tool to compute baryon properties. It is within the framework of this latter approach that we place our work. We compare two approaches to describe baryons: the typical three-body model and the quark-diquark approximation. The latter consists in decomposing the three-body problem into two successive two-body subsystems. First, a group of two quarks forming the diquark is studied. Second, the interactions between this diquark and the remaining quark are analysed. The comparison is possible, as the same QCD-inspired potential is used in both approaches.

Since its introduction in 1964 [4], the quark-diquark approximation has been widely used in hadronic physics, and it is still the key ingredient of recent works [5–10]. However, its limitations and range of validity are rarely fully investigated [11, 12]. In this work, we are developing these studies from several perspectives:

1. Explore three distinct approaches to describe the quark-diquark approximation, namely (i) a point-like diquark approximation, (ii) a convolution of the potential with the squared modulus of the diquark wave function [5, 6, 8], and (iii) a modified convolution involving a particle density operator.
2. Test its capacity to reproduce some characteristic lengths of baryons. More precisely, the distance between the two quarks composing the diquark and the distance between the diquark and the third quark are computed.
3. Evaluate its accuracy in predicting various baryon masses.

The selected baryons consist of up/down ( $n$ ) and bottom ( $b$ ) quarks to highlight the impact of constituent quark masses. Both ground and excited states with a total orbital angular momentum  $L = 8$  are considered to examine the impact of large orbital excitations, as in [11]. A semi-relativistic dynamics is adopted, as it seems more physically relevant.

The paper is organised as follows. The three-body model is first described in Sect. II. The quark-diquark approximation is then explained in Sect. III. The potential describing the interactions between two quarks and between a quark and a diquark are respectively described in Sect. IV A and IV B. Sect. V starts with some explanations regarding the choice of quantum numbers in the quark-diquark approximation. Then, convolution formulas are compared in Sect. V A while the results regarding characteristic distances and masses are respectively given in Sect. V B and V C. Finally, some concluding remarks are given in Sect. VI. In the following, we work in natural units ( $\hbar = c = 1$ ).

---

<sup>\*</sup>E-mail: clara.tourbez@umons.ac.be; ORCID: 0009-0004-0909-6974

<sup>†</sup>E-mail: cyrille.chevalier@umons.ac.be; ORCID: 0000-0002-4509-4309

<sup>‡</sup>E-mail: claude.semaya@umons.ac.be; ORCID: 0000-0001-6841-9850

## II. THREE-BODY MODEL

We begin by solving Schrödinger-like equations in a three-body framework. Considering semi-relativistic dynamics, the baryon Hamiltonian is chosen to be

$$H = \sum_i \sqrt{\mathbf{p}_i^2 + m_i^2} + \sum_{i < j} V_{ij}(\mathbf{r}_{ij}), \quad (1)$$

where the index  $i \in \{1, 2, 3\}$  refers to the constituent quarks. The potential  $V_{ij}$  describes the interactions between quarks  $i$  and  $j$ , and depends on their relative position  $\mathbf{r}_{ij}$ . The explicit form of this potential is discussed in Sect. IV A.

To solve Schrödinger-like equations, we use an oscillator bases expansion which relies on the variational principle [13, 14]. Once the quark content is specified, along with the total angular momentum  $L$ , total spin  $S$ , total isospin  $I$  and parity, the baryon wave functions are obtained as linear combinations of harmonic oscillator eigenstates. The corresponding masses are upper bounds of the true eigenvalues. The functions within the oscillator bases are written in variables defined as

$$\boldsymbol{\rho} = \mathbf{r}_1 - \mathbf{r}_2, \quad (2)$$

$$\boldsymbol{\lambda} = \frac{m_1 \mathbf{r}_1 + m_2 \mathbf{r}_2}{m_1 + m_2} - \mathbf{r}_3. \quad (3)$$

The accuracy of the eigenvalues is also ruled by two non-linear variational parameters  $a$  and  $b$ , defined as  $\boldsymbol{\rho} = a\mathbf{x}$  and  $\boldsymbol{\lambda} = b\mathbf{y}$ , where  $\mathbf{x}$  and  $\mathbf{y}$  are dimensionless variables. Let us note that when particles 1 and 2 are identical,  $\boldsymbol{\lambda}$  is the separation between the third quark and the centre of mass of the first two quarks in our semi-relativistic approach. This will always be the case in the following.

This choice of coordinates allows for the decomposition of the total baryonic excitation into a diquark-like excitation, including only the first two quarks, ruled by  $\boldsymbol{\rho}$ , and a quark-diquark-like excitation between this pair and the third quark, ruled by  $\boldsymbol{\lambda}$ . These coordinates lead to a very convenient notation for the states within the oscillator bases. One of these states is entirely characterised by a set of six quantum numbers:

$$(n_\rho, l_\rho, n_\lambda, l_\lambda, S_{12}, I_{12}), \quad (4)$$

where  $n_\rho$ ,  $l_\rho$ ,  $S_{12}$  and  $I_{12}$  are respectively the radial, orbital, spin and isospin quantum numbers associated with the subsystem formed by the first two quarks in a  $\bar{3}$  colour state, and  $n_\lambda$  and  $l_\lambda$  are the radial and orbital quantum numbers describing the excitation between this subsystem and the third quark. In Sect. V, this notation will allow a direct comparison with the quark-diquark approximation, assuming the diquark consists of the first two quarks.

## III. QUARK-DIQUARK APPROXIMATION

The procedure applied within the quark-diquark approximation framework is the following:

- We begin by solving the Schrödinger-like equations for the diquark in the centre of mass frame. The corresponding Hamiltonian is

$$H_D = \sqrt{\mathbf{p}^2 + m_1^2} + \sqrt{\mathbf{p}^2 + m_2^2} + V_{12}, \quad (5)$$

where  $V_{12}$  denotes the interaction potential between the first two constituent quarks, discussed in the next section. This step provides the diquark mass  $M_D$  and its internal wave function  $\Psi_D$ .

- The second step consists of solving the Schrödinger-like equations for the quark-diquark system in the centre of mass frame. The associated Hamiltonian takes the form

$$H_B = \sqrt{\mathbf{p}^2 + M_D^2} + \sqrt{\mathbf{p}^2 + m_3^2} + V_{Dq}, \quad (6)$$

where  $V_{Dq}$  is the interaction potential between the diquark and the third quark. Its expression requires some considerations, which are detailed in Sect. IV B.

The Hamiltonians associated with the diquark and with the quark-diquark system will be solved thanks to the Lagrange mesh method. It is a powerful procedure to solve two-body problems<sup>1</sup>. Further information can be found in Sect. IV B 2 and in [15].

---

<sup>1</sup> It has not been generalised to treat semi-relativistic three-body systems.

## IV. INTERACTION POTENTIALS

Two distinct interaction potentials are used in the following to describe the baryons. The three-body model requires a potential describing the interactions between two quarks. This potential will also be used for the first step of the quark-diquark approximation, namely the study of the diquark. The second step of the quark-diquark approximation involves an interaction potential between the third quark and the diquark. Both potentials are introduced and discussed in detail in this section.

### A. Quark-quark interactions

The quark-quark interactions are described using a standard form. In particular, a potential inspired by the one introduced by Bhaduri, Cohler, and Nogami (BCN) [16] is employed. In this context, the quark-quark potential consists of two main components: a central-colour term of Cornell type and a spin-colour interaction term, whose short-range behaviour is represented by a Yukawa-type function. All colour factors are included in the parameters. Accordingly, the interaction potential between quarks  $i$  and  $j$  has the form

$$V_{ij}(r_{ij}) = V_0 + Cr_{ij} - \frac{2b}{3r_{ij}} + \frac{\alpha_s}{9m_i m_j} \Lambda^2 \frac{e^{-\Lambda r_{ij}}}{r_{ij}} 4 \mathbf{s}_i \cdot \mathbf{s}_j, \quad (7)$$

where  $\mathbf{s}_i$  is a spin operator. The only non-central part of this Hamiltonian is the spin-colour term. Although we will consider high orbital excitations for baryons, no colour-spin-orbit term is considered. This is a will to keep the potential as simple as possible, and because colour-spin-orbit interactions coming from the short- and long-range parts partly compensate [17, 18]. The parameters  $V_0$ ,  $C$ ,  $b$ ,  $\Lambda$  and  $\alpha_s$  originate from [19], where the BCN potential is employed in combination with semi-relativistic kinematics. They were fitted to reproduce accurately the baryon spectra, and their values are listed in Table I. In addition to the original set of parameters, the bottom quark mass was fitted to the experimental mass of the  $\Sigma_b$  baryon ( $M_{\Sigma_b} = 5.8135$  GeV), taken from [20]. This fit was carried out within the three-body model using the oscillator bases expansion method described above.

$b = \alpha_s$	$\Lambda$ (GeV)	$C$ (GeV <sup>2</sup> )	$V_0$ (GeV)	$m_n$ (GeV)	$m_b$ (GeV)
0.57	0.532	0.121	-0.409	0.337	5.415

Table I: Semi-relativistic parameters from the quark-quark interaction (7) from [19].

### B. Quark-diquark interactions

Following the methodology given in Sect. III, the diquark masses are first computed, and the results are summarised in Table II. The spectroscopic notation is adopted as in [6]. For instance, the ground state ( $n = 0$ ,  $l = 0$ ) is denoted by  $1S$ .

Various approaches exist to define the interaction potential between a quark and a diquark. In this subsection, three of them are presented, including an original one. The Lagrange mesh method, used in the quark-diquark approximation, is described with some detail on how it yields highly compact expressions for the computation of the quark-diquark potentials.

#### 1. Quark-diquark potential

Let us first discuss the colour properties of the diquarks. These subsystems must transform under the  $\bar{3}$  representation in order to combine with a third quark into a colour singlet. In terms of colour, a diquark hence transforms in the same way as an antiquark. Moreover, it can be shown that, due to the colour factors, the quark-antiquark potential is connected to the quark-quark potential by the relation [12]

$$V_{q\bar{q}} = 2V_{qq}, \quad (8)$$

Diquark	Masse	Diquark	Masse
$\{bb\}_{1S}$	10.360	$[nn]_{1S}$	0.776
$\{bb\}_{2S}$	10.763	$\{nn\}_{1S}$	0.895
$\{bb\}_{3S}$	11.009	$[nn]_{2S}$	1.313
$\{bb\}_{4S}$	11.209	$\{nn\}_{2S}$	1.413
$[bb]_{1P}$	10.696	$[nn]_{1P}$	1.225
$[bb]_{1K}$	11.431	$\{nn\}_{1P}$	1.248
$\{bb\}_{1L}$	11.520	$\{nn\}_{1I}$	2.359

Table II: Various diquark masses (GeV). The notation  $[..]$  ( $\{..\}$ ) refers to a diquark spin  $S_D = 0$  ( $S_D = 1$ ). The subscripts indicate the excitations of diquarks using the standard spectroscopic notation [6].

where  $V_{qq}$  is the quark-quark potential (7). A first approach consists in assuming that the quark-diquark potential has the same form as the quark-antiquark potential

$$V_{Dq}^{\text{unc}} = V_{q\bar{q}} = 2V_{qq}. \quad (9)$$

We refer to this potential as the unconvoluted one. The factor 2 multiplies the central-colour and the spin-colour parts because they are characterised by the same colour dependence. The spin dependence of the spin-colour interaction is simply assumed to be given by  $\mathbf{S}_D \cdot \mathbf{s}_3$  with  $\mathbf{S}_D = \mathbf{s}_1 + \mathbf{s}_2$ . Let us note that the interaction between the third quark and the diquark is also given by  $2V_{qq}$  in [11], but because the diquark is assumed to be point-like with quarks 1 and 2 occupying the same place, without taking into account the global colour of the diquark. This led to a spin-spin interaction different from the one we obtain with our colour dependence. This simple potential (9) is then compared with two modified versions that incorporate the spatial extension of the diquark. The adopted procedure consists in convoluting the quark-antiquark potential with the diquark colour density. Let us first note that, as all quarks are in the same colour representation, the colour density can be identified as the quark density  $\sigma$ . In this work, two definitions of this density will be considered. The first employs the squared modulus of the diquark wave function. This convolution approach is commonly employed in diquark-like contexts [5, 6, 8], and is given by

$$V_{Dq1}(\mathbf{R}) = \int |\psi_D(\mathbf{r})|^2 V_{q\bar{q}}(|\mathbf{r} + \mathbf{R}|) d^3r, \quad (10)$$

where  $\mathbf{R}$  is the relative coordinate between the diquark and the third quark, as introduced in [6], and  $\psi_D$  denotes the component of the diquark normalised wave function depending on the separation  $\mathbf{r}$  between the two quarks. More precisely, the diquark wave function can be decomposed as

$$\Psi_D(\mathbf{r}_1, \mathbf{r}_2) = \psi_D(\mathbf{r}) \phi_D(\mathbf{R}_{\text{CM}}), \quad (11)$$

where  $\phi_D$  depends on the centre of mass coordinates  $\mathbf{R}_{\text{CM}}$ .

The second expression includes a different definition of the quark density operator. The new convolution expression will therefore include this density, the expression of which is detailed below. The centre of mass frame is adopted for the following developments. In this context, the diquark wave function depends entirely on the relative position  $\mathbf{x}_1$  between the two quarks

$$\mathbf{x}_1 = \mathbf{y}_1 - \mathbf{y}_2, \quad (12)$$

$\mathbf{y}_i$  being the position of the  $i$ th quark relative to the diquark centre of mass. With the assumption that the diquark consists of two identical quarks,  $\mathbf{y}_1$  and  $\mathbf{y}_2$  become

$$\mathbf{y}_1 = \frac{\mathbf{x}_1}{2}, \quad \mathbf{y}_2 = -\frac{\mathbf{x}_1}{2}. \quad (13)$$

Now that these preliminary considerations have been set out, the second convoluted potential is assumed to be

$$V_{Dq2}(\mathbf{R}) = \int \sigma(\mathbf{y}) V_{q\bar{q}}(|\mathbf{y} + \mathbf{R}|) d^3y, \quad (14)$$

where  $\mathbf{R}$  is the position between the diquark centre of mass and the third quark, as illustrated in Fig. 1. To determine the quark density  $\sigma(\mathbf{y})$ , the diquark wave function is first expressed as

$$\psi_D(\mathbf{x}_1) = \langle \mathbf{x}_1 | \psi_D \rangle. \quad (15)$$

The quark density expression  $\sigma(\mathbf{y})$  is then obtained by taking the mean value of the associated operator  $\hat{\sigma}(\mathbf{y})$  on the diquark wave function. This operator originates from [21] and, in the diquark centre of mass frame, is of the form

$$\hat{\sigma}(\mathbf{y}) = \frac{1}{2} \left[ \int |\mathbf{x}_1\rangle \delta^3\left(\mathbf{y} - \frac{\mathbf{x}_1}{2}\right) \langle \mathbf{x}_1| d^3x_1 + \int |\mathbf{x}_1\rangle \delta^3\left(\mathbf{y} + \frac{\mathbf{x}_1}{2}\right) \langle \mathbf{x}_1| d^3x_1 \right], \quad (16)$$

where  $\hat{\sigma}(\mathbf{y})$  is normalised to 1, and the Dirac delta functions are used to localise each quark in the diquark. According to (13), in the centre of mass frame, these two quarks are respectively located at  $\mathbf{x}_1/2$  and  $-\mathbf{x}_1/2$ . The mean value of this operator is

$$\sigma(\mathbf{y}) = \langle \psi_D | \hat{\sigma}(\mathbf{y}) | \psi_D \rangle = \frac{1}{2} \left[ \int |\psi_D(\mathbf{x}_1)|^2 \delta^3\left(\mathbf{y} - \frac{\mathbf{x}_1}{2}\right) d^3x_1 + \int |\psi_D(\mathbf{x}_1)|^2 \delta^3\left(\mathbf{y} + \frac{\mathbf{x}_1}{2}\right) d^3x_1 \right]. \quad (17)$$

A change of variables is then performed, and after a few algebra,  $\sigma(\mathbf{y})$  reduces to

$$\sigma(\mathbf{y}) = 8|\psi_D(2\mathbf{y})|^2. \quad (18)$$

After substituting this expression in (14), the second convoluted potential finally becomes

$$V_{Dq2}(\mathbf{R}) = 8 \int |\psi_D(2\mathbf{y})|^2 V_{q\bar{q}}(|\mathbf{y} + \mathbf{R}|) d^3y. \quad (19)$$

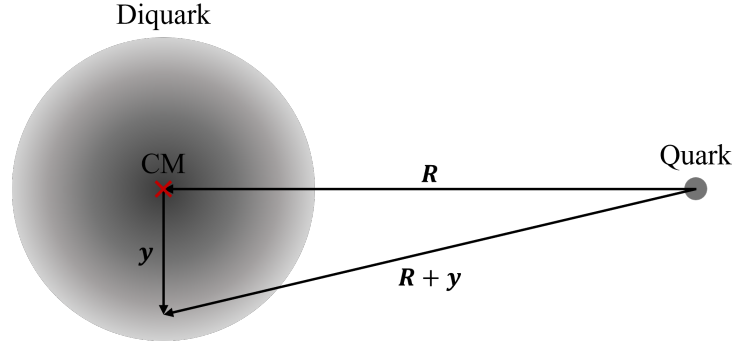


Figure 1: Illustration of formula (14).

Fig. 2 illustrates the behaviour of the three potentials (9), (10) and (19) assuming a quark-antiquark interaction in arbitrary units of the form

$$V_{q\bar{q}}(r) = -\frac{1}{r} + r, \quad (20)$$

and assuming the diquark wave function to be a ground-state harmonic oscillator ( $n = 0$  and  $l = 0$ ):

$$\Psi_D = \frac{e^{-\frac{r^2}{2}}}{\pi^{\frac{3}{4}}}. \quad (21)$$

These three potentials differ mainly for small values of  $R$ . This observation is consistent with the fact that the further the third quark is from the diquark, the less the diquark spatial extension will have an impact on the interaction. The potential obtained with (19) is closer to the unconvoluted one than the one obtained with (10). Potential (19) being lower than potential (10), the corresponding mass values should be lower.

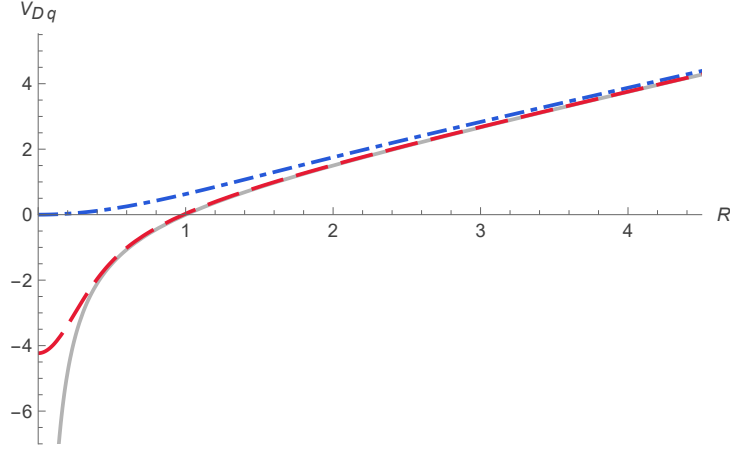


Figure 2: Comparison of the three quark-diquark potentials for potential (20) and wave function (21). The solid grey curve represents the unconvoluted potential profile. The blue dash-dot curve corresponds to the first convoluted potential  $V_{Dq1}$ , while the red dashed curve illustrates the second convoluted potential  $V_{Dq2}$ . All quantities are given in arbitrary units.

## 2. Expressions of the convoluted potentials applied to the Lagrange mesh method

The expressions of the convoluted potentials can be simplified by considering the method of resolution, namely the Lagrange mesh method. Some of its characteristics are first introduced, as they will be useful in the following. The method relies on expanding the eigenstates  $|\Psi\rangle$  in a basis of trial states  $|f_j\rangle$ ,

$$|\Psi\rangle = \sum_{j=1}^N C_j |f_j\rangle. \quad (22)$$

The trial functions are chosen such that

$$\langle \mathbf{r} | f_j \rangle = \frac{f_j(r/h)}{\sqrt{hr}} Y_{lm}(\hat{r}), \quad (23)$$

where  $h$  is a scale parameter and  $f_j$  denotes the  $j$ th regularised Lagrange function [22]. This choice proves particularly convenient when associated with  $N$ -point Gauss-Laguerre quadratures [23]

$$\int_0^\infty g(x) dx \approx \sum_{k=1}^N \lambda_k g(x_k), \quad (24)$$

where  $x_k$  are mesh points defined as the roots of the  $N$ th Laguerre polynomial and  $\lambda_k$  are the corresponding weights. One can show that the Lagrange functions satisfy the following property, named as the Lagrange condition,

$$f_j(x_k) = \lambda_k^{-1/2} \delta_{kj}. \quad (25)$$

which greatly simplifies calculations within the Lagrange mesh method. This property will also be used to significantly simplify the formulas for the evaluation of the convoluted potentials, as described below.

As a first step to obtain these expressions, the diquark wave functions must be analysed. For diquarks with non-zero angular momentum ( $L \neq 0$ ), different angular momentum projections exist, and the wave function must be chosen accordingly. From all the possibilities, we choose to assume

$$\Psi_D(\mathbf{r}) = \frac{1}{\sqrt{2l+1}} R_{nl}(r) \sum_{m=-l}^l Y_{lm}(\varphi, \theta), \quad (26)$$

where the radial wave function expression is obtained from equations (22) and (23):

$$R_{nl}(r) = \sum_j C_j \frac{f_j(r/h)}{\sqrt{hr}}. \quad (27)$$

The assumption (26) is motivated by the fact that any explicit dependence of the diquark wave function on the quantum number  $m$  would also appear in the convoluted potentials. The third quark would then interact differently depending on the diquark orientation, given by  $m$ . Since no such phenomenon is observed in the baryon mass spectra, it seems reasonable to average over all possible  $m$  values, giving the same statistical weight to all orientations. Furthermore, this assumption allows us to use a well-known property of the spherical harmonics [24]:

$$\sum_{m=-l}^l |Y_{lm}(\varphi, \theta)|^2 = \frac{2l+1}{4\pi}. \quad (28)$$

This restores a kind of spherical symmetry for the diquark, which simplifies the convolution. With these considerations, and by choosing the  $z$  integration axis in the direction of  $\mathbf{R}$ , one obtains

$$|\mathbf{r} + \mathbf{R}| = \sqrt{R^2 + r^2 + 2Rr \cos \theta}. \quad (29)$$

The first convoluted potential then reads

$$V_{Dq1}(R) = \frac{1}{2} \int_0^\infty R_{nl}^2(r) I_V(r, R) r^2 dr, \quad (30)$$

where

$$I_V(r, R) = \int_{-1}^1 V_{q\bar{q}} \left( \sqrt{R^2 + r^2 + 2Rr\mu} \right) d\mu. \quad (31)$$

The factor  $1/2$  in Eq. (30) results from the simplification of a  $2\pi$  factor from the integral over  $\varphi$  and a  $4\pi$  factor from relation (28). The factor  $2l+1$  is removed by normalising the diquark wave function (26). Let us emphasise that a dependence on the angular momentum remains through the radial function  $R_{nl}(r)$ .

Applying an  $N$ -point Gauss-Laguerre quadrature (24), the potential becomes

$$V_{Dq1}(R) \approx \frac{1}{2} \sum_{k=1}^N \lambda_k h^3 x_k^2 R_{nl}^2(hx_k) I_V(hx_k, R). \quad (32)$$

The expression of the radial wave function (27) evaluated at a mesh point can be simplified using the Lagrange condition (25). It takes the form

$$R_{nl}(hx_k) = \sum_j C_j \frac{f_j(x_k)}{\sqrt{h^3 x_k}} = \frac{C_k}{h^{\frac{3}{2}} \lambda_k^{\frac{1}{2}} x_k}. \quad (33)$$

Substituting this expression into the potential  $V_{Dq1}$  yields

$$V_{Dq1}(R) \approx \frac{1}{2} \sum_{k=1}^N C_k^2 I_V(hx_k, R). \quad (34)$$

A similar derivation applied to  $V_{Dq2}(R)$  leads to

$$V_{Dq2}(R) \approx \frac{1}{2} \sum_{k=1}^N C_k^2 I_V \left( \frac{hx_k}{2}, R \right). \quad (35)$$

The evaluation of the integrals  $I_V$  (31) corresponding to the different components of the potential (7) yields analytical expressions, which are collected in Table III.

## V. RESULTS

To allow a comparison between the quark-diquark approximation and the three-body model, it is necessary to establish a direct connection between these two frameworks. The state notation introduced in Sect. II with the oscillator bases expansion is also applicable to quark-diquark states, since the quantum numbers naturally split into

$V(r)$	$I_V(r, R)$	
$Ar$	$2A \frac{R^2+3r^2}{3r}$	$r \geq R$
	$2A \frac{r^2+3R^2}{3R}$	$r < R$
$-\frac{B}{r}$	$-\frac{2B}{r}$	$r \geq R$
	$-\frac{2B}{R}$	$r < R$
$D \frac{e^{-Cr}}{r}$	$D \frac{e^{-C(r-R)} - e^{-C(r+R)}}{CrR}$	$r \geq R$
	$D \frac{e^{C(r-R)} - e^{-C(r+R)}}{CrR}$	$r < R$
$F$	$2F$	

Table III: Analytical expressions of the integrals  $I_V$  (31) corresponding to the functions composing the interaction potential between two quarks (7).  $A$ ,  $B$ ,  $C$ ,  $D$ , and  $F$  are constants.

diquark-like and quark-diquark-like excitations. Consequently, among all the quantum number sets (4) for a three-body wave function, we must choose one configuration to describe the corresponding quark-diquark system:

$$(n_D, l_D, n_{Dq}, l_{Dq}, S_D, I_D), \quad (36)$$

with

$$\left\{ \begin{array}{ll} n_\rho \rightarrow n_D & \text{radial excitation of the chosen diquark,} \\ l_\rho \rightarrow l_D & \text{orbital excitation of the chosen diquark,} \\ n_\lambda \rightarrow n_{Dq} & \text{radial excitation between the chosen diquark and the third quark,} \\ l_\lambda \rightarrow l_{Dq} & \text{orbital excitation between the chosen diquark and the third quark,} \\ S_{12} \rightarrow S_D & \text{spin of the chosen diquark,} \\ I_{12} \rightarrow I_D & \text{isospin of the chosen diquark.} \end{array} \right. \quad (37)$$

Accordingly, the quantum numbers associated with the first two particles in the three-body model ( $n_\rho$ ,  $l_\rho$ ,  $S_{12}$ , and  $I_{12}$ ) are reinterpreted as those of the diquark ( $D$ ), while the quantum numbers of the (12)3 system ( $n_\lambda$  and  $l_\lambda$ ) become those of the quark-diquark system ( $Dq$ ). This procedure ensures consistency between the two approaches and motivates the following procedure:

1. Solve the three-body equations for a baryon with fixed quark content, angular momentum  $L$ , spin  $S$ , isospin  $I$ , and parity. This provides eigenstates expressed as linear combinations of basis states of the form (4).
2. Identify the dominant states in the expansion, i.e., those with the largest coefficients.
3. Solve the quark-diquark equations for each of the selected dominant states.

Note that, in this procedure, the quark-diquark approximation does not consider a superposition of diquark states, whereas the three-body model considers a linear combination of different states for the two quarks associated with the diquark. Therefore, if the computed three-body eigenstate contains many components with non-negligible coefficients, the comparison between the two approaches is not straightforward.

### A. Convolution

A comparison of the mass values obtained with the three-body and quark-diquark approaches is presented in Table IV for various types and states of baryons. The potentials  $V_{Dq1}$  and  $V_{Dq}^{\text{unc}}$  provide results with similar relative



differences. However, in most cases, the masses predicted with  $V_{Dq1}$  are larger than those obtained with the three-body model, whereas the masses computed with  $V_{Dq}^{\text{unc}}$  tend to underestimate them. This latter behaviour was already reported by Fleck and collaborators [11]. Both of these observations are consistent with the behaviour of the potentials illustrated in Fig. 2. The results show a significant improvement of the mass values when the convolution formula including the density operator (16) is employed rather than the first formula. For this reason, we adopt the potential  $V_{Dq2}$  to determine the baryon characteristics in the following sections. As discussed in Sect. IV B, the use of  $V_{Dq2}$ , as given by (19), requires the assumption that the two quarks forming the diquark are identical. Since all baryons considered in this work contain at least two identical quarks, this condition is always satisfied. The observations arising from these results indicate that an appropriate convolution is necessary to reproduce the physical properties of the system with parameters coming from the three-body Hamiltonian.

Baryon	$I$	$L$	$S$	State	$M$ 3-body	$M(V_{Dq1})$	$M(V_{Dq2})$	$M(V_{Dq}^{\text{unc}})$
$bbb$	0	0	$\frac{3}{2}$	$(0, 0, 0, 0, 1, 0)^*$	14.410	14.851 (3.1)	14.532 (0.8)	13.823 (4.1)
		8	$\frac{1}{2}$	$(0, 0, 0, 8, 1, 0)^*$	16.488	16.528 (0.25)	16.478 (0.06)	16.461 (0.16)
		8	$\frac{1}{2}$	$(0, 7, 0, 1, 0, 0)$		16.947 (2.7)	16.467 (0.13)	16.085 (2.4)
$bbn$	$\frac{1}{2}$	0	$\frac{3}{2}$	$(0, 0, 0, 0, 1, 0)$	10.224	10.594 (3.6)	10.359 (1.3)	10.063 (1.6)
		0	$\frac{1}{2}$	$(0, 0, 0, 0, 1, 0)^*$	10.188	10.583 (3.9)	10.337 (1.5)	9.978 (2.1)
		8	$\frac{1}{2}$	$(0, 8, 0, 0, 1, 0)^*$	11.922	12.774 (7.1)	12.040 (1.0)	11.127 (6.7)
$nnb$	1	0	$\frac{3}{2}$	$(0, 0, 0, 0, 1, 1)$	5.837	6.175 (5.8)	5.866 (0.5)	5.497 (5.8)
		0	$\frac{1}{2}$	$(0, 0, 0, 0, 1, 1)$	5.812	6.168 (6.1)	5.852 (0.7)	5.442 (6.4)
	0	0	$\frac{1}{2}$	$(0, 0, 0, 0, 0, 0)^*$	5.583	5.979 (7.1)	5.719 (2.4)	5.406 (3.2)
		8	$\frac{1}{2}$	$(0, 0, 0, 8, 0, 0)^*$	7.638	8.009 (4.9)	7.896 (3.4)	7.857 (2.9)
$nnn$	$\frac{3}{2}$	0	$\frac{3}{2}$	$(0, 0, 0, 0, 1, 1)$	1.226	1.583 (29.1)	1.267 (3.3)	1.061 (13.5)
	$\frac{1}{2}$	0	$\frac{1}{2}$	$(0, 0, 0, 0, 0, 0)^*$	0.954	1.342 (40.7)	1.075 (12.7)	0.866 (9.2)
		0	$\frac{1}{2}$	$(0, 0, 0, 0, 1, 1)$		1.528 (60.2)	1.146 (20.1)	0.488 (48.8)
		8	$\frac{1}{2}$	$(0, 0, 0, 8, 0, 0)$	3.479	3.813 (9.6)	3.666 (5.4)	3.615 (3.9)
		8	$\frac{1}{2}$	$(0, 6, 0, 2, 1, 1)^*$		4.311 (23.9)	3.627 (4.3)	3.304 (5.0)

Table IV: Mass comparison (in GeV) of different states for the baryons  $bbb$ ,  $bbn$ ,  $nnb$  and  $nnn$  computed with the three-body and quark-diquark approaches. Columns 2 to 4 respectively show the baryon total isospin, angular momentum and spin. The states in the fifth column are those having the highest coefficient in the three-body expansion (see Sect. V). The sixth column indicates the masses computed with the three-body model, the seventh those computed with the quark-diquark approximation and  $V_{Dq1}$ , the eighth those computed with  $V_{Dq2}$ , and the last one with  $V_{Dq}^{\text{unc}}$ . The relative differences (%) between the two models are indicated in parentheses. For each ground state with  $L = 0$  and  $L = 8$ , the state whose mass computed with  $V_{Dq2}$  is closest to that obtained with the three-body model is marked with an asterisk (\*). These states are used in Table V.

## B. Characteristic distances

To gain more insight on the internal structure of the studied baryons, two characteristic distances are computed. Taking into account the definitions of the variables in the three-body and quark-diquark systems, it is relevant to compare the mean distance between the first two quarks within the three-body system,  $\langle \rho \rangle$ , with the size of the diquark,  $r_{qq}$ , defined as the mean value of the radial variable in (5). Similarly, the mean distance between the centre of mass of the subsystem formed by the first two quarks and the third quark within the three-body system,  $\langle \lambda \rangle$ , can be

compared with the distance between the quark and the diquark,  $r_{Dq}$ , defined as the mean value of the radial variable in (6). These computations are carried out for the states marked with an asterisk in Table IV, and the relative differences between both approaches are summarised in Table V. The complete set of quantitative results is provided in Appendix A. The results clearly show that the quark-diquark approximation cannot naively be used for the computation of these types of observable mean values. This does not imply, however, that more physical observables, such as decay channel widths, cannot be accurately reproduced. Such calculations would require a redefinition of the operators to properly account for the peculiarities of the quark-diquark structure.

System	Observable	Ground state	$L = 8$
$bbb$	$\Delta_{qq}$	42%	68%
	$\Delta_{Dq}$	15%	48%
$bbn$	$\Delta_{qq}$	16%	26%
	$\Delta_{Dq}$	22%	6%
$n nb$	$\Delta_{qq}$	64%	40%
	$\Delta_{Dq}$	25%	9%
$nnn$	$\Delta_{qq}$	28%	73%
	$\Delta_{Dq}$	23%	18%

Table V: Relative differences  $\Delta_{qq} = |\langle \rho \rangle - r_{qq}| / \langle \rho \rangle$  and  $\Delta_{Dq} = |\langle \lambda \rangle - r_{Dq}| / \langle \lambda \rangle$  (%) between the characteristic distances obtained with the three-body and quark-diquark approaches with  $V_{Dq2}$ . The chosen states are those marked with an asterisk in Table IV. All the computed results can be found in Appendix A.

Although we identified a limitation of the quark-diquark approximation, the characteristic distances obtained with the three-body model remain useful to visualise the baryon structure. They allow us to study how the internal structure of the baryon affects the mass accuracy of the quark-diquark approximation. More precisely, it would be intuitive to expect that this approach provides more accurate results when the diquark is compact and the third quark orbits far from it. However, as we will see, our results indicate that the diquark compactness does not have a significant impact on the mass accuracy. To explore this further, some of the most specific baryon structures are first illustrated. Note that these representations do not take into account the full complexity of quantum systems. They are only employed as visualisation tools. In the same spirit, a large circle denotes a  $b$  quark, while a small circle denotes an  $n$  quark. A very detailed study of the internal structure of baryons is given in [11]. Figures 3 to 6 are obtained with the three-body model.

Figure 3 displays the internal structures of the ground and  $L = 8$  states of the  $bbb$  baryon. The configurations of these systems seem symmetric. To check this intuition, we compute the ratio

$$\eta = \frac{\langle \rho \rangle}{\langle \lambda \rangle}, \quad (38)$$

which equals  $2/\sqrt{3} \approx 1,155$  for an equilateral triangle. We obtain  $\eta = 1.152$  for the ground state and  $\eta = 1.105$  for the  $L = 8$  state, confirming an approximate symmetry. This is consistent with the fact that  $bbb$  baryons consist of three identical quarks. A similar symmetry is observed for  $nnn$  baryons (see Fig. 4). These systems also provide a useful framework to study the influence of spin interactions on baryon structures. Fig. 4 shows two spin states of  $nnn$  baryons with clearly distinct features: the left panel represents a state with  $S = 3/2$ , characterised by repulsive spin interactions, while the right panel shows a state with  $S = 1/2$ , where spin interactions are either attractive or repulsive. It is clear that repulsive spin interactions tend to increase the separation between quarks, whereas attractive ones reduce it. The spin interactions are inversely proportional to the quark masses, their impact is therefore greater for light quarks. We checked that the impact of the spin-colour interactions on  $bbb$  baryons is negligible.

Regarding  $bbn$  and  $n nb$  baryons, the right panels of Figs. 5 and 6 respectively show an extended and a compact diquark for  $L = 8$  states. The impact of these structures on the mass accuracy is discussed in the next section. These particular structures can be explained by energy considerations. A lower mass is obtained for the baryon by putting the high angular momentum on a two-body system containing the most massive particles in order to reduce the contribution of the centrifugal energy. Such a phenomenon has already been observed in [11]. When two light

quarks are present, the colour-spin interaction can favour a compact light diquark if it is attractive. The left panels of these figures display ground states of  $bbn$  and  $nnb$  baryons for comparison.

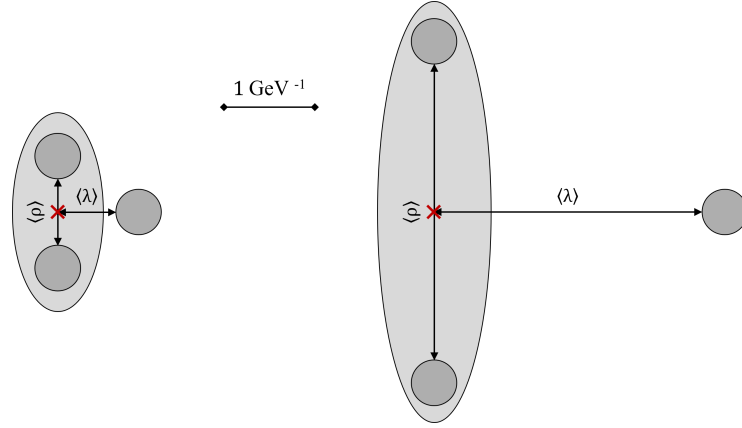


Figure 3: Structures of the ground (left) and  $L = 8$  (right) states of the  $bbb$  baryon obtained by computing the mean values of  $\rho$  and  $\lambda$ . Both chosen states have a total spin  $S = 3/2$ . The ratio defined in (38) takes the values  $\eta = 1.152$  and  $\eta = 1.105$  for these states, respectively.

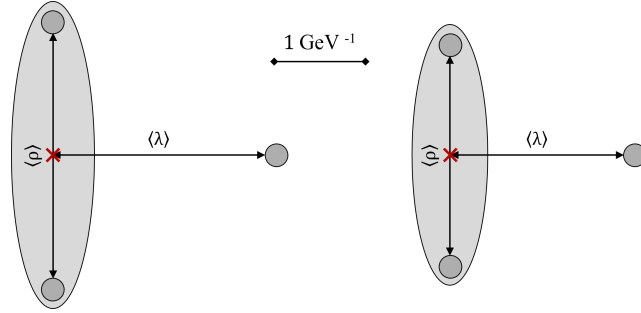


Figure 4: Structures of the ground  $S = 3/2$  (left) and  $S = 1/2$  (right) states of the  $nnn$  baryon obtained by computing the mean values of  $\rho$  and  $\lambda$ . The ratio defined in (38) takes the values  $\eta = 1.153$  and  $\eta = 1.151$  for these states, respectively.

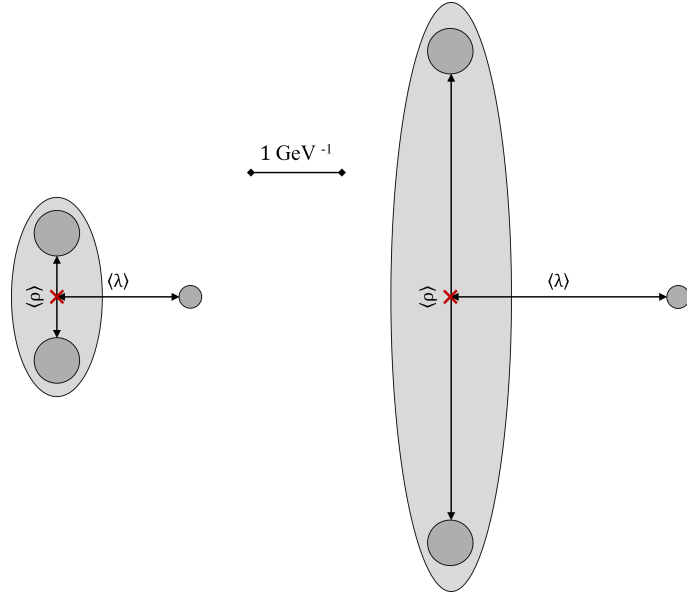


Figure 5: Structures of the ground (left) and  $L = 8$  (right) states of the  $bbn$  baryon obtained by computing the mean values of  $\rho$  and  $\lambda$ . Both chosen states have a total spin  $S = 1/2$ , and a total isospin  $I = 1/2$ . The ratio defined in (38) takes the values  $\eta = 0.669$  and  $\eta = 2.056$  for these states, respectively.

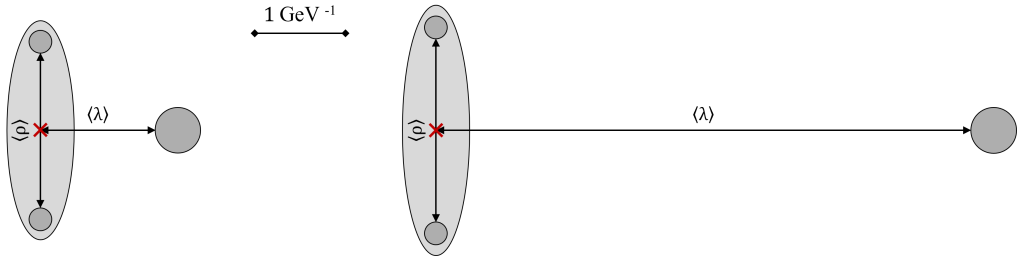


Figure 6: Structures of the ground (left) and  $L = 8$  (right) states of the  $nbn$  baryon obtained by computing the mean values of  $\rho$  and  $\lambda$ . Both chosen states have a total spin  $S = 1/2$ , and a total isospin  $I = 0$ . The ratio defined in (38) takes the values  $\eta = 1.344$  and  $\eta = 0.342$  for these states, respectively.

### C. Baryon masses

The comparison between the three-body and quark-diquark approaches with  $V_{Dq2}$  allows us to study the latter's accuracy in various situations of mass computation. Tables VI to IX reuse the results of Table IV. They contain the quark-diquark and three-body masses of the ground states and  $L = 8$  excited states of the baryons  $bbb$ ,  $nnn$ ,  $bbn$  and  $nbn$ , respectively. All the relative differences between the two models seem perfectly acceptable for baryon mass predictions.

Let us first look at Table VI for  $bbb$  baryons. In the three-body approach, the  $L = 0$ ,  $S = 3/2$  state has a clearly dominant component. So, its quantum numbers are used to define the state of the equivalent diquark. A very good agreement is then found. For the  $L = 8$ ,  $S = 1/2$  state, two components are dominant because of the symmetry constraint. One set of quantum numbers gives a better result, but differences are small. No compact diquark is present, as can be seen on Fig. 3.

$L$	$S$	Approach	Dominant state	Mass
0	$\frac{3}{2}$	3-body	$-0.92(0, 0, 0, 0, 1, 0)$	14.410
		quark-diquark	$(0, 0, 0, 0, 1, 0)$	14.532 (0.8)
8	$\frac{1}{2}$	3-body	$0.86 [0.57(0, 0, 0, 8, 1, 0)$	16.488
			$-0.54(0, 7, 0, 1, 0, 0) + \dots]$	
		quark-diquark	$(0, 0, 0, 8, 1, 0)$	16.478 (0.06)
			$(0, 7, 0, 1, 0, 0)$	16.467 (0.13)

Table VI: Comparison of the masses (in GeV) of different states of the  $bbb$  baryon obtained using the three-body and the quark-diquark approaches. The total isospin is  $I = 0$ . The relative differences (%) between the two models are indicated in parentheses. The first number in the 4th column is the coefficient of the state, or the coefficient of the combination of states, computed with the three-body approach. The numbers in the square brackets are the computed coefficients ensuring a good global symmetry in the three-body approach.

Similar situations appear for  $nnn$  baryons, as can be seen on Table VII. But relative differences are greater than for  $bbb$  baryons. This is due to the fact that relative errors are computed with the baryon mass  $M_B$  and not with the binding energy  $E_B = M_B - 3m_q$ . Disagreements are similar for  $E_B$  in  $bbb$  and  $nnn$  baryons, but the presence of  $3m_b$  in the mass  $M_B$  reduces the relative errors. We nevertheless prefer to look at the masses because this quantity is observable and because the quark masses are also parameters of the model. A source of error can also be due to a too simple treatment of the spin-colour interactions. Indeed, the  $I = S = 1/2$  state with a mix of attractive and repulsive spin-colour interactions presents the largest errors. This will be discussed in the conclusion. Reasonable masses are found in the quark-diquark approach for  $L = 0$  states, although these systems do not contain a compact diquark, as can be seen in Fig. 4.

Tables VIII and IX present the results for  $bbn$  and  $nbn$  baryons, respectively. Again, relative errors between the three-body and the quark-diquark approaches are small. But, as no global symmetry on the three quarks is required for these systems, new situations appear. The diquark compactness impact on the baryon masses can then be studied from a different perspective. To this end, we consider the  $L = 8$  states of  $bbn$  and  $nbn$ , seeing that the former presents an extended diquark and the latter a compact one. We could expect a better correspondence between the quark-diquark and three-body masses for  $nbn$ , but the results clearly show that it is not the case. Indeed, the relative difference in masses for the extended diquark is lower (1.0%) than for the compact diquark (2.4 – 3.4%). These observations indicate that the diquark compactness does not guarantee a better accuracy for the quark-diquark approximation.

## VI. CONCLUSION

In this paper, we have examined the validity of the quark-diquark approximation within the framework of a QCD-inspired potential quark model. For this purpose, masses of various baryons have been computed with a semi-relativistic three-body Hamiltonian and compared with the masses obtained in a quark-diquark approximation scheme

$L$	$S$	$I$	Approach	Dominant State	Mass
0	$\frac{3}{2}$	$\frac{3}{2}$	3-body	0.94(0, 0, 0, 0, 1, 1)	1.226
			quark-diquark	(0, 0, 0, 0, 1, 1)	1.267 (3.3)
0	$\frac{1}{2}$	$\frac{1}{2}$	3-body	$0.89 [\frac{1}{\sqrt{2}}(0, 0, 0, 0, 0, 0) + \frac{1}{\sqrt{2}}(0, 0, 0, 0, 1, 1)]$	0.954
			quark-diquark	(0, 0, 0, 0, 0, 0)	1.075 (12.7)
				(0, 0, 0, 0, 1, 1)	1.146 (20.1)
8	$\frac{1}{2}$	$\frac{1}{2}$	3-body	$-0.91 [-0.58(0, 0, 0, 8, 0, 0) - 0.48(0, 6, 0, 2, 1, 1) + \dots]$	3.479
			quark-diquark	(0, 0, 0, 8, 0, 0)	3.666 (5.4)
				(0, 6, 0, 2, 1, 1)	3.627 (4.3)

Table VII: Same as Table VI but for  $nnn$ . The total isospin  $I$  is indicated in the third column.

$L$	$S$	Approach	Dominant State	Mass
0	$\frac{3}{2}$	3-body	0.92(0, 0, 0, 0, 1, 0)	10.224
		quark-diquark	(0, 0, 0, 0, 1, 0)	10.359 (1.3)
0	$\frac{1}{2}$	3-body	0.92(0, 0, 0, 0, 1, 0)	10.188
		quark-diquark	(0, 0, 0, 0, 1, 0)	10.337 (1.5)
8	$\frac{1}{2}$	3-body	$-0.97(0, 8, 0, 0, 1, 0)$	11.922
		quark-diquark	(0, 8, 0, 0, 1, 0)	12.040 (1.0)

Table VIII: Same as Table VI but for  $bbn$  and  $I = 1/2$ .

of the same Hamiltonian. We focused on baryons composed of  $n$  ( $u$  or  $d$ ) and  $b$  quarks to study the influence of masses. Ground states and  $L = 8$  states are studied to assess the influence of the angular momentum. Other possible quark contents or intermediate angular momenta have not been considered to lighten the paper. We think that the extreme cases studied here are sufficient to draw relevant conclusions.

The main result is that good baryon masses can be computed within the quark-diquark approximation using parameters coming from a three-body model if the size of the diquark is taken into account with a physically appropriate density of quarks. We do not conclude that quark-diquark calculations are irrelevant if the size of the diquark is not taken into account or if it is taken into account in a different way than ours. It is possible to obtain good results if the parameters of the quark-diquark approximation used are properly fitted. This has been shown in numerous studies. The internal structure of baryons is not so well reproduced within our quark-diquark approximation. It is probably necessary to adapt the definition of observables to the peculiarities of the quark-diquark structure in order to obtain good results for the corresponding observables. But this is beyond the scope of this work.

We also showed that a diquark must not necessarily be a compact object to obtain good baryon masses. If the diquark quantum numbers are properly identified for a given baryon and its density correctly taken into account, the mass of the three-body system can be well reproduced, even if the size of the diquark is greater than the mean distance between the third quark and the diquark. These results are in agreement with the conclusions of [12], showing that the separation between the two quarks in the diquark cannot be neglected. In this last paper, it is also shown that the use of the meson exchanges of the chiral quark model replacing the one gluon exchanges used in our paper just

$L$	$S$	$I$	Approach	Dominant State	Mass
0	$\frac{3}{2}$	1	3-body	0.94(0, 0, 0, 0, 1, 1)	5.837
			quark-diquark	(0, 0, 0, 0, 1, 1)	5.866 (0.5)
0	$\frac{1}{2}$	1	3-body	-0.94(0, 0, 0, 0, 1, 1)	5.812
			quark-diquark	(0, 0, 0, 0, 1, 1)	5.852 (0.7)
0	$\frac{1}{2}$	0	3-body	-0.93(0, 0, 0, 0, 0, 0)	5.583
			quark-diquark	(0, 0, 0, 0, 0, 0)	5.719 (2.4)
8	$\frac{1}{2}$	0	3-body	-0.97(0, 0, 0, 8, 0, 0)	7.638
			quark-diquark	(0, 0, 0, 8, 0, 0)	7.896 (3.4)

Table IX: Same as Table VII but for  $nnb$ .

slightly increases the diquark size in most systems.

These results may be useful for studies of more complex systems, such as tetraquarks [5], pentaquarks [8], hexaquarks [25], and even hybrid baryons [26], where substructures like diquarks or triquarks are considered. Nevertheless, our model can be improved. We have identified three points of concern. In a quark-diquark system, the Pauli principle is partially lost for three identical particles. This problem can be solved by allowing a mixing of configurations for the diquark instead of a unique frozen state. This is possible since the mixing coefficient can be computed with the group theory.

It is also the case when a  $qqQ$  system is studied with a  $(qQ)$ - $q$  substructure instead of  $(qq)$ - $Q$ , as it is always done in this work. This last problem seems relevant to study, since we have some indications that a  $(nb)$ - $n$  configuration could be energetically more favourable than a  $(nn)$ - $b$  one. To examine this problem in detail, it is first necessary to generalise our quark density to the case of two different particles. Calculations are feasible but will be more complicated because, in this case, the position of the centre of mass of two different quarks depends on the momentum of the quarks.

A third possible improvement is to better take into account the spin-colour contribution. Our way of computing this interaction between the quark and the diquark is equivalent to considering that the two spins inside the diquark are simply added. A better way may be to compute the colour-magnetic moment of the diquark, taking into account its internal structure. Several possibilities can be investigated [7, 27].

- 
- [1] E. Klempt and J.-M. Richard, *Rev. Mod. Phys.* **82**, 1095 (2010).
  - [2] M. Anselmino, *Rev. Mod. Phys.* **65**, 1199 (1993).
  - [3] M. Yu. Barabanov, M. A. Bedolla, W. K. Brooks, G. D. Cates, C. Chen, Y. Chen, E. Cisbani, M. Ding, G. Eichmann, R. Ent, et al., *Progress in Particle and Nuclear Physics* **116**, 103835 (2021).
  - [4] M. Gell-Mann, *Phys. Lett.* **8**, 214 (1964).
  - [5] M. V. Carlucci, F. Giannuzzi, G. Nardulli, M. Pellicoro, and S. Stramaglia, *Eur. Phys. J. C* **57**, 569 (2008).
  - [6] F. Giannuzzi, *Phys. Rev. D* **79**, 094002 (2009).
  - [7] A. Majethiya, K. Thakkar, and P. C. Vinodkumar, *Chin. J. Phys.* **54**, 495 (2016).
  - [8] F. Giannuzzi, *Phys. Rev. D* **99**, 094006 (2019).
  - [9] A. Torcato, A. Arriaga, G. Eichmann, and M. T. Peña, *Few-Body Syst.* **64**, 45 (2023).
  - [10] M. Farhadi, S. M. Moosavi Nejad, and A. Armat, *Few-Body Syst.* **64**, 75 (2023).
  - [11] S. Fleck, B. Silvestre-Brac, and J. M. Richard, *Phys. Rev. D* **38**, 1519 (1988).
  - [12] X. Zhu, H. Huang, and J. Ping, *Particles* **8**, 83 (2025).
  - [13] B. Silvestre-Brac, R. Bonnaz, C. Semay, and F. Brau (2020), Internal Report ISN-00-66 arXiv:2003.11028.
  - [14] C. Chevalier and S. Youcef Khodja, *Few-Body Syst.* **65**, 86 (2024).
  - [15] D. Baye, *Phys. Rep.* **565**, 1 (2015).
  - [16] R. K. Bhaduri, L. E. Cohler, and Y. Nogami, *Nuovo Cimento A* **65**, 376 (1981).
  - [17] W. Lucha, F. F. Schöberl, and D. Gromes, *Physics Reports* **200**, 127 (1991).
  - [18] S. Capstick and N. Isgur, *Phys. Rev. D* **34**, 2809 (1986).
  - [19] L. Theußl, R. Wagenbrunn, B. Desplanques, and W. Plessas, *Eur. Phys. J. A* **12**, 91 (2001).
  - [20] T. Melde, W. Plessas, and B. Sengl, *Phys. Rev. D* **77**, 114002 (2008).
  - [21] V. U. Nazarov, *Phys. Rev. B* **87**, 165125 (2013).
  - [22] C. Semay, D. Baye, M. Hesse, and B. Silvestre-Brac, *Phys. Rev. E* **64**, 016703 (2001).
  - [23] M. Abramowitz and I. A. Stegun, *Handbook of Mathematical Functions: With Formulas, Graphs, and Mathematical Tables* (Dover Publications Inc, New York, 1964).
  - [24] D. A. Varshalovich, A. N. Moskalev, and V. K. Khersonskii, *Quantum Theory Of Angular Momentum* (World Scientific Publishing Company, Singapour, 1988).
  - [25] H.-T. An, S.-Q. Luo, and X. Liu, *Phys. Rev. D* **112**, 054041 (2025).
  - [26] L. Cimino, C. T. Willemyns, and C. Semay, *Phys. Rev. D* **110**, 034032 (2024).
  - [27] D. B. Lichtenberg, W. Namgung, J. G. Wills, and E. Predazzi, *Z. Phys. C - Particles and Fields* **19**, 19 (1983).



### Appendix A: Characteristic distances results

$L$	$S$	Approach	Dominant state	$\langle\rho\rangle$ or $r_{qq}$	$\langle\lambda\rangle$ or $r_{Dq}$
0	$\frac{3}{2}$	3-body	$-0.92(0, 0, 0, 0, 1, 0)$	0.742	0.644
		quark-diquark	$(0, 0, 0, 0, 1, 0)$	1.052 (41.8)	0.743 (15.4)
8	$\frac{1}{2}$	3-body	$0.86 [0.57(0, 0, 0, 8, 1, 0)$ $-0.54(0, 7, 0, 1, 0, 0) + \dots]$	3.260	2.951
			$(0, 0, 0, 8, 1, 0)$	1.052 (67.7)	4.364 (47.9)
		quark-diquark	$(0, 7, 0, 1, 0, 0)$	5.716 (75.3)	1.775 (39.9)

Table X: Comparison of the characteristic distances (in  $\text{GeV}^{-1}$ ) of different states of the  $bbb$  baryon obtained using the three-body,  $\langle\rho\rangle$  and  $\langle\lambda\rangle$ , and the quark-diquark approaches,  $r_{qq}$  and  $r_{Dq}$ . The total isospin is  $I = 0$ . The relative differences (%) between the two models are indicated in parentheses. The first number in the 4th column is the coefficient of the state, or the coefficient of the combination of states, computed with the three-body approach. The numbers in the square brackets are the computed coefficients ensuring a good global symmetry in the three-body approach.

$L$	$S$	$I$	Approach	Dominant state	$\langle\rho\rangle$ or $r_{qq}$	$\langle\lambda\rangle$ or $r_{Dq}$
0	$\frac{3}{2}$	$\frac{3}{2}$	3-body	$0.94(0, 0, 0, 0, 1, 1)$	2.685	2.329
			quark-diquark	$(0, 0, 0, 0, 1, 1)$	3.495 (30.2)	2.478 (6.4)
0	$\frac{1}{2}$	$\frac{1}{2}$	3-body	$0.89 [\frac{1}{\sqrt{2}}(0, 0, 0, 0, 0, 0)$ $+\frac{1}{\sqrt{2}}(0, 0, 0, 0, 1, 1)]$	2.186	1.900
				$(0, 0, 0, 0, 0, 0)$	2.800 (28.1)	2.345 (23.4)
			quark-diquark	$(0, 0, 0, 0, 1, 1)$	3.495 (59.9)	2.261 (19.0)
8	$\frac{1}{2}$	$\frac{1}{2}$	3-body	$-0.91 [-0.58(0, 0, 0, 8, 0, 0)$ $-0.48(0, 6, 0, 2, 1, 1)]$	5.915	5.297
				$(0, 0, 0, 8, 0, 0)$	2.800 (52.7)	8.141 (53.7)
			quark-diquark	$(0, 6, 0, 2, 1, 1)$	10.210 (72.6)	4.322 (18.4)

Table XI: Same as Table X but for  $nnn$ . The total isospin  $I$  is indicated in the third column.

$L$	$S$	Approach	Dominant state	$\langle\rho\rangle$ or $r_{qq}$	$\langle\lambda\rangle$ or $r_{Dq}$
0	$\frac{3}{2}$	3-body	0.92(0, 0, 0, 0, 1, 0)	0.917	1.407
		quark-diquark	(0, 0, 0, 0, 1, 0)	1.052 (14.7)	1.691 (20.2)
0	$\frac{1}{2}$	3-body	0.92(0, 0, 0, 0, 1, 0)	0.905	1.352
		quark-diquark	(0, 0, 0, 0, 1, 0)	1.052 (16.2)	1.657 (22.3)
8	$\frac{1}{2}$	3-body	-0.97(0, 8, 0, 0, 1, 0)	4.901	2.384
		quark-diquark	(0, 8, 0, 0, 1, 0)	6.187 (26.2)	2.522 (5.8)

Table XII: Same as Table X but for  $bbn$  and  $I = 1/2$ .

$L$	$S$	$I$	Approach	Dominant state	$\langle\rho\rangle$ or $r_{qq}$	$\langle\lambda\rangle$ or $r_{Dq}$
0	$\frac{3}{2}$	1	3-body	0.94(0, 0, 0, 0, 1, 1)	2.286	1.480
			quark-diquark	(0, 0, 0, 0, 1, 1)	3.495 (52.9)	1.639 (10.7)
0	$\frac{1}{2}$	1	3-body	-0.94(0, 0, 0, 0, 1, 1)	2.250	1.446
			quark-diquark	(0, 0, 0, 0, 1, 1)	3.495 (55.3)	1.623 (12.2)
0	$\frac{1}{2}$	0	3-body	-0.93(0, 0, 0, 0, 0, 0)	1.706	1.269
			quark-diquark	(0, 0, 0, 0, 0, 0)	2.800 (64.1)	1.588 (25.1)
8	$\frac{1}{2}$	0	3-body	-0.97(0, 0, 0, 8, 0, 0)	2.007	5.877
			quark-diquark	(0, 0, 0, 8, 0, 0)	2.800 (39.5)	6.423 (9.3)

Table XIII: Same as Table XI but for  $nnb$ .