

Rotation angles of a rotating disc as the holonomy of the Hopf fibration

Takuya Matsumoto

Department of Applied Physics, Faculty of Engineering, University of Fukui, 3-9-1 Bunkyo, Fukui-shi, Fukui 910-8507, Japan

Department of Fundamental Engineering for Knowledge-Based Society, Graduate School of Engineering, University of Fukui, 3-9-1 Bunkyo, Fukui-shi, Fukui 910-8507, Japan

E-mail: takuyama@u-fukui.ac.jp

Abstract

This article investigates a simple kinematical model of a disc (Disc B) rolling on the edge of a fixed disc (Disc A) to study the geometric nature of rotation. The total rotation angle Δ of Disc B after one cycle is decomposed into a dynamical phase Δ_d and a geometric phase Δ_g . The paper's main contribution is to demonstrate that this geometric phase can be essentially described as the $U(1)$ holonomy of the Hopf fibration with the canonical connection. By using a Gauss map to represent the disc's motion as a curve on a two-sphere (S^2), the work connects the physical rotation to the underlying geometry of the Hopf fiber bundle $S^3 \rightarrow S^2$ and clarifies the origin of the geometric phase.

Contents

1	Introduction and summary	1
2	The model: Rotation angles of a rotating disc	3
3	Hopf fibration	8
3.1	Definition of the Hopf fibration	9
3.2	Canonical connection	11
3.3	Horizontal and vertical subspaces	13
3.4	Horizontal lift and parallel displacement	16
4	Rotation angle as the holonomy	18
4.1	Geometric phase and $U(1)$ holonomy	18
4.2	Geometric phase as the coordinate of $U(1)$ fiber	20
A	Diffeomorphism from S^2 to \mathbb{CP}^1	26

1 Introduction and summary

This article provides a detailed mathematical exploration of a simple kinematical model named “*Rotation angles of a rotating disc*” to elucidate the concept of a geometric phase, which is the universal and interdisciplinary phenomena in physics [1, 2, 3, 4, 5, 6]. The primary goal is to interpret the rotation angle of the disc as the holonomy of the Hopf fibration. This clarifies the geometric significance of its components. Hence, our model is a typical model that exhibits the geometric phase in a simple setup.

The physical model The setup involves two discs (Disc A and B) in a three-dimensional space \mathbb{R}^3 . Disc A is a fixed disc with radius a , centered at the origin on the $z = 0$ plane (the xy -plane), while Disc B with radius b is another disc that rolls on the edge of Disc A without slipping. The position of Disc B is determined by two parameters: the angle θ , which indicates the point of contact on Disc A’s circumference, and the angle β between Disc B and xy -plane. The motion is described over a time interval $t \in [0, 1]$, during which Disc B starts from an initial configuration and returns to the same position at $t = 1$.

The central question and decomposition of rotation angle The core question this paper seeks to answer is as follows: “How much does the disc B rotate in this motion from $t = 0$ to $t = 1$?” The total rotation angle, denoted as Δ , is shown to be decomposable into two distinct parts, the *dynamical phase* (Δ_d) and *geometric phase* (Δ_g). The former Δ_d is the component depending on the ratio of the radii of Disc A and B, that is, $\Delta_d = 2\pi a/b$

for one cycle motion. While, the latter Δ_g depends purely on the geometric motion of Disc B as a rigid body in \mathbb{R}^3 . The article presents explicit formulas for both phases, but notes that the geometric meaning of the formula (2.4) for Δ_g is initially opaque and requires further elaboration.

Geometric interpretation via Gauss map To unravel the geometric meaning, this study introduces a *Gauss map*. This map associates the orientation of Disc B with a unit normal vector, $g(\theta, \beta) \in S^2 \subset \mathbb{R}^3$. As Disc B completes its cyclic motion, the tip of this vector traces an oriented closed curve, denoted by γ , on the surface of a unit two-sphere (S^2). The geometric phase Δ_g is then expressed in terms of geometric properties of this curve γ . It is given by the impressive formula,

$$\Delta_g = A_+ - 2\pi I_+, \quad (1.1)$$

where A_+ is the area enclosed by the curve on the sphere, and I_+ is a *topological number* representing the number of poles enclosed by $\gamma(\epsilon)$, a regularized version of the curve.

The Hopf fibration and holonomy The main theoretical development of the paper comparing to our previous work [8] is to connect this geometric phase to the underlying mathematical structure, the *Hopf fibration*. The Hopf fibration describes the three-sphere (S^3) as a principal fiber bundle over S^2 with a $U(1)$ fiber. The article demonstrates that the geometric phase can be understood as the $U(1)$ *holonomy* $\tau(\gamma)$ of the Hopf fibration associated with the Gauss curve γ . The Key ingredient is the *canonical connection* ω in Def.-Prop. 3.4, which determines the horizontal lift of the Gauss curve. The main theorem of this study is as follows.

Main Theorem (Thm. 4.1). *Let γ be a smooth Gauss curve on \mathbb{CP}^1 associated with the motion (M). The geometric phase Δ_g and the holonomy $\tau(\gamma)$ are related as*

$$\tau(\gamma) = \exp(i\Delta_g). \quad (1.2)$$

This powerful re-framing provides a deep and elegant geometric interpretation of the rotation angle which was not apparent from the initial kinematical formulas (2.4).

On the other hand, the expression (1.2) conceals the contribution of the topological index I_+ appearing in (1.1). This issue is addressed in § 4.2. Denoting the geometric phase at $t \in [0, 1]$ by $\Delta_g(t)$, this quantity can be identified with the fiber coordinate $\exp(i\varphi(t)) \in U(1)$ as claimed in Thm. 4.2,

$$\Delta_g(t) = \varphi(t) - \varphi(0). \quad (1.3)$$

Hence, it is natural to regard the geometric phase $\Delta_g(t)$ as living in the covering space \mathbb{R} over the $U(1)$ fiber. Schematically, this picture is captured as the follow diagram,

$$\begin{array}{ccc}
\mathbb{Z} & \longrightarrow & \mathbb{R} \ni \Delta_g(t) \\
& & \downarrow p \\
U(1) & \longrightarrow & S^3 \\
& & \downarrow \pi \\
& & S^2
\end{array} \tag{1.4}$$

where $p : \mathbb{R} \rightarrow U(1)$, $x \mapsto \exp(ix)$ is the covering map with $\ker p = 2\pi i\mathbb{Z}$, and $\pi : S^3 \rightarrow S^2$ is the Hopf map.

Contents The remainder of this paper is organized as follows. In § 2, we setup the model named as *Rotation angles of a rotating disc*. § 3 is devoted to collect basic materials of the Hopf fibration, including the definition (§ 3.1), the canonical connection (§ 3.2), the decomposition of S^3 into the horizontal and vertical subspaces (§ 3.3), and the notion of parallel displacement (§ 3.4). In § 4, we demonstrate the geometric phase of the rotation angle can be described as the $U(1)$ holonomy of the Hopf fibration (§ 4.1). We shall also comment that the geometric phase Δ_g is naturally considered as an element of the covering space \mathbb{R} rather than the fiber $U(1)$ (§ 4.2). In App. A, we explicitly present a diffeomorphism of S^2 and \mathbb{CP}^1 .

2 The model: Rotation angles of a rotating disc

In this section, we introduce a simple kinematical model¹, which we refer to as “*Rotation angles of a rotating disc*,” and summarize some of the results obtained for the model in [8].

¹This model was initially proposed as one of the common problems for the 32nd Japan Mathematics Contest and the 25th Japan Junior Mathematics Contest [7].

Rotation angles of a rotating disc

Consider a disc A with the radius $a > 0$ on $z = 0$ plane (*i.e.* xy -plane) in three-dimensional space \mathbb{R}^3 and the center is located at the origin. Set another disc B in \mathbb{R}^3 with the radius $b > 0$ so that it contacts disc A at $(a \cos \theta, a \sin \theta, 0) \in \mathbb{R}^3$ with $\theta \in \mathbb{R}$. Suppose that the perpendicular line through the center of disc B must be parallel to or crosses the z -axis at some point. Denote the angle between $z = 0$ plane and the disc B by β^a , and suppose that $0 \leq \beta \leq \pi$, see Fig.1. The position of disc B is determined entirely by two parameters, θ and β .

Let disc B rotate on the edge of disc A without any slipping.

Introduce the time parameter $t \in [0, 1] \subset \mathbb{R}$ to describe this motion, and regard the angle variables θ, β are continuous functions of t . Then, the position of the rigid body, disc B, is determined by the map

$$(\theta, \beta) : [0, 1] \rightarrow \mathbb{R} \times [0, \pi], \quad t \mapsto (\theta(t), \beta(t)). \quad (\text{M})$$

Set $\theta(0) = 0$. Starting at $t = 0$, disc B returns to its initial position at $t = 1$. That is

$$\theta(1) = 2\pi n \quad \text{with} \quad n \in \mathbb{Z}, \quad \beta(1) = \beta(0). \quad (\text{T})$$

We shall call the integer $\theta(1)/2\pi = n$ the *topological number*.

^aComparing to our previous work [8], the definition of β is changed as $\beta_{[\text{here}]} = \pi - \beta_{[8]}$.

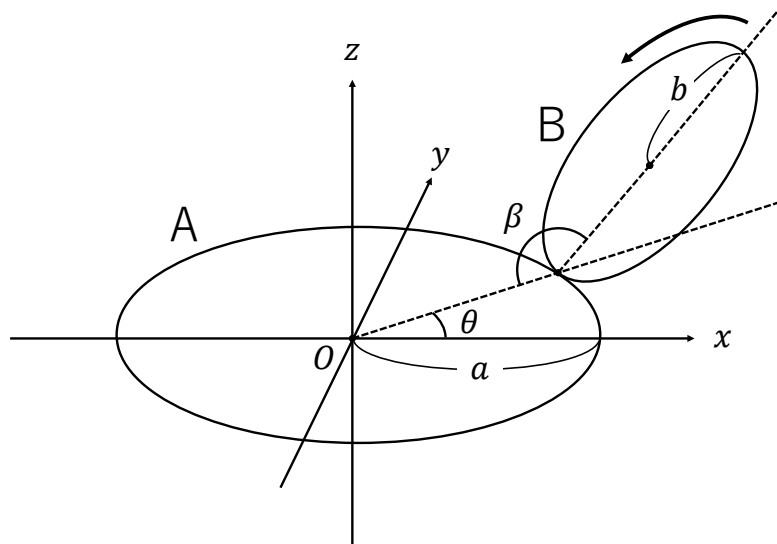


Figure 1: Disc A is fixed on xy -plane and disc B rolls on the edge of the disc A without slipping.

Remark 2.1. For the functions $\theta(t), \beta(t)$, it is supposed to meet the following conditions.

1. The continuous functions $\theta(t), \beta(t)$ satisfy the *Lipschitz condition*. That is, for any $t_1, t_2 \in [0, 1]$, there exists a positive constant C_f such that

$$|f(t_1) - f(t_2)| \leq C_f |t_1 - t_2|, \quad (2.1)$$

where f is either θ or β .

2. Both $\theta(t)$ and $\beta(t)$ are differentiable except finite number of points on $(0, 1)$. The derivatives $\theta'(t), \beta'(t)$ are piecewise continuous on $[0, 1]$.

These two conditions are physically natural. Since $t \in [0, 1]$ is an auxiliary parameter to describe the motion (M), it is always possible to assume that $\theta(t), \beta(t)$ satisfy the above conditions.

Our interest lies in the following question.

Question

How much does the disc B rotate in this motion from $t = 0$ to $t = 1$? Define and determine the rotation angle Δ .

The answer to this question was provided by [8].

Definition-Theorem 2.2 ([8]). *The total rotation angle Δ of disc B is decomposed into the sum of the dynamical phase Δ_d and the geometric phase Δ_g ,*

$$\Delta = \Delta_d + \Delta_g, \quad (2.2)$$

and they are respectively given by

$$\Delta_d = \frac{2\pi na}{b} \quad (\text{Dynamical phase}), \quad (2.3)$$

$$\Delta_g = - \int_0^1 \cos \beta(t) \frac{d\theta(t)}{dt} dt \quad (\text{Geometric phase}). \quad (2.4)$$

Though the above theorem gives us an explicit formula for the geometric phase, the geometric meaning is opaque. We elaborate on this point in the following subsections.

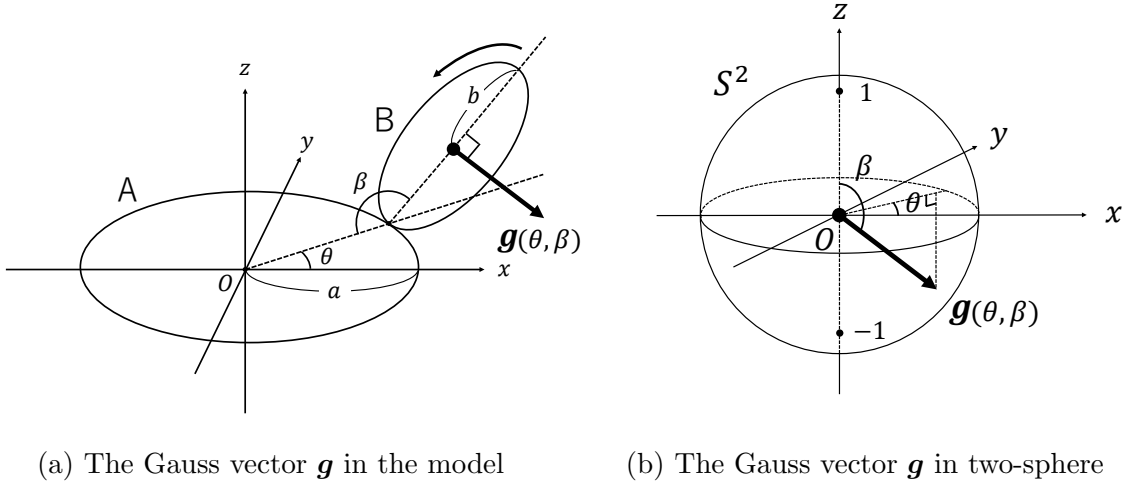


Figure 2: The Gauss map \mathbf{g} from the model (a) to two-sphere (b)

Gauss map

First, we introduce the unit normal vector of disc B by *the Gauss map*, which detects the motion of disc B. We assume that two-sphere S^2 is embedded in \mathbb{R}^3 as

$$S^2 = \{ x^2 + y^2 + z^2 = 1 \mid \begin{pmatrix} x \\ y \\ z \end{pmatrix} \in \mathbb{R}^3 \} \subset \mathbb{R}^3.$$

Definition 2.3 (Gauss map). For the two parameters (θ, β) in the motion (M), define *the Gauss map* from $\mathbb{R} \times [0, \pi]$ to two-sphere S^2 by²

$$\mathbf{g} : \mathbb{R} \times [0, \pi] \rightarrow S^2 \subset \mathbb{R}^3, \quad (\theta, \beta) \mapsto \mathbf{g}(\theta, \beta) = \begin{pmatrix} \sin \beta \cos \theta \\ \sin \beta \sin \theta \\ \cos \beta \end{pmatrix}. \quad (2.5)$$

The vector $\mathbf{g}(\theta, \beta)$ is called *the Gauss vector*.

The Gauss vector is geometrically realized both in the rotating model and two-sphere as in Fig. 2a and Fig. 2b, respectively.

Note that $\mathbf{g}(\theta, \beta)$ is a unit vector and perpendicular to disc B. By composing the motion (M) and the Gauss map (2.5), the Gauss vector could be regarded as a function of $t \in [0, 1]$,

$$\mathbf{g} : [0, 1] \rightarrow S^2, \quad t \mapsto \mathbf{g}(t) = \begin{pmatrix} \sin \beta(t) \cos \theta(t) \\ \sin \beta(t) \sin \theta(t) \\ \cos \beta(t) \end{pmatrix}. \quad (2.6)$$

²The range of the angle variable β is restricted in $[0, \pi]$ in our paper. If we relax this condition from $[0, \pi]$ to $[0, 2\pi]$, we may need to consider a torus T^2 rather than a sphere S^2 as the target space of the Gauss map. The geometric phases on a torus are investigated in [13].

We also refer to the map in (2.6) as the Gauss map.

Because of $\mathbf{g}(1) = \mathbf{g}(0)$, the Gauss map defines the oriented closed curve γ on S^2 associated with the given motion (M) by

$$\gamma = \{ \mathbf{g}(t) \in S^2 \mid t \in [0, 1] \} \subset S^2. \quad (2.7)$$

The orientation of γ is induced from that of the parameter $t \in [0, 1]$ such as from $t = 0$ to $t = 1$. The curve γ is said to be *simple* if it does not intersect with itself.

The regularized curve

Second, though the Gauss map (2.6) detects the motion of the rotating disc, it does not move when the disc is in the xy plane, which corresponds to $\beta = 0, \pi$. To resolve this incompleteness, we introduce the following regularization. For a sufficiently small $\epsilon \in (0, \pi/8)$, which plays the role of *cut-off*, define the regularized angular coordinate by

$$\begin{aligned} \beta_\epsilon : [0, 1] &\rightarrow [\epsilon, \pi - \epsilon], \quad t \mapsto \beta_\epsilon(t), \\ \beta_\epsilon(t) &= \begin{cases} \epsilon & (0 \leq \beta(t) \leq \epsilon) \\ \beta(t) & (\epsilon < \beta(t) < \pi - \epsilon) \\ \pi - \epsilon & (\pi - \epsilon \leq \beta(t) \leq \pi) \end{cases} \end{aligned} \quad (2.8)$$

The regularized Gauss vector is then given by replacing $\beta(t)$ by $\beta_\epsilon(t)$ as

$$\mathbf{g}_\epsilon : [0, 1] \rightarrow S^2 - \{0, 0, \pm 1\}, \quad t \mapsto \mathbf{g}_\epsilon(t) = \begin{pmatrix} \sin \beta_\epsilon(t) \cos \theta(t) \\ \sin \beta_\epsilon(t) \sin \theta(t) \\ \cos \beta_\epsilon(t) \end{pmatrix}. \quad (2.9)$$

Definition 2.4 (Regularized Gauss curve). The *regularized Gauss curve* is defined by the orbit of the regularized Gauss vector,

$$\gamma(\epsilon) = \{ \mathbf{g}_\epsilon(t) \in S^2 - \{(0, 0, \pm 1)\} \mid t \in [0, 1] \} \subset S^2 - \{(0, 0, \pm 1)\}. \quad (2.10)$$

The point is that the curve $\gamma(\epsilon)$ dodges the poles $(0, 0, \pm 1)$, though the undeformed curve γ does not in general. By taking $\epsilon \rightarrow 0$, it continuously reduces to the original Gauss curve,

$$\gamma(\epsilon) \rightarrow \gamma. \quad (2.11)$$

The significance of $\gamma(\epsilon)$ is that it correctly reflects the topological indices I_\pm as we will see later.³ Adopting this regularization, we could rewrite the geometric phase (2.4) in terms of the line integral, as follows:

³For the detail argument, see Remark 3.7 in [8].

Proposition 2.5 ([8]). *The geometric phase for the motion (M) is given by the limit of the line integral along the regularized curve $\gamma(\epsilon)$ in (2.10),*

$$\Delta_g = -\lim_{\epsilon \rightarrow 0} \int_{\gamma(\epsilon)} \cos \beta_\epsilon d\theta \quad (2.12)$$

Furthermore, the geometric meaning of the above line integral has been revealed in [8]. Denote by A_+ (A_-) the area enclosed by the Gauss curve γ on the left (right), and by I_+ (I_-) $\in \{0, 1, 2\}$ the total number of poles at $(0, 0, \pm 1) \in S^2$ enclosed by the regularized Gauss curve $\gamma(\epsilon)$ on the left (right, respectively). By the definitions, they satisfy

$$A_+ + A_- = 4\pi \quad \text{and} \quad I_+ + I_- = 2. \quad (2.13)$$

With these notations, the geometric phase Δ_g is expressed as follows:

Theorem 2.6 (Theorem 3.15 in [8]). *Suppose that the oriented closed curve γ defined in (2.7) is simple. Then, for the motion (M), the geometric phase is given by*

$$\Delta_g = A_+ - 2\pi I_+ = -A_- + 2\pi I_- = \frac{A_+ - A_-}{2} - \pi(I_+ - I_-). \quad (2.14)$$

Together with the dynamical phase Δ_d , The answer to this question is summarized as follows.

Answer for the Question

The rotation angle Δ of the rotating disc B in the motion (M) with the topological condition (T) is given by the sum of the dynamical phase Δ_d and the geometric phase Δ_g as follows,

$$\Delta = \Delta_d + \Delta_g \quad \text{with} \quad \Delta_d = \frac{2\pi na}{b}, \quad \Delta_g = A_+ - 2\pi I_+. \quad (2.15)$$

Here, A_+ is the area of the region surrounded by the curve γ in (2.7) which is supposed to be simple, and $I_+ \in \{0, 1, 2\}$ is a number of the poles enclosed by the regularized curve $\gamma(\epsilon)$ in (2.10) on the left side. See also Fig. 3.

3 Hopf fibration

In this section, we shall review the definition of the Hopf fibration in § 3.1 and fix some conventions for subsequent arguments. In particular, the *canonical connection* in § 3.2 is important because it will be used to introduce the *horizontal* and *vertical* subspaces in § 3.3, and define the parallel displacement in § 3.4. The main references in this section are [9, 10, 11, 12].

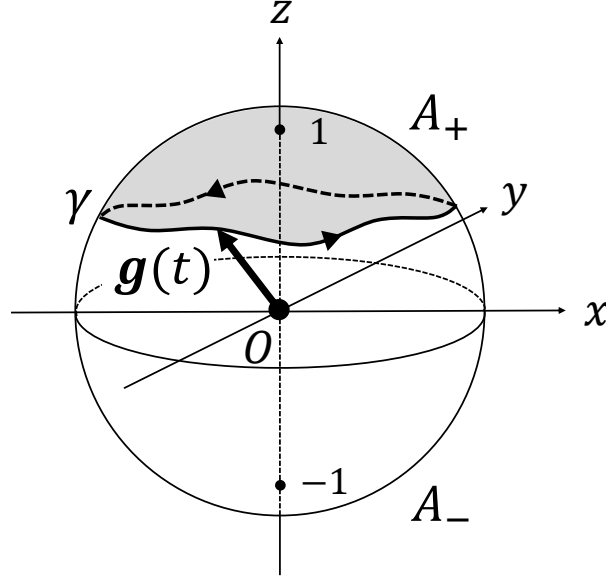


Figure 3: The curve $\gamma \subset S^2$ is the orbit of the Gauss vector $\mathbf{g}(t)$ whose orientation is induced by the parameter t . $A_+(A_-)$ is the area enclosed by γ on the left (right) side of the figure. The topological index $I_+(I_-)$ is the number of poles at $(0, 0, \pm 1) \in S^2$ contained in γ on the left (right) side. The above picture corresponds to the case $I_+ = I_- = 1$.

3.1 Definition of the Hopf fibration

The *Hopf fibration* [12] is a principal fiber bundle equipped with $U(1)$ fiber embedded in the total space S^3 and the projection called the *Hopf map* $\pi : S^3 \rightarrow S^2$, *i.e.*,

$$S^1 \hookrightarrow S^3 \xrightarrow{\pi} S^2. \quad (3.1)$$

To be more precise, define the three-sphere S^3 by

$$S^3 = \{ (z_1, z_2) \in \mathbb{C}^2 \mid |z_1|^2 + |z_2|^2 = 1 \} \subset \mathbb{C}^2. \quad (3.2)$$

The one-dimensional complex projective space \mathbb{CP}^1 is a quotient space of $\mathbb{C}^2 \setminus \{(0, 0)\}$ by $\mathbb{C}^\times = \mathbb{C} \setminus \{0\}$ action. Namely, the equivalence relation $(z_1, z_2) \sim (w_1, w_2)$ is defined by

$$(z_1, z_2) = (\lambda w_1, \lambda w_2) \quad \text{with} \quad \lambda \in \mathbb{C}^\times. \quad (3.3)$$

We denote a representative of \mathbb{CP}^1 by $[z_1, z_2]$, that is,

$$\mathbb{CP}^1 = \{ [z_1, z_2] \mid (z_1, z_2) \in \mathbb{C}^2 \setminus \{(0, 0)\} \} \subset \mathbb{C}^2. \quad (3.4)$$

The projective space \mathbb{CP}^1 has an atlas $\{(U_1, f_1), (U_2, f_2)\}$ defined by

$$\begin{aligned} f_1 : U_1 &= \{ [z_1, z_2] \mid z_1 \neq 0 \} \rightarrow \mathbb{C}, & f_1([z_1, z_2]) &= \frac{z_2}{z_1}, \\ f_2 : U_2 &= \{ [z_1, z_2] \mid z_2 \neq 0 \} \rightarrow \mathbb{C}, & f_2([z_1, z_2]) &= \frac{z_1}{z_2}. \end{aligned} \quad (3.5)$$

Since $f_1(U_1 \cap U_2) = f_2(U_1 \cap U_2) = \mathbb{C}^\times$, the transition map reads

$$f_2 \circ f_1^{-1} : \mathbb{C}^\times \rightarrow \mathbb{C}^\times, \quad z \mapsto \frac{1}{z}. \quad (3.6)$$

Note that \mathbb{CP}^1 and S^2 are diffeomorphic and the explicit correspondence is summarized in App. A.

Definition 3.1 (Hopf fibration). The *Hopf fibration* $(S^3, \mathbb{CP}^1, \pi, U(1))$ is a principal fiber bundle S^3 over the base manifold $\mathbb{CP}^1 \simeq S^2$ with the structure group $U(1) \simeq S^1$. They satisfy the following definition:

(i) The projection π called the *Hopf map* is defined by

$$\pi : S^3 \subset \mathbb{C}^2 \rightarrow \mathbb{CP}^1, \quad (z_1, z_2) \mapsto [z_1, z_2]. \quad (3.7)$$

(ii) The Lie group $U(1)$ is acting on S^3 from the right side as

$$S^3 \times U(1) \rightarrow S^3, \quad ((z_1, z_2), s) \mapsto (z_1, z_2)s = (z_1s, z_2s). \quad (3.8)$$

The $U(1)$ action on the fiber $\pi^{-1}([z_1, z_2]) \subset S^3$ is *simply transitive*, which means the following two properties:

(ii a) For any $(z_1, z_2) \in S^3$ and $s \in U(1)$, it satisfies $\pi((z_1, z_2)s) = \pi((z_1, z_2))$.

(ii b) If $\pi((z_1, z_2)) = \pi((z'_1, z'_2))$, then there uniquely exists an $s \in U(1)$ such that

$$(z'_1, z'_2) = (z_1, z_2)s. \quad (3.9)$$

(iii) The *section* of the Hopf fibration is defined by

$$\begin{aligned} \sigma_1 : U_1 &\rightarrow \pi^{-1}(U_1), & \sigma_1([z_1, z_2]) &= \frac{(z_1, z_2)|z_1|/z_1}{\sqrt{|z_1|^2 + |z_2|^2}}, \\ \sigma_2 : U_2 &\rightarrow \pi^{-1}(U_2), & \sigma_2([z_1, z_2]) &= \frac{(z_1, z_2)|z_2|/z_2}{\sqrt{|z_1|^2 + |z_2|^2}}. \end{aligned} \quad (3.10)$$

By the definition, the *transition function* can be read as

$$\psi_{12} : U_1 \cap U_2 \rightarrow U(1), \quad \psi_{12}([z_1, z_2]) = \frac{z_1}{|z_1|} \left(\frac{z_2}{|z_2|} \right)^{-1} \quad (3.11)$$

and it satisfies, on $U_1 \cap U_2$,

$$\psi_{12}([z_1, z_2])\psi_{21}([z_1, z_2]) = 1, \quad \sigma_2([z_1, z_2]) = \sigma_1([z_1, z_2])\psi_{12}([z_1, z_2]). \quad (3.12)$$

The total space S^3 of the Hopf fibration could be locally regarded as a direct product of the base manifold \mathbb{CP}^1 and the fiber $U(1)$ due to the *local trivialization* given by

$$\begin{aligned} \phi_1 : \pi^{-1}(U_1) &\rightarrow U_1 \times U(1), \quad \phi_1((z_1, z_2)) = ([z_1, z_2], \frac{z_1}{|z_1|}), \\ \phi_2 : \pi^{-1}(U_2) &\rightarrow U_2 \times U(1), \quad \phi_2((z_1, z_2)) = ([z_1, z_2], \frac{z_2}{|z_2|}). \end{aligned} \quad (3.13)$$

3.2 Canonical connection

Suppose that the hermitian inner product on \mathbb{C}^2 is defined by

$$\langle (z_1, z_2), (w_1, w_2) \rangle = \bar{z}_1 w_1 + \bar{z}_2 w_2 \quad \text{for } (z_1, z_2), (w_1, w_2) \in \mathbb{C}^2, \quad (3.14)$$

where \bar{z} stands for the complex conjugate of $z \in \mathbb{C}$.

Definition 3.2. The *canonical connection* (or Berry-Simon connection) ω_i ($i = 1, 2$) is a $\mathfrak{u}(1) = i\mathbb{R}$ valued one-form on $U_i \subset \mathbb{CP}^1$ defined by

$$\begin{aligned} \omega_1([z_1, z_2]) &= \langle \sigma_1([z_1, z_2]), d\sigma_1([z_1, z_2]) \rangle, \\ \omega_2([z_1, z_2]) &= \langle \sigma_2([z_1, z_2]), d\sigma_2([z_1, z_2]) \rangle. \end{aligned} \quad (3.15)$$

They are explicitly given by

$$\begin{aligned} \omega_1([z_1, z_2]) &= \frac{|z_2|^2}{|z_1|^2 + |z_2|^2} \left[\frac{|z_2|}{z_2} d\left(\frac{z_2}{|z_2|}\right) - \frac{|z_1|}{z_1} d\left(\frac{z_1}{|z_1|}\right) \right], \\ \omega_2([z_1, z_2]) &= \frac{-|z_1|^2}{|z_1|^2 + |z_2|^2} \left[\frac{|z_2|}{z_2} d\left(\frac{z_2}{|z_2|}\right) - \frac{|z_1|}{z_1} d\left(\frac{z_1}{|z_1|}\right) \right]. \end{aligned} \quad (3.16)$$

Proposition 3.3. The canonical connections (Berry-Simon connections) ω_i ($i = 1, 2$) are mutually related by the gauge transformation with the transition function (3.11) on $U_1 \cap U_2$ as

$$\begin{aligned} \omega_2([z_1, z_2]) &= \omega_1([z_1, z_2]) + \psi_{12}([z_1, z_2])^{-1} d\psi_{12}([z_1, z_2]), \\ \omega_1([z_1, z_2]) &= \omega_2([z_1, z_2]) + \psi_{21}([z_1, z_2])^{-1} d\psi_{21}([z_1, z_2]). \end{aligned} \quad (3.17)$$

Proof. Since the second relation follows from the first one, it is sufficient to show the first relation. By the definition of the transition function (3.11), we have

$$\begin{aligned}\psi_{12}([z_1, z_2])^{-1} d\psi_{12}([z_1, z_2]) &= d \log \psi_{12}([z_1, z_2]) = \frac{|z_1|}{z_1} d \left(\frac{z_1}{|z_1|} \right) - \frac{|z_2|}{z_2} d \left(\frac{z_2}{|z_2|} \right) \\ &= \omega_2([z_1, z_2]) - \omega_1([z_1, z_2]).\end{aligned}\quad (3.18)$$

This is the desired relation. \square

In the above proof, we see that the following equality holds on $\pi^{-1}(U_1 \cap U_2)$

$$\omega_1([z_1, z_2]) + \frac{|z_1|}{z_1} d \left(\frac{z_1}{|z_1|} \right) = \omega_2([z_1, z_2]) + \frac{|z_2|}{z_2} d \left(\frac{z_2}{|z_2|} \right). \quad (3.19)$$

In other words, introducing $\mathfrak{u}(1)$ valued one-form on $\pi^{-1}(U_i) \simeq U_i \times U(1)$ by

$$\tilde{\omega}_i((z_1, z_2)) = \omega_i([z_1, z_2]) + \frac{|z_i|}{z_i} d \left(\frac{z_i}{|z_i|} \right), \quad (i = 1, 2) \quad (3.20)$$

we obtain

$$\tilde{\omega}_1((z_1, z_2)) = \tilde{\omega}_2((z_1, z_2)) \quad \text{on} \quad \pi^{-1}(U_1 \cap U_2). \quad (3.21)$$

Thus, the $\mathfrak{u}(1)$ valued one-form ω given as below is globally defined on \mathbb{CP}^1 .

Definition-Proposition 3.4 (Canonical connection). *Define $\mathfrak{u}(1)$ valued one-form on $\pi^{-1}(U_i) \subset S^3$ ($i = 1, 2$) by*

$$\omega((z_1, z_2)) = \omega_i([z_1, z_2]) + \frac{|z_i|}{z_i} d \left(\frac{z_i}{|z_i|} \right). \quad (3.22)$$

Then, one-form ω is globally defined on S^3 . Explicitly, it is given by

$$\begin{aligned}\omega((z_1, z_2)) &= \langle (z_1, z_2), d(z_1, z_2) \rangle \\ &= \frac{1}{2} (\bar{z}_1 dz_1 + \bar{z}_2 dz_2 - z_1 d\bar{z}_1 - z_2 d\bar{z}_2) \quad \text{for} \quad (z_1, z_2) \in S^3.\end{aligned}\quad (3.23)$$

We refer to ω as the canonical connection (or Berry-Simon connection) on S^3 .

Note that the second equality in (3.23) follows by differentiating $\langle (z_1, z_2), (z_1, z_2) \rangle = 1$. Schematically, the connections ω and ω_i ($i = 1, 2$) are related as

$$\omega = \pi^*(\omega_i) \quad \text{and} \quad \sigma_i^*(\omega) = \omega_i. \quad (3.24)$$

3.3 Horizontal and vertical subspaces

The connection one-form ω defined in (3.23) satisfies two important properties, as stated below. For an element of Lie algebra $A \in \mathfrak{u}(1)$, consider the one-parameter subgroup

$$\{ e^{tA} \mid t \in \mathbb{R} \} \subset S^3. \quad (3.25)$$

Let us make this subgroup act on $(z_1, z_2) \in S^3$ from right and define the vector $(A^*)_{(z_1, z_2)} \in T_{(z_1, z_2)}S^3$ as the tangent vector of the orbit $(z_1, z_2)e^{tA}$ at $t = 0$,

$$(A^*)_{(z_1, z_2)} = \frac{d}{dt} ((z_1, z_2)e^{tA}) \Big|_{t=0} = (z_1, z_2)A. \quad (3.26)$$

For $A = i\varphi \in \mathfrak{u}(1)$ with $\varphi \in \mathbb{R}$, it is explicitly read as

$$(A^*)_{(z_1, z_2)} = (z_1, z_2)i\varphi = i\varphi (z_1\partial_{z_1} + z_2\partial_{z_2} - \bar{z}_1\partial_{\bar{z}_1} - \bar{z}_2\partial_{\bar{z}_2}) (z_1, z_2). \quad (3.27)$$

Here, the complex conjugate terms are needed for the reality condition for A^* .

Definition 3.5 (Fundamental vector field). The vector field $A^* \in TS^3$ is said to be the *fundamental vector field* associated with $A = i\varphi \in \mathfrak{u}(1)$. It is explicitly defined by

$$A^* = i\varphi (z_1\partial_{z_1} + z_2\partial_{z_2} - \bar{z}_1\partial_{\bar{z}_1} - \bar{z}_2\partial_{\bar{z}_2}) \quad \text{at} \quad (z_1, z_2) \in S^3. \quad (3.28)$$

We denote the map by $v : \mathfrak{u}(1) \rightarrow TS^3$, $A \mapsto v(A) = A^*$.

For $a \in U(1)$, let us denote the right action on $S^3 \subset \mathbb{C}^2$ by

$$R_a : S^3 \rightarrow S^3, \quad (z_1, z_2) \mapsto R_a(z_1, z_2) = (z_1, z_2)a. \quad (3.29)$$

Proposition 3.6. *The canonical connection ω on S^3 in (3.23) satisfies the following conditions:*

- (a) $\omega(A^*) = A$ for any $A \in \mathfrak{u}(1)$,
- (b) $(R_a)^*\omega = \omega$ for any $a \in U(1)$.

Proof. (a): By the definitions of ω in (3.23) and A^* for $A = i\varphi$ ($\varphi \in \mathbb{R}$) in (3.28), it is directly calculated as

$$\begin{aligned} \omega(A^*) &= \langle (z_1, z_2), A^*(z_1, z_2) \rangle = \langle (z_1, z_2), i\varphi(z_1, z_2) \rangle \\ &= (z_1\bar{z}_1 + z_2\bar{z}_2) i\varphi. \end{aligned} \quad (3.30)$$

Because of $|z_1|^2 + |z_2|^2 = 1$, we obtain $\omega(A^*) = i\varphi = A$.

(b): By the definition of ω in (3.23), we see that

$$\begin{aligned} (R_a)^*\omega((z_1, z_2)) &= \omega((z_1, z_2)a) = \langle (z_1, z_2)a, d(z_1, z_2)a \rangle \\ &= \bar{a}\langle (z_1, z_2), d(z_1, z_2) \rangle a = \bar{a}\omega((z_1, z_2))a. \end{aligned} \quad (3.31)$$

Since $a \in U(1)$ and $\bar{a}a = |a|^2 = 1$, we have $(R_a)^*\omega = \omega$. \square

The following proposition means that the connection one-form ω is a projector of TS^3 onto the subspace, so-called the horizontal subspace.

Definition-Proposition 3.7 (Horizontal and vertical subspaces). *Define the subspaces $H_{(z_1, z_2)}$ and $V_{(z_1, z_2)}$ of $T_{(z_1, z_2)}S^3$ by*

$$\begin{aligned} H_{(z_1, z_2)} &= \text{Ker } \omega = \{ X \in T_{(z_1, z_2)}S^3 \mid \omega(X) = 0 \}, \\ V_{(z_1, z_2)} &= v(\mathfrak{u}(1)) = \{ A^* \in T_{(z_1, z_2)}S^3 \mid A \in \mathfrak{u}(1) \}. \end{aligned} \quad (3.32)$$

These are referred to as the horizontal and vertical subspaces, respectively. Then, it holds that

- (a) $T_{(z_1, z_2)}S^3 = V_{(z_1, z_2)} \oplus H_{(z_1, z_2)}$ (direct sum),
- (b) $(R_a)_*H_{(z_1, z_2)} = H_{(z_1, z_2)a}$ for any $a \in U(1)$.

Proof. (a): By the definition of $v : \mathfrak{u}(1) \rightarrow TS^3$, $A \mapsto A^*$ in (3.28) and the property of ω in Prop. 3.6 (a), the composition map

$$\omega \circ v : \mathfrak{u}(1) \rightarrow TS^3 \rightarrow \mathfrak{u}(1), \quad (\omega \circ v)(A) = \omega(A^*) = A \quad (3.33)$$

is the identity map on $\mathfrak{u}(1)$. Hence, the map v is injective, and ω is surjective. By the definition of $H_{(z_1, z_2)} = \text{Ker } \omega$, we have the following short exact sequence:

$$0 \longrightarrow H_{(z_1, z_2)} \longrightarrow T_{(z_1, z_2)}S^3 \xrightarrow{\omega} \mathfrak{u}(1) \longrightarrow 0. \quad (3.34)$$

By the injectivity of $v : \mathfrak{u}(1) \rightarrow TS^3$, this sequence splits and we have

$$T_{(z_1, z_2)}S^3 = v(\mathfrak{u}(1)) \oplus H_{(z_1, z_2)} = V_{(z_1, z_2)} \oplus H_{(z_1, z_2)}. \quad (3.35)$$

(b): For $a \in U(1)$, an arbitrary $Y \in (R_a)_*H_{(z_1, z_2)}$ could be written as $Y = (R_a)_*X = Xa$ with $X \in H_{(z_1, z_2)}$. By Prop. 3.6 (b), we have

$$\omega(Y) = \omega((R_a)_*X) = ((R_a)^*\omega)(X) = \omega(X) = 0, \quad (3.36)$$

which means that $Y \in H_{(z_1, z_2)a}$ and, hence, $(R_a)_*H_{(z_1, z_2)} \subset H_{(z_1, z_2)a}$. Conversely, for any $Xa \in H_{(z_1, z_2)a}$ with $X \in T_{(z_1, z_2)}S^3$, it holds that

$$0 = \omega(Xa) = \omega((R_a)_*X) = ((R_a)^*\omega)(X) = \omega(X). \quad (3.37)$$

This implies that $X \in H_{(z_1, z_2)}$ and $(R_a)_*H_{(z_1, z_2)} \supset H_{(z_1, z_2)a}$. This proves that

$$(R_a)_*H_{(z_1, z_2)} = H_{(z_1, z_2)a}. \quad (3.38)$$

□

Remark 3.8. Def.-Prop. 3.7 together with Prop. 3.6 are often adopted as the definitions of the connection one-form for the generic principal fiber bundles with the structure group, a Lie group G , where Prop. 3.6 (b) should be replaced by $(R_a)^*\omega = a^{-1}\omega a$ with $a \in G$. For details, see [9, 10].

At the end of this section, we present concrete descriptions of the horizontal and vertical subspaces in terms of local coordinates. Set

$$z_1 = e^{i\varphi_1} \cos \frac{\beta}{2}, \quad z_2 = e^{i\varphi_2} \sin \frac{\beta}{2}, \quad (3.39)$$

where $\varphi_1, \varphi_2, \beta \in \mathbb{R}$ with $0 \leq \varphi_1, \varphi_2 < 2\pi$ and $0 \leq \beta \leq \pi$. Then, $(z_1, z_2) \in S^3$ because of

$$|z_1|^2 + |z_2|^2 = 1. \quad (3.40)$$

The canonical connection ω on S^3 is calculated as

$$\begin{aligned} \omega &= \bar{z}_1 dz_1 + \bar{z}_2 dz_2 = i \cos^2 \frac{\beta}{2} d\varphi_1 + i \sin^2 \frac{\beta}{2} d\varphi_2 \\ &= \frac{i}{2} (d\varphi + \cos \beta d\theta). \end{aligned} \quad (3.41)$$

In the last equality, we have set

$$\varphi = \varphi_1 + \varphi_2, \quad \theta = \varphi_1 - \varphi_2. \quad (3.42)$$

The horizontal and vertical subspaces given in Def.-Prop. 3.7 are explicitly described as follows.

Corollary 3.9. *For the canonical connection ω on S^3 ,*

$$\omega((z_1, z_2)) = \frac{1}{2} (\bar{z}_1 dz_1 + \bar{z}_2 dz_2 - z_1 d\bar{z}_1 - z_2 d\bar{z}_2) \quad \text{with} \quad (z_1, z_2) \in S^3, \quad (3.43)$$

the tangent space $T_{(z_1, z_2)}S^3$ is decomposed into the direct sum of two-dimensional horizontal subspace $H_{(z_1, z_2)}$ and one-dimensional vertical subspace $V_{(z_1, z_2)}$. Their basis are given by

$$\begin{aligned} H_{(z_1, z_2)} &= \langle i|z_2|^2(z_1\partial_{z_1} - \bar{z}_1\partial_{\bar{z}_1}) - i|z_1|^2(z_2\partial_{z_2} - \bar{z}_2\partial_{\bar{z}_2}), \\ &\quad - \frac{|z_2|}{|z_1|}(z_1\partial_{z_1} + \bar{z}_1\partial_{\bar{z}_1}) + \frac{|z_1|}{|z_2|}(z_2\partial_{z_2} + \bar{z}_2\partial_{\bar{z}_2}) \rangle, \\ V_{(z_1, z_2)} &= \langle i(z_1\partial_{z_1} + z_2\partial_{z_2} - \bar{z}_1\partial_{\bar{z}_1} - \bar{z}_2\partial_{\bar{z}_2}) \rangle. \end{aligned} \quad (3.44)$$

In terms of the spherical coordinates,

$$z_1 = e^{\frac{i}{2}(\varphi+\theta)} \cos \frac{\beta}{2}, \quad z_2 = e^{\frac{i}{2}(\varphi-\theta)} \sin \frac{\beta}{2}, \quad (3.45)$$

the canonical connection and the horizontal and vertical subspaces are simply described as

$$\omega((z_1, z_2)) = \frac{i}{2} (d\varphi + \cos \beta d\theta) , \quad (3.46)$$

$$\begin{aligned} H_{(z_1, z_2)} &= \langle \partial_\theta - \cos \beta \partial_\varphi, \partial_\beta \rangle , \\ V_{(z_1, z_2)} &= \langle \partial_\varphi \rangle . \end{aligned} \quad (3.47)$$

Proof. The expression of the canonical one-form (3.46) follows from the definition (3.43) by the coordinate change (3.45). We first show (3.47). An arbitrary vector $X \in T_{(z_1, z_2)} S^3$ could be written as

$$X = f\partial_\theta + g\partial_\beta + h\partial_\varphi \quad (3.48)$$

with some real functions f, g, h on S^3 . If $X \in H_{(z_1, z_2)} = \text{Ker } \omega$, then $\omega(X) = 0$ implies that $\cos \beta f + h = 0$. Hence, any $X \in H_{(z_1, z_2)}$ is written as

$$X = f(\partial_\theta - \cos \beta \partial_\varphi) + g\partial_\beta . \quad (3.49)$$

Since two vectors $\partial_\theta - \cos \beta \partial_\varphi$ and ∂_β are linearly independent, they form the basis of $H_{(z_1, z_2)}$. On the other hand, the vertical subspace $V_{(z_1, z_2)} = v(\mathfrak{u}(1))$ is spanned by the fundamental vector field A^* associated with $A = ia \in \mathfrak{u}(1)$ with some $a \in \mathbb{R}$. By the definition of A^* in (3.28) and the spherical coordinates (3.45), it is calculated as

$$A^* = ia(z_1\partial_{z_1} + z_2\partial_{z_2} - \bar{z}_1\partial_{\bar{z}_1} - \bar{z}_2\partial_{\bar{z}_2}) = 2a\partial_\varphi . \quad (3.50)$$

Hence, $V_{(z_1, z_2)}$ is generated by ∂_φ .

Next, the expressions (3.44) are deduced from (3.47) via the coordinate change (3.45). More concretely, substituting the differential operators

$$\begin{aligned} \partial_\varphi &= \frac{i}{2} (z_1\partial_{z_1} + z_2\partial_{z_2} - \bar{z}_1\partial_{\bar{z}_1} - \bar{z}_2\partial_{\bar{z}_2}) , \\ \partial_\theta &= \frac{i}{2} (z_1\partial_{z_1} - z_2\partial_{z_2} - \bar{z}_1\partial_{\bar{z}_1} + \bar{z}_2\partial_{\bar{z}_2}) , \\ \partial_\beta &= -\frac{|z_2|}{2|z_1|} (z_1\partial_{z_1} + \bar{z}_1\partial_{\bar{z}_1}) + \frac{|z_1|}{2|z_2|} (z_2\partial_{z_2} + \bar{z}_2\partial_{\bar{z}_2}) , \end{aligned} \quad (3.51)$$

for (3.47), we obtain (3.44). This completes the proof. \square

3.4 Horizontal lift and parallel displacement

Let us now introduce the notion of the *horizontal lift* of a curve in \mathbb{CP}^1 to S^3 and the *parallel displacement* along the horizontal curve. We shall introduce them for the Hopf fiber bundle with the canonical connection.

Definition 3.10 (Horizontal lift). Let c be a piecewise differentiable curve of class C^1 in \mathbb{CP}^1 described as $c = \{ x(t) \in \mathbb{CP}^1 \mid t \in [a, b] \} \subset \mathbb{CP}^1$. A *horizontal lift* of c is a curve \tilde{c} in S^3 given by

$$\tilde{c} = \{ \tilde{x}(t) \in S^3 \mid t \in [a, b] \} \subset S^3, \quad (3.52)$$

which satisfies the following two conditions for any $t \in [a, b]$;

- (i) $\pi(\tilde{x}(t)) = x(t)$,
- (ii) $\frac{d}{dt}\tilde{x}(t) \in H_{\tilde{x}(t)}$.

If the curve $\tilde{c} \subset S^3$ satisfies either (i) or (ii), it is said to be a *lift* of c or *horizontal*, respectively.

For the Hopf fiber bundle with the canonical connection $\omega = \langle (z_1, z_2), d(z_1, z_2) \rangle$, the condition of horizontal lift of a curve is explicitly described as follows.

Proposition 3.11. *Let c be a piecewise differentiable curve of class C^1 in \mathbb{CP}^1 given by*

$$c = \{ [z_1(t), z_2(t)] \in \mathbb{CP}^1 \mid t \in [a, b] \} \subset \mathbb{CP}^1. \quad (3.53)$$

Then, a curve

$$\tilde{c} = \{ (z_1(t), z_2(t)) \in S^3 \mid t \in [a, b] \} \subset S^3, \quad (3.54)$$

is a horizontal lift of a curve c if it satisfies that $\pi((z_1(t), z_2(t))) = [z_1(t), z_2(t)]$ and

$$\bar{z}_1 \dot{z}_1 + \bar{z}_2 \dot{z}_2 = \dot{\varphi} + \cos \beta \dot{\theta} = 0. \quad (3.55)$$

Here, the dot means the derivative with respect to t , i.e., $\dot{x} = dx/dt$.

Proof. To show a curve $\tilde{c} \subset S^3$ is a horizontal lift of $c \subset \mathbb{CP}^1$, it is sufficient to prove the horizontal condition (ii) of Def. 3.10,

$$\frac{d}{dt}(z_1(t), z_2(t)) \in H_{(z_1(t), z_2(t))}, \quad (3.56)$$

as it is a lift of c , $\pi((z_1(t), z_2(t))) = [z_1(t), z_2(t)]$. Since we have

$$\omega((\dot{z}_1, \dot{z}_2)) = \langle (z_1, z_2), (\dot{z}_1, \dot{z}_2) \rangle = \bar{z}_1 \dot{z}_1 + \bar{z}_2 \dot{z}_2, \quad (3.57)$$

the condition $\omega((\dot{z}_1, \dot{z}_2)) = 0$ is equivalent to that

$$\bar{z}_1 \dot{z}_1 + \bar{z}_2 \dot{z}_2 = \dot{\varphi} + \cos \beta \dot{\theta} = 0. \quad (3.58)$$

The second equality follows from the coordinate change (3.45). This completes the proof. \square

Definition-Proposition 3.12 (Parallel displacement). *For a fixed $x_0 \in \mathbb{CP}^1$, take $y_0 \in \pi^{-1}(x_0) \subset S^3$. Then, there uniquely exists a horizontal curve \tilde{c} in S^3 starting from $y_0 \in S^3$, that is,*

$$\tilde{c} = \{ \tilde{x}(t) \in S^3 \mid \omega(\dot{\tilde{x}}) = 0, \tilde{x}(a) = y_0, t \in [a, b] \} \subset S^3. \quad (3.59)$$

The curve \tilde{c} is said to be the parallel displacement of y_0 along the curve c .

Proof. By Prop. 3.11, the existence and uniqueness of a curve \tilde{c} reduces to those of a solution of the first-order ordinary differential equation of φ in (3.55). Since a solution of the differential equation (3.55) with the initial condition $\tilde{x}(a) = y_0$ uniquely exists, which proves the claim of the proposition. \square

4 Rotation angle as the holonomy

The notion of the Hopf fibration equipped with the canonical connection (3.23) allows us to describe the geometric phase Δ_g in (2.14) in terms of the holonomy of the Hopf fibration (Thm. 4.1 in § 4.1). Furthermore, we will see that the topological indices appear in the covering space of $U(1) \simeq S^1$ rather than in the $U(1)$ holonomy itself (§ 4.2).

4.1 Geometric phase and $U(1)$ holonomy

Suppose that $c = \{ x(t) \in \mathbb{CP}^1 \mid t \in [0, 1] \} \subset \mathbb{CP}^1$ is a closed curve such as $x(0) = x(1) = x_0$. For some $y_0 \in \pi^{-1}(x_0)$, let \tilde{c} be the parallel displacement of y_0 along c described by

$$\tilde{c} = \{ \tilde{x}(t) \in S^3 \mid t \in [0, 1] \} \subset S^3, \quad (4.1)$$

where it satisfies that $\tilde{x}(0) = y_0$ and $\pi(y_0) = \pi(\tilde{x}(1)) = x_0$. Since both $\tilde{x}(0)$ and $\tilde{x}(1)$ belong to the same fiber $\pi^{-1}(x_0)$, there uniquely exists an element $\tau(c) \in U(1)$ such that

$$\tilde{x}(1) = \tilde{x}(0) \cdot \tau(c), \quad (4.2)$$

which is so called the *holonomy* of c with a reference point x_0 .

The notion of holonomy is explained as follows: Let $\Omega(\mathbb{CP}^1, x_0)$ be a loop space consisting of closed paths in \mathbb{CP}^1 with a base point x_0 . The holonomy is a group homomorphism

$$\tau : \Omega(\mathbb{CP}^1, x_0) \rightarrow U(1), \quad c \mapsto \tau(c). \quad (4.3)$$

In fact, for another path $c' = \{ u(t) \in \mathbb{CP}^1 \mid t \in [0, 1] \} \in \Omega(\mathbb{CP}^1, x_0)$, define the composition $c' \circ c = \{ v(t) \in \mathbb{CP}^1 \mid t \in [0, 1] \} \in \Omega(\mathbb{CP}^1, x_0)$ by

$$v(t) = \begin{cases} x(2t) & (0 \leq t \leq \frac{1}{2}) \\ u(2t - 1) & (\frac{1}{2} \leq t \leq 1) \end{cases}. \quad (4.4)$$

Since $U(1)$ action commutes with the parallel displacement, it holds that

$$\tau(c' \circ c) = \tau(c) \cdot \tau(c'). \quad (4.5)$$

In particular, we have $\tau(c^{-1} \circ c) = \tau(c \circ c^{-1}) = 1 \in U(1)$ where $c^{-1} = \{ x(1 - t) \in \mathbb{CP}^1 \mid t \in [0, 1] \}$. This shows that the map (4.3) is a homomorphism. In general, the set $\{\tau(c)\}$ forms a subgroup of the structure group G , which is referred to as the *holonomy group* with reference point x_0 . In the case of the Hopf fibration with $U(1)$ structure group, the holonomy group is isomorphic to $U(1)$ itself. Now, we are ready to state the relation between the geometric phase Δ_g and $U(1)$ holonomy.

Through the diffeomorphism of S^2 and \mathbb{CP}^1 , which is summarized in App. A, we can regard the Gauss curve γ in (2.7) as a curve in \mathbb{CP}^1 :

$$\begin{aligned} \gamma &= \{ [z_1(t), z_2(t)] \in \mathbb{CP}^1 \mid t \in [0, 1] \} \subset \mathbb{CP}^1, \\ \text{where } z_1(t) &= e^{\frac{i}{2}\theta(t)} \cos \frac{\beta(t)}{2}, \quad z_2(t) = e^{-\frac{i}{2}\theta(t)} \sin \frac{\beta(t)}{2}. \end{aligned} \quad (4.6)$$

Then, the geometric phase Δ_g of our model can be identified with the $U(1)$ holonomy of the Hopf fibration.⁴

Theorem 4.1. *Let γ be a smooth Gauss curve on \mathbb{CP}^1 associated with the motion (M). The geometric phase Δ_g and the holonomy $\tau(\gamma)$ are related as*

$$\tau(\gamma) = \exp(i\Delta_g). \quad (4.7)$$

Proof. By (2.4) and (2.12), let us recall that the geometric phase is expressed as a line integral over the regularized Gauss curve,

$$\Delta_g = - \int_0^1 \cos \beta \dot{\theta} dt = - \lim_{\epsilon \rightarrow 0} \int_{\gamma(\epsilon)} \cos \beta_\epsilon d\theta. \quad (4.8)$$

As we have emphasized below Def. 2.4, different motions (M) give different the regularized curves $\gamma(\epsilon)$. Hence, Δ_g is *not* continuous with respect to some infinitesimal deformations

⁴It would be interesting to elucidate the fiber structure for the geometric phases on a torus [13].

of γ . Indeed, for two mutually different regularized curve $\gamma_1(\epsilon)$ and $\gamma_2(\epsilon)$ with the same limit $\gamma_1(\epsilon), \gamma_2(\epsilon) \rightarrow \gamma$ as $\epsilon \rightarrow 0$, the resulting geometric phases are generally different. This discrepancy is, however, an integer multiplication of 2π at most, that is,

$$\lim_{\epsilon \rightarrow 0} \int_{\gamma_1(\epsilon)} \cos \beta_\epsilon d\theta - \lim_{\epsilon \rightarrow 0} \int_{\gamma_2(\epsilon)} \cos \beta_\epsilon d\theta \in 2\pi\mathbb{Z}. \quad (4.9)$$

Therefore, $\exp(i\Delta_g)$ is continuous with respect to the deformations of γ . Thus, we obtain

$$\exp(i\Delta_g) = \exp(-i \lim_{\epsilon \rightarrow 0} \int_{\gamma(\epsilon)} \cos \beta_\epsilon d\theta) = \exp(-i \int_\gamma \cos \beta d\theta). \quad (4.10)$$

On the other hand, let $\tilde{\gamma}$ be a horizontal lift of γ given by

$$\tilde{\gamma} = \{ (z_1(t), z_2(t)) \in S^3 \mid t \in [0, 1] \} \subset S^3, \quad (4.11)$$

$$\text{where } z_1(t) = e^{\frac{i}{2}(\varphi(t)+\theta(t))} \cos \frac{\beta(t)}{2}, \quad z_2(t) = e^{\frac{i}{2}(\varphi(t)-\theta(t))} \sin \frac{\beta(t)}{2}.$$

By Prop. 3.11, the angle variables satisfy the ordinary differential equation,

$$\bar{z}_1 \dot{z}_1 + \bar{z}_2 \dot{z}_2 = \dot{\varphi} + \cos \beta \dot{\theta} = 0. \quad (4.12)$$

Plugging this constraint with the above expression (4.10), we obtain the desired relation:

$$\exp(i\Delta_g) = \exp(i \int_\gamma d\varphi) = \tau(\gamma). \quad (4.13)$$

□

4.2 Geometric phase as the coordinate of $U(1)$ fiber

The careful reader might notice that, in the description of holonomy, the contributions of topological indices $I_\pm \in \{0, 1, 2\}$ for $\Delta_g = A_+ - 2\pi I_+$ are hidden since

$$\tau(\gamma) = \exp(i\Delta_g) = e^{i(A_+ - 2\pi I_+)} = e^{iA_+}. \quad (4.14)$$

In this sense, the geometric phase Δ_g corresponds the *coordinate* of $U(1)$ holonomy rather than $U(1)$ factor itself. In other words, Δ_g could be regarded as in the universal covering \mathbb{R} over $S^1 \simeq U(1)$, that is

$$\begin{aligned} 0 &\longrightarrow \mathbb{Z} \longrightarrow \mathbb{R} \longrightarrow U(1) \longrightarrow 0, \\ \Delta_g &\longmapsto \exp(i\Delta_g). \end{aligned} \quad (4.15)$$

This makes sense because the geometric phase is obtained by the integration of the Lie algebra $\mathfrak{u}(1) = i\mathbb{R}$ valued one-form ω .⁵ To be more precise, let us denote the geometric phase for an arbitrary time $t \in [0, 1]$ by $\Delta_g(t)$ of the motion (M), such that $\Delta_g(0) = 0$ and $\Delta_g(1) = \Delta_g$.

Theorem 4.2. *The geometric phase $\Delta_g(t)$ at $t \in [0, 1]$ is obtained by*

$$\Delta_g(t) = \varphi(t) - \varphi(0), \quad (4.16)$$

where $\varphi(t)$ is the $U(1)$ fiber coordinate of the horizontal lift $\tilde{\gamma} \subset S^3$ at $t \in [0, 1]$ of the Gauss curve $\gamma \subset S^2$ with respect to the canonical connection (3.46).

Proof. The proof is almost parallel to the argument for Thm. 4.1. By Prop. 3.11, the $U(1)$ fiber coordinate φ and two coordinates β, θ of the base manifold S^2 are subject to the relation

$$\dot{\varphi} + \cos \beta \dot{\theta} = 0. \quad (4.17)$$

While, the geometric phase $\Delta_g(t)$ reads

$$\Delta_g(t) = - \int_0^t \cos \beta \dot{\theta} dt \quad (4.18)$$

by Def.-Thm. 2.2. Plugging the first equation to the second, we obtain the expression (4.16). \square

Theorem 4.2 implies that $\Delta_g(t) \in \mathbb{R}$ is indeed the fiber coordinate of $U(1)$. A priori, S^3 has three independent coordinates (φ, θ, β) , where φ is the fiber coordinate and θ, β are those of the base manifold S^2 . However, in the horizontal subspace characterized by vanishing of the canonical connection $\omega = 0$, these three coordinates are related and only two of them are free.

Furthermore, this value $\Delta_g(t)$ has a nice geometrical interpretation in terms of the motion on S^2 . After preparing some notions of local frame and the geodesic curvature in the subsequent paragraphs, we shall elucidate this point.

⁵The author thanks Prof. Yasukura for pointing this out.

Local moving frame

At $\mathbf{g}(\theta, \beta) \in S^2$, let us introduce the local orthonormal frame by

$$\begin{aligned} \mathbf{e}_1 &= \frac{\partial \mathbf{g}}{\partial \theta} / \left| \frac{\partial \mathbf{g}}{\partial \theta} \right| = \begin{pmatrix} -\sin \theta \\ \cos \theta \\ 0 \end{pmatrix}, & \mathbf{e}_2 &= -\frac{\partial \mathbf{g}}{\partial \beta} / \left| \frac{\partial \mathbf{g}}{\partial \beta} \right| = \begin{pmatrix} -\cos \beta \cos \theta \\ -\cos \beta \sin \theta \\ \sin \beta \end{pmatrix}, \\ \mathbf{e}_3 &= \mathbf{e}_1 \times \mathbf{e}_2 = \begin{pmatrix} \sin \beta \cos \theta \\ \sin \beta \sin \theta \\ \cos \beta \end{pmatrix}, \end{aligned} \quad (4.19)$$

where $\mathbf{g}(\theta, \beta) \in S^2$ is the Gauss vector (2.5). Note that $\mathbf{e}_3 = \mathbf{g}$. By the definition, they satisfy

$$\mathbf{e}_i \cdot \mathbf{e}_j = \delta_{ij}, \quad \mathbf{e}_i \times \mathbf{e}_j = \sum_{k=1,2,3} \epsilon_{ijk} \mathbf{e}_k \quad (i, j = 1, 2, 3), \quad (4.20)$$

where ϵ_{ijk} is the complete antisymmetric tensor normalized as $\epsilon_{123} = 1$. Noting that the vectors \mathbf{e}_1 and \mathbf{e}_2 are always oriented to the *east* and *north*, respectively, and \mathbf{e}_3 is to the *sky*. In particular, \mathbf{e}_1 and \mathbf{e}_2 span the tangent space $T_{\mathbf{g}}S^2$.

The *connection matrix* (ω_{ij}) is defined by

$$\begin{pmatrix} d\mathbf{e}_1 \\ d\mathbf{e}_2 \\ d\mathbf{e}_3 \end{pmatrix} = \begin{pmatrix} \omega_{11} & \omega_{12} & \omega_{13} \\ \omega_{21} & \omega_{22} & \omega_{23} \\ \omega_{31} & \omega_{32} & \omega_{33} \end{pmatrix} \begin{pmatrix} \mathbf{e}_1 \\ \mathbf{e}_2 \\ \mathbf{e}_3 \end{pmatrix}. \quad (4.21)$$

By the orthonormal condition (4.20), it immediately follows that ω is anti-symmetric

$$\omega_{ij} = -\omega_{ji} = d\mathbf{e}_i \cdot \mathbf{e}_j \quad \text{for} \quad i, j = 1, 2, 3. \quad (4.22)$$

It is explicitly calculated as

$$\begin{pmatrix} \omega_{11} & \omega_{12} & \omega_{13} \\ \omega_{21} & \omega_{22} & \omega_{23} \\ \omega_{31} & \omega_{32} & \omega_{33} \end{pmatrix} = \begin{pmatrix} 0 & -\cos \beta d\theta & \sin \beta d\theta \\ \cos \beta d\theta & 0 & -d\beta \\ -\sin \beta d\theta & d\beta & 0 \end{pmatrix}. \quad (4.23)$$

In particular, we see that $\omega_{12} = -\cos \beta d\theta$.

Reparameterization from t to s

To describe the motion of disc B, it is convenient to adopt the *length* of the curve γ rather than the *time* parameter $t \in [0, 1]$. We shall express the length parameter by $s \in [0, L(\gamma)]$,

where $L(\gamma)$ is the length of $\gamma \subset S^2$, and regard $\mathbf{g}(s)$ as a function of the length s rather than the time t . The orientation of the curve parametrized by s is induced from that of the time parameter t such that

$$\mathbf{g}(t)|_{t=0} = \mathbf{g}(s)|_{s=0} \quad \text{and} \quad \mathbf{g}(t)|_{t=1} = \mathbf{g}(s)|_{s=L(\gamma)}. \quad (4.24)$$

On an open neighborhood for a fixed $t \in (0, 1)$, where $\mathbf{g}(t)$ is differentiable and $\mathbf{g}'(t) \neq 0$, the length parameter s is related to the time parameter t via the reparameterization

$$s : [0, 1] \rightarrow [0, L(\gamma)], \quad t \mapsto s(t) \quad \text{such that} \quad |\mathbf{g}'(s)| = |\mathbf{g}'(t)| \frac{dt}{ds} = 1. \quad (4.25)$$

By the definition, the speed of $\mathbf{g}(s)$ is normalized as 1 for the parameter s . We also see that ds^2 is the line element of S^2 . By (4.25) and (4.23), we have

$$ds = |\mathbf{g}'(t)| dt, \quad \mathbf{g}'(t) = \frac{d\mathbf{e}_3}{dt} = -\sin \beta \frac{d\theta}{dt} \mathbf{e}_1 + \frac{d\beta}{dt} \mathbf{e}_2. \quad (4.26)$$

Therefore, we obtain

$$ds^2 = \sin^2 \beta d\theta^2 + d\beta^2. \quad (4.27)$$

This is nothing but the line element of S^2 in terms of the local coordinates (θ, β) . In the subsequent argument, we reserve s for the length parameter.

Geodesic curvature

Due to $|\mathbf{g}'(s)| = 1$ and $\mathbf{g}'(s) \in T_{\mathbf{g}(s)}S^2 = \text{span}\{\mathbf{e}_1, \mathbf{e}_2\}$, we are able to express the tangent vector $\mathbf{g}'(s)$ by introducing an angle ϕ ,⁶

$$\mathbf{g}'(s) = \cos \phi \mathbf{e}_1 + \sin \phi \mathbf{e}_2, \quad \text{where} \quad \cos \phi = -\sin \beta \frac{d\theta}{ds}, \quad \sin \phi = \frac{d\beta}{ds}. \quad (4.28)$$

Figure 4 illustrates the geometric meaning of the angle ϕ . Replacing ϕ by $\phi + \pi/2$, we have the orthogonal vector defined by

$$\boldsymbol{\nu}(s) = -\sin \phi \mathbf{e}_1 + \cos \phi \mathbf{e}_2. \quad (4.29)$$

Note that they satisfy

$$|\mathbf{g}'(s)| = |\boldsymbol{\nu}(s)| = 1, \quad \mathbf{g}'(s) \cdot \boldsymbol{\nu}(s) = 0. \quad (4.30)$$

The relation between the local frames $\{\mathbf{e}_1, \mathbf{e}_2\}$ and $\{\mathbf{g}'(s), \boldsymbol{\nu}(s)\}$ is presented in Fig. 4. Differentiating the second relation, we get

$$\mathbf{g}''(s) \cdot \boldsymbol{\nu}(s) + \mathbf{g}'(s) \cdot \boldsymbol{\nu}'(s) = 0. \quad (4.31)$$

⁶In our previous work [8], the angle ϕ as expressed by the symbol φ , that is $\phi_{[\text{here}]} = \varphi_{[8]}$. While φ is reserved for the $U(1)$ fiber coordinate in this article.

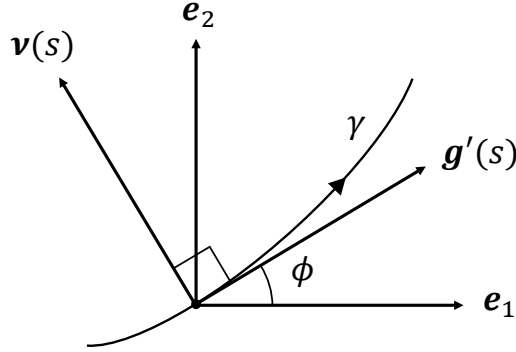


Figure 4: The moving frames $\{\mathbf{g}'(s), \boldsymbol{\nu}(s)\}$ and $\{\mathbf{e}_1, \mathbf{e}_2\}$ at $\mathbf{g}(s) \in S^2$. The vectors \mathbf{e}_1 and \mathbf{e}_2 are oriented to east and north, respectively. ϕ is the angle between the local frames.

Definition 4.3 (Geodesic curvature). The *geodesic curvature* of $\gamma \subset S^2$ at $\mathbf{g}(s) \in \gamma$ is defined by

$$\kappa_g(s) = \mathbf{g}''(s) \cdot \boldsymbol{\nu}(s) = -\mathbf{g}'(s) \cdot \boldsymbol{\nu}'(s). \quad (4.32)$$

By plugging $\mathbf{g}'(s)$ in (4.28) and

$$\boldsymbol{\nu}'(s)ds = -\cos \phi(d\phi + \omega_{12})\mathbf{e}_1 - \sin \phi(d\phi + \omega_{12})\mathbf{e}_2 + (-\sin \phi \omega_{13} + \cos \phi \omega_{23})\mathbf{e}_3, \quad (4.33)$$

with the geodesic curvature (4.32), the geodesic curvature is explicitly written as

$$\kappa_g(s)ds = d\phi + \omega_{12} = d\phi - \cos \beta d\theta. \quad (4.34)$$

Thus, we have the following lemma:

Lemma 4.4. *The canonical connection ω in (3.46) is expressed in terms of the $U(1)$ fiber coordinate φ , the angle ϕ in (4.28), and the geodesic curvature κ_g in (4.32) as follows,*

$$\omega = \frac{i}{2}(d\varphi + d\phi - \kappa_g(s)ds). \quad (4.35)$$

Proof. The desired expression immediately follows by substituting

$$\cos \beta d\theta = d\phi - \kappa_g(s)ds \quad (4.36)$$

for the canonical connection ω in (3.46). \square

On the other hand, the tangent vector d/dt of the horizontal lift of the Gauss curve γ is characterized by the condition $\omega(d/dt) = 0$, which is equivalent to (3.55) and written by

$$\dot{\varphi} + \dot{\phi} - \kappa_g(s)\frac{ds}{dt} = 0. \quad (4.37)$$

Integrating this by t , we have the following proposition.

Proposition 4.5. *Let $\Delta_g(t)$ be the geometric phase for time $t \in [0, 1]$ of the motion (M) such that $\Delta_g(0) = 0$ and $\Delta_g(1) = \Delta_g$, $\phi(t)$ an angle given by $\cos \phi(t) = \mathbf{g}'(s(t)) \cdot \mathbf{e}_1$ in (4.28), and $\kappa_g(s)$ the geodesic curvature of γ in (4.32). Then, it holds that*

$$\Delta_g(t) = \phi(0) - \phi(t) + \int_0^{s(t)} \kappa_g(s) ds. \quad (4.38)$$

Proof. By the relation (4.16) of Thm. 4.2 and the horizontal condition (4.37), we have

$$\Delta_g(t) = - \int_0^t (\dot{\phi} - \kappa_g(s) \frac{ds}{dt}) dt = -\phi(t) + \phi(0) + \int_{s(0)}^{s(t)} \kappa_g(s) ds. \quad (4.39)$$

As $s(0) = 0$ by the definition, we obtain the desired relation. \square

Corollary 4.6. *The geometric phase Δ_g is expressed as*

$$\begin{aligned} \Delta_g &= 2\pi(1 - I_+) + \int_0^{L(\gamma)} \kappa_g(s) ds \\ &= 2\pi(I_- - 1) + \int_0^{L(\gamma)} \kappa_g(s) ds \\ &= \pi(I_- - I_+) + \int_0^{L(\gamma)} \kappa_g(s) ds, \end{aligned} \quad (4.40)$$

where $I_{\pm} \in \{0, 1, 2\}$ are the topological indices, a number of the poles enclosed by the regularized curve $\gamma(\epsilon)$ in (2.10) on the left side.

Proof. We only show the first relation (4.40) as the remaining equations follow $I_+ + I_- = 2$. By Prop. 4.5 and setting $t = 1$, we get

$$\Delta_g = \Delta_g(1) = -\phi(1) + \phi(0) + \int_0^{s(1)} \kappa_g(s) ds.$$

The difference of angle ϕ is evaluated as

$$\phi(1) - \phi(0) = \int_0^1 \dot{\phi} dt = \lim_{\epsilon \rightarrow 0} \int_{\gamma(\epsilon)} d\phi = 2\pi(1 - I_+), \quad (4.41)$$

with the regularized curve $\gamma(\epsilon)$. Noting that s is the length parameter and $s(1)$ is equal to the length of the curve γ , that is, $L(\gamma)$. Hence, we complete the proof. \square

Remark 4.7. Finally, we shall comment on a geometric interpretation of Prop. 4.5. An angle ϕ introduced in (4.28) expresses how the velocity vector $\mathbf{g}'(s)$ shifts from the local frame \mathbf{e}_1 , which is the needle of a *compass*. Hence, the difference $\phi(1) - \phi(0)$ measures how much the disc B has rotated in total against the compass. While, the integration of the geodesic curvature κ_g counts the total curvature of the Gauss curve. These two quantities are related to the Hopf fiber coordinate φ via the horizontal condition for the canonical connection, that is, $\omega = 0$ in (4.37). Since the geometric phase is essentially identified with the fiber coordinate (4.16), $\Delta_g(t)$ expresses the sum of the shifts from a compass and integration of the curvature. We believe that this observation will be crucial for the study of the Foucault's pendulum [14].⁷

Acknowledgment

We appreciate Osaka Central Advanced Mathematical Institute and Graduate School of Mathematics, Nagoya University as the hosts of the 32nd Japan Mathematics Contest and the 25th Japan Junior Mathematics Contest 2022, in which we have proposed our model as one of the problems [7]. We are grateful to our colleagues, Prof. Yoshiyuki Koga, Prof. Mitsutaka Kumakura, Prof. Yuji Sato, and Prof. Yuki Sato for their communications with the subjects of this article. In particular, we appreciate Prof. Hiroki Takada and Prof. Osami Yasukura for their collaboration in the early stages of this study. This work of TM was supported by JSPS KAKENHI Grant Number JP24K06665.

A Diffeomorphism from S^2 to \mathbb{CP}^1

To fix the convention of local coordinates of S^2 and \mathbb{CP}^1 , we shall spell out a diffeomorphism of S^2 and \mathbb{CP}^1 .

Two-sphere S^2 is defined by

$$S^2 = \{ (a, b, c) \in \mathbb{R}^3 \mid a^2 + b^2 + c^2 = 1 \} \subset \mathbb{R}^3, \quad (\text{A.1})$$

with an atlas $\{(V_1, g_1), (V_2, g_2)\}$, where the local charts are given by the stereographic projection, namely,

$$\begin{aligned} g_1 : V_1 = \{ (a, b, c) \in S^2 \mid c \neq -1 \} &\rightarrow \mathbb{C}, & (a, b, c) &\mapsto \frac{a - ib}{1 + c}, \\ g_2 : V_2 = \{ (a, b, c) \in S^2 \mid c \neq 1 \} &\rightarrow \mathbb{C}, & (a, b, c) &\mapsto \frac{a + ib}{1 - c}. \end{aligned} \quad (\text{A.2})$$

⁷The geometric approaches for the Foucault's pendulum are argued in [15, 16, 17, 18, 19, 20, 21, 22, 23].

On $g_1(V_1 \cap V_2) = g_2(V_1 \cap V_2) = \mathbb{C}^*$, the transition map is

$$g_2 \circ g_1^{-1} : \mathbb{C}^* \rightarrow \mathbb{C}^*, \quad z \mapsto \frac{1}{z}. \quad (\text{A.3})$$

In terms of the angular coordinates β, θ ($0 \leq \beta \leq \pi, 0 \leq \theta < 2\pi$),

$$a = \sin \beta \cos \theta, \quad b = \sin \beta \sin \theta, \quad c = \cos \beta, \quad (\text{A.4})$$

it can be written as

$$\begin{aligned} g_1((a, b, c)) &= \frac{e^{-i\theta} \sin \beta}{1 + \cos \beta} = e^{-i\theta} \tan \frac{\beta}{2}, \\ g_2((a, b, c)) &= \frac{e^{i\theta} \sin \beta}{1 - \cos \beta} = e^{i\theta} \cot \frac{\beta}{2}. \end{aligned} \quad (\text{A.5})$$

On the other hand, \mathbb{CP}^1 is given by

$$\mathbb{CP}^1 = \{ [z_1, z_2] \mid (z_1, z_2) \in \mathbb{C}^2 \setminus \{(0, 0)\} \} \subset \mathbb{C}^2, \quad (\text{A.6})$$

where the equivalence relation $(z_1, z_2) \sim (w_1, w_2)$ is defined by

$$(z_1, z_2) = (\lambda w_1, \lambda w_2) \quad \text{with} \quad \lambda \in \mathbb{C}^\times. \quad (\text{A.7})$$

An atlas $\{(U_1, f_1), (U_2, f_2)\}$ is defined by

$$\begin{aligned} f_1 : U_1 &= \{ [z_1, z_2] \mid z_1 \neq 0 \} \rightarrow \mathbb{C}, \quad [z_1, z_2] \mapsto \frac{z_2}{z_1}, \\ f_2 : U_2 &= \{ [z_1, z_2] \mid z_2 \neq 0 \} \rightarrow \mathbb{C}, \quad [z_1, z_2] \mapsto \frac{z_1}{z_2}. \end{aligned} \quad (\text{A.8})$$

On $f_1(U_1 \cap U_2) = f_2(U_1 \cap U_2) = \mathbb{C}^*$, the transition map reads

$$f_2 \circ f_1^{-1} : \mathbb{C}^* \rightarrow \mathbb{C}^*, \quad z \mapsto \frac{1}{z}. \quad (\text{A.9})$$

Proposition A.1. *A map $h : S^2 \rightarrow \mathbb{CP}^1$ defined by*

$$\begin{aligned} h : V_1 &\rightarrow U_1 \subset \mathbb{CP}^1, \quad (a, b, c) \mapsto \left[1 : \frac{a - ib}{1 + c} \right], \\ h : V_2 &\rightarrow U_2 \subset \mathbb{CP}^1, \quad (a, b, c) \mapsto \left[\frac{a + ib}{1 - c} : 1 \right], \end{aligned} \quad (\text{A.10})$$

is a diffeomorphism map from S^2 to \mathbb{CP}^1 .

Proof. The map h is smooth since for $i, j = 1, 2$ it holds that

$$\begin{aligned} f_i \circ h \circ g_i^{-1} : \mathbb{C} &\rightarrow \mathbb{C}, \quad z \mapsto z, \\ f_j \circ h \circ g_i^{-1} : \mathbb{C}^* &\rightarrow \mathbb{C}^*, \quad z \mapsto \frac{1}{z}, \quad (i \neq j). \end{aligned} \quad (\text{A.11})$$

The inverse map $h^{-1} : \mathbb{CP}^1 \rightarrow S^2$ given by

$$\begin{aligned} h^{-1} : U_1 &\rightarrow V_1 \subset S^2, \quad [1 : z] \mapsto \left(\frac{2\operatorname{Re}z}{1 + |z|^2}, \frac{-2\operatorname{Im}z}{1 + |z|^2}, \frac{1 - |z|^2}{1 + |z|^2} \right), \\ h^{-1} : U_2 &\rightarrow V_2 \subset S^2, \quad [z : 1] \mapsto \left(\frac{2\operatorname{Re}z}{1 + |z|^2}, \frac{2\operatorname{Im}z}{1 + |z|^2}, \frac{|z|^2 - 1}{1 + |z|^2} \right) \end{aligned} \quad (\text{A.12})$$

is also smooth. Hence, the map $h : S^2 \rightarrow \mathbb{CP}^1$ in (A.10) defines a diffeomorphism map from S^2 to \mathbb{CP}^1 . This completes the proof. \square

References

- [1] S. Pancharatnam, “Generalized theory of interference, and its applications,” Proc. Indian Acad. Sci. A **44** (1956) no.5, 247-262.
- [2] H. C. Longuet-Higgins, U. Opik, M. H. L. Pryce, and R. A. Sack, ”Studies of the Jahn-Teller Effect. II. The Dynamical Problem,” Proceedings of the Royal Society of London Series A, 1958, feb, vol. 244, No. 1236, pp. 1-16,
- [3] J. H. Hannay, “Angle variable holonomy in adiabatic excursion of an integrable Hamiltonian,” 1985 J. Phys. A: Math. Gen. 18 221.
- [4] M. V. Berry, “Quantal phase factors accompanying adiabatic changes,” Proc. Roy. Soc. Lond. A **392** (1984), 45-57.
- [5] M. V. Berry, “The Quantum Phase, Five Years After,” original contribution to [6].
- [6] A. Shapere and F. Wilczek, ”Geometric Phases in Physics,” Advanced Series in Mathematical Physics Vol.5, World Scientific, Singapore, 1989.
- [7] T. Matsumoto, H. Takada, and O. Yasukura, The common problem “Rotation angles of the rotating disc,” the 32nd Japan Mathematics Contest and the 25th Japan Junior Mathematics Contest in 2022.
- [8] T. Matsumoto, H. Takada and O. Yasukura, “Rotation angles of a rotating disc – A toy model exhibiting the geometric phase –,” [arXiv:2505.16749 [math-ph]].

- [9] S. Kobayashi and K. Nomizu, “Foundations of Differential Geometry Volume I,II” (1963, 1969), John Wiley & Sons.
- [10] S. Kobayashi, “Differential geometry of connections and gauge theory,” Shokabo Tokyo, May 15, 1989, 9th edition (in Japanese).
- [11] T. Eguchi, P. B. Gilkey and A. J. Hanson, “*Gravitation, Gauge Theories and Differential Geometry*,” Phys. Rept. **66** (1980), 213.
- [12] H. Hopf, “Über die Abbildungen der dreidimensionalen Sphäre auf die Kugelfläche,” Math. Ann. 104, 637–665 (1931).
- [13] S. Ghosh, “Geometric Phases for Classical and Quantum Dynamics: Hannay Angle and Berry Phase for Loops on a Torus.” Int J Theor Phys 58, 2859–2871 (2019).
- [14] Jean Bernard Léon Foucault, “Démonstration physique du mouvement de rotation de la Terre au moyen du pendule,” Comptes rendus hebdomadaires des séances de l’Académie des sciences, Tome 32, 1851 (p.135-138).
- [15] L. E. Goodman, A. R. Robinson, ”Effect of Finite Rotations on Gyroscopic Sensing Devices.” ASME. J. Appl. Mech. June 1958; 25(2): 210–213.
- [16] K. Blankinship, ”A new kinematic theorem for rotational motion,” PLANS 2004. Position Location and Navigation Symposium (IEEE Cat. No.04CH37556), Monterey, CA, USA, 2004, pp. 285-295.
- [17] H. K. Onnes, “Nieuwe Bewijzen voor de aswenteling der aarde.” (Ph.D. dissertation) Groningen: Wolters, 1879.
- [18] E. O. Schulz-DuBois, ”Foucault Pendulum Experiment by Kamerlingh Onnes and degenerate perturbation theory,” (1970), Am. J. Phys. 38 (2): 173.
- [19] J. E. Marsden, O. M. O’Reilly, F. J. Wicklin, B. W. Zombros, “Symmetry, Stability, Geometric Phases, and Mechanical Integrators (Part I, II)” (1991), Nonlinear Science Today 1 (1) 4–11 and (2) 13-21.
- [20] F. Monroy-Perez, Anzaldo-Meneses, “Study of the Foucault pendulum within the geometric control theory perspective,” Cybernetics and Physics, Vol. 1, No. 2, 2012, pp. 89-95.
- [21] J. E. Marsden, “Lectures on Mechanics,” London Mathematical Society Lecture note series, 174, Cambridge University Press (1992).

- [22] J. E. Marsden and T. Ratiu, “Introduction to Mechanics and Symmetry,” Springer-Verlag, New York. 17 (1999).
- [23] Jens von Bergmann, HsingChi von Bergmann, “Foucault pendulum through basic geometry,” Am. J. Phys. 1 October 2007; 75 (10): 888–892.