

Cross-Lingual Prompt Steerability: Towards Accurate and Robust LLM Behavior across Languages

Lechen Zhang^{†*} Yusheng Zhou^{†*} Tolga Ergen[#]
 Lajanugen Logeswaran[#] Moontae Lee^{#◇} David Jurgens[†]
[‡]University of Illinois Urbana-Champaign [†]University of Michigan
[◇]University of Illinois Chicago [#]LG AI Research
[‡]{lechenz3}@illinois.edu [†]{yszhou, jurgens}@umich.edu
[#]{tergen, llajan, moontae.lee}@lgresearch.ai

Abstract

System prompts provide a lightweight yet powerful mechanism for conditioning large language models (LLMs) at inference time. While prior work has focused on English-only settings, real-world deployments benefit from having a single prompt to operate reliably across languages. This paper presents a comprehensive study of how different system prompts steer models toward accurate and robust cross-lingual behavior. We propose a unified four-dimensional evaluation framework to assess system prompts in multilingual environments. Through large-scale experiments on five languages, three LLMs, and three benchmarks, we uncover that certain prompt components, such as CoT, emotion, and scenario, correlate with robust multilingual behavior. We develop a prompt optimization framework for multilingual settings and show it can automatically discover prompts that improve all metrics by 5–10%. Finally, we analyze over 10 million reasoning units and find that more performant system prompts induce more structured and consistent reasoning patterns, while reducing unnecessary language-switching. Together, we highlight system prompt optimization as a scalable path to accurate and robust multilingual LLM behavior.

1 Introduction

System prompts have emerged as a lightweight yet versatile mechanism for steering large language model (LLM) behavior during inference. A growing literature demonstrates that careful prompt engineering can improve reasoning (Wei et al., 2022) and reduce bias (Kamruzzaman and Kim, 2024). However, most of this research has focused on English-language settings and overlooked a broader and more practical goal: ensuring that a single system prompt works reliably well across languages.

Multilingual deployment poses unique challenges for prompt design. Even when using multilingual LLMs, prompts tuned in English often degrade when translated or when applied to non-English tasks (Kmainasi et al., 2025), leading to inconsistent accuracy, unstable reasoning, and degraded cross-lingual generalization (Tam et al., 2025). This motivates a key question: How can we design *one* prompt that maintains high and stable performance across *many* languages and tasks? We systematically pursue this question by breaking it down into three parts: **Q1:** What kinds of system prompts most effectively steer models toward better multilingual behaviors? **Q2:** Can we automatically discover prompts that achieve strong multilingual performance with minimal human effort? **Q3:** How do high-performing prompts influence model outputs across multiple dimensions, such as the structure of reasoning patterns and the choice of response language?

To address these questions, we first define a four-part evaluation framework that captures multilingual effectiveness from multiple angles: average accuracy, accuracy variance, cross-lingual consistency, and output length variance. Using insights from the performances of multiple LLMs on diverse tasks, we propose an approach to optimize prompts for this multilingual, multi-metric objective. Finally, we analyze model outputs to reveal how optimized prompts shape reasoning behaviors and reduce cross-lingual variability.

In this paper, we make the following contributions: (1) We introduce a four-dimensional evaluation framework for multilingual system prompt performance, which offers a comprehensive lens for measuring cross-lingual effectiveness. (2) We conduct a systematic analysis of how prompt language and component types affect model performance across our four evaluation metrics. (3) We successfully discover prompts that are improved 5 ~ 10% across all four evaluation metrics us-

* Equal contribution

ing a new multilingual prompt optimization technique we introduce, demonstrating the feasibility of automatic prompt discovery in multilingual settings. (4) We propose a novel perspective for analyzing LLM’s reasoning pattern and its relationship with prompt design. By studying 10 million reasoning units from 1.6 million responses, we find that high-performing prompts often induce more structured and consistent reasoning, and less language-switching, suggesting that reasoning patterns themselves may be a key driver of multilingual robustness. Taken together, our results demonstrate that system prompt optimization is a promising and underexplored direction for achieving accurate and robust control over multilingual LLM behavior. The code and dataset are available at <https://github.com/orange0629/multilingual-system-prompt>.

2 Related Work

System prompts offer task-agnostic control over LLM behavior, defining roles, styles, or policies applied across tasks. Prior work has shown that components like personas (Kim et al., 2024), emotions (Li et al., 2023), and jailbreak triggers (Shen et al., 2023) can influence response style and reasoning, though not always improving task accuracy. Despite their growing use, system prompts remain underexplored in terms of structured optimization. Recent system prompts leaked from Grok (xAI, 2025) and Claude (Breunig, 2025) show widely verbose and complex manually crafted rules. While recent approaches (Zhang et al., 2024; Sécheresse et al., 2025) demonstrate that system prompts can be automatically optimized using genetic algorithms, such optimization has so far been limited to monolingual and single-metric settings.

Multilingual deployment introduces challenges such as language-specific degradation and cross-lingual inconsistency. Multilingual LLMs often produce inconsistent outputs when the same question is asked in different languages due to their unequal distribution of knowledge across languages (Tam et al., 2025). Techniques like Cross-Lingual Thought Prompting (Huang et al., 2023) and multilingual self-consistency (Yu et al., 2025) offer partial solutions, but typically rely on multi-turn prompting strategies. Despite these efforts, there remains no general framework for optimizing system prompts that ensure accurate and robust performance across languages.

Beyond standard metrics, recent studies have been focusing more on how LLMs reason, often by decomposing responses into interpretable reasoning units (Tam et al., 2025; Gandhi et al., 2025). However, these works have mostly focused on surface-level analyses such as using text prefix to control output language (Tam et al., 2025), without deeply exploring the model’s underlying reasoning patterns. Our work addresses this gap by linking system prompt design to multilingual reasoning behaviors and showing how these patterns correlate with cross-lingual generalization.

3 Towards steerable multilingual LLM behavior through system prompting

A key challenge in deploying LLMs across diverse languages is to ensure not only strong task performance but also consistent and robust behavior across linguistic contexts. In this section, we define concrete criteria for what makes a system prompt effective in multilingual settings and formalize a unified evaluation framework that we use throughout the rest of the paper.

3.1 Performance Metrics

To capture the complementary aspects of multilingual behavior, we aim to identify system prompts that satisfy four key criteria, each captured by a corresponding metric: (1) Acc_{mean} measures **high performance across languages**, defined as the average benchmark accuracy across all languages; (2) Acc_{var} captures **similar performance across languages**, defined as the variance in accuracy across languages for each benchmark; (3) Consistency reflects **the ability to give identical answers to the same question across languages**¹, defined as the proportion of questions that receive semantically equivalent answers across languages; and (4) Len_{var} quantifies **similar reasoning processes across languages**, defined as the variance in output length (in tokens) across languages.

The above definitions can be expressed in the following formulas:

- (1) $\text{Acc}_{\text{mean}} = \mathbb{E}_{q \in \mathcal{Q}} \mathbb{E}_{l \in \mathcal{L}} [\mathbf{1}(a_l(q) = y(q))]$
- (2) $\text{Acc}_{\text{var}} = \text{Var}_{l \in \mathcal{L}} (\mathbb{E}_{q \in \mathcal{Q}} [\mathbf{1}(a_l(q) = y(q))])$
- (3) $\text{Consistency} = \mathbb{E}_{q \in \mathcal{Q}} [\mathbf{1}(a_l(q)_{l \in \mathcal{L}} \text{ are identical})]$
- (4) $\text{Len}_{\text{var}} = \text{Var}_{l \in \mathcal{L}} (\mathbb{E}_{q \in \mathcal{Q}} [\text{Len}(a_l(q))])$

, where \mathcal{Q} denotes the set of questions, and \mathcal{L} the set of languages. For a question $q \in \mathcal{Q}$ and

¹We note here that some questions may naturally vary in their answers across languages due to differing cultural norms or values of the cultures associated with those languages.

language $l \in \mathcal{L}$: $a_l(q)$ is the model’s answer, $y(q)$ is the gold answer, and $\text{Len}(a_l(q))$ is the token length of the answer.

An ideal system prompt maximizes Acc_{mean} and Consistency while minimizing Acc_{var} and Len_{var} . To compute an overall score that balances these complementary dimensions with different numerical scales, we apply **min-max normalization** to each metric, mapping each to the $[0, 1]$ range. We then weight each metric based on its importance: 0.5 for Acc_{mean} (the most important, as it is the primary indicator of system performance), 0.25 for Acc_{var} (weighted second, as it directly reflects the multilingual generalization ability), and 0.125 each for Consistency and Len_{var} (third in importance, as they minimize question-level variance and contribute to output robustness across languages). Notably, for Acc_{var} and Len_{var} , lower values are preferred, so we use $(1 - \text{normalized value})$ to ensure higher scores reflect better multilingual generalization. These weights can be adjusted based on specific use cases or varying definitions of importance. The resulting overall score is computed as: $\text{OverallScore} = 0.5 \cdot \widehat{\text{Acc}_{\text{mean}}} + 0.25 \cdot (1 - \widehat{\text{Acc}_{\text{var}}}) + 0.125 \cdot \widehat{\text{Consistency}} + 0.125 \cdot (1 - \widehat{\text{Len}_{\text{var}}})$.

3.2 Setup

Prompts Our prompt corpus, denoted as \mathcal{P} , is constructed by combining human expertise with synthetic data. Inspired by existing frameworks (Zhang et al., 2024; Tian et al., 2024), we synthesized² a set of 10,000 prompt components, denoted as \mathcal{C} , spanning 10 categories: good property, role, style, emotion, scenario, jailbreak, behavioral, Chain-of-Thought, safety, and cross-lingual³ (see Appendix Table 1 for examples). In our experiment, we will explore various combinations of these prompt components to understand how system prompt design influences multilingual LLM performance.

Models We evaluated a set of widely-used open-weight LLMs, including **Gemma-3-12B-IT** (Team et al., 2025), **LLaMA-3.1-8B-Instruct** (Meta, 2024), and **Qwen2.5-7B-Instruct** (Qwen Team, 2024). We focus on models of $\sim 8\text{B}$ parameters not only because they are widely used and offer a strong balance between multilingual capabilities and inference efficiency, but also because

they are sensitive to small perturbations such as prompt wording and language, which makes them well-suited for studying multilingual performance through prompt optimization.

Benchmarks We evaluate LLMs on three benchmarks spanning diverse domains⁴: **MMLU-Pro** (Wang et al., 2024), a knowledge-driven and reasoning-focused benchmark covering 14 academic subjects; **MATH500** (Lightman et al., 2024), a set of 500 challenging mathematics problems drawn from MATH (Hendrycks et al., 2021); and **UniMoral** (Kumar and Jurgens, 2025), a suite of moral-judgment questions that demand nuanced social reasoning.

Languages All experiments were conducted in five languages: **English** (*en*), **Chinese** (*zh*), **Spanish** (*es*), **French** (*fr*), and **Hindi** (*hi*). These languages were chosen to reflect a diverse set of language families, geographic regions, and resource availability.

4 Experiment 1: What Kinds of Prompts Steer LLMs Toward Better Behaviors

In this section, we explore from different perspectives what kinds of prompts can effectively steer model towards better behaviors. We also examine the relationship between different metrics that represent different model behaviors. By randomly sampling and composing elements from \mathcal{C} , we generated 1,000 diverse prompts of varying lengths, which together form the corpus $\mathcal{P}_{\text{random}}$ used in this section. Additional implementation details are provided in the Appendix A.2.

4.1 System–Task Prompt Language Interaction

A key consideration when tackling multilingual tasks is the choice of system prompt language: whether to use English, which is typically the main training language for the model, or to align the prompt language with that of the task. We explore this question by comparing the following two settings. In the **English-prompt** setting, English prompts are applied to questions in various languages, while in **Same-language** setting, the system prompt is translated into the same language as the question.

²Details in Appendix A.1

³Prompts that specify the (mixture) language to use during inference time.

⁴We translate the questions using Google Translate API and have them reviewed by proficient speakers to ensure quality. Details in Appendix A.4.

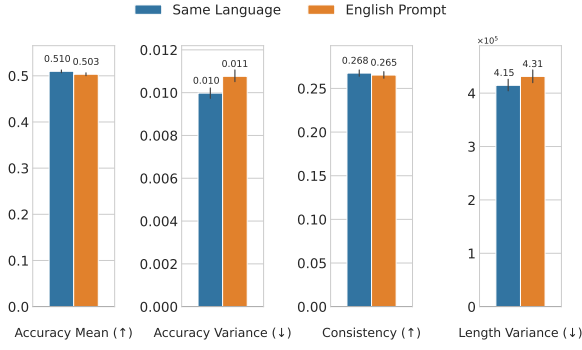


Figure 1: Comparison of English-prompt and Self-language prompt settings, aggregated over three models and three benchmarks. English system prompts show slightly worse performance in all four metrics compared to using prompts in the question’s native language.

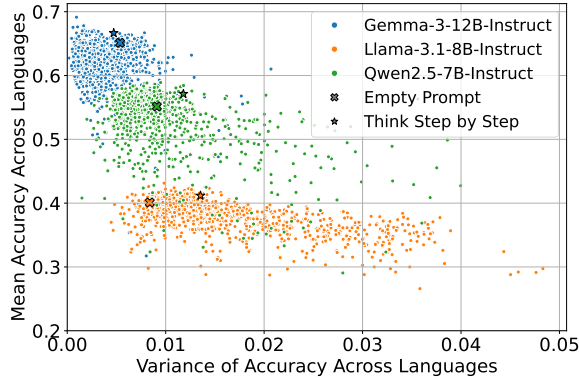


Figure 2: The relationship between mean accuracy (Acc_{mean}) and accuracy variance (Acc_{var}), with each point representing one prompt aggregated on all benchmarks. Acc_{var} exhibits clear model dependency and a slight negative correlation with Acc_{mean} .

We compared the performance of the two settings across three models and benchmarks in Figure 1. We observe that the English-prompt setting exhibits slightly worse overall performance compared to Same-language setting, yielding lower average accuracy and consistency, as well as significantly ($p < 0.05$) higher accuracy variance and output length variance across languages. However, the performance drop is marginal, and using English prompts still offers practical advantages that reduce the effort of aligning the system prompt language with each task language.

4.2 Measuring the Relationship Between Performance Metrics and Accuracy

To better understand how different aspects of model behavior relate to each other, we investigate the relationships among the four performance metrics in this section.

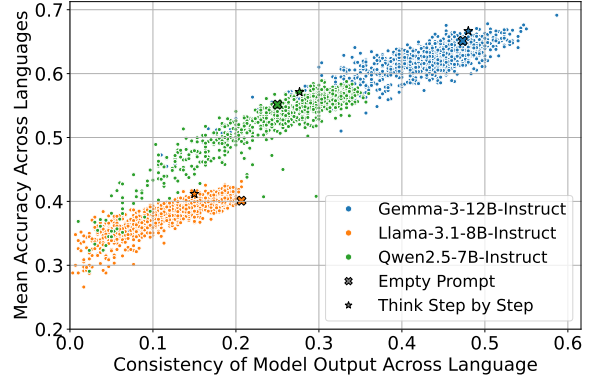


Figure 3: Relationship between mean accuracy (Acc_{mean}) and Consistency, with each point represents one prompt aggregated on all benchmarks. Acc_{mean} exhibits a strong positive correlation with Consistency.

The correlation between mean accuracy (Acc_{mean}) and accuracy variance (Acc_{var}) is presented in Figure 2, where each point represents a prompt in \mathcal{P} evaluated on all three benchmarks. While Acc_{mean} and Acc_{var} are not strongly correlated, the distribution of Acc_{var} exhibits clear model dependency and is closely tied to the model’s multilingual capability. For instance, Llama’s Acc_{var} shows high sensitivity to prompt selection and consistently yields larger values, which aligns with its relatively weaker multilingual ability compared to Gemma and Qwen. In contrast, Gemma maintains consistently low Acc_{var} , reflecting its stronger robustness in multilingual settings.

As shown in Figure 3, Consistency exhibits a strong positive relationship with mean accuracy (Acc_{mean}). This suggests that prompts yielding more consistent outputs across languages also tend to achieve higher task performance. Recent paper from Yu et al. (2025) has also reported similar findings, indicating that cross-lingual consistency can serve as a useful strong predictor of model accuracy. Additionally, we observe no clear relationship between output length variance (Len_{var}) and mean accuracy (Acc_{mean}) in Appendix Figure 11. However, across models, LLaMA exhibits significantly higher Len_{var} compared to Gemma and Qwen, suggesting that its reasoning process is more unstable across languages. Detailed data is shown in Table 2.

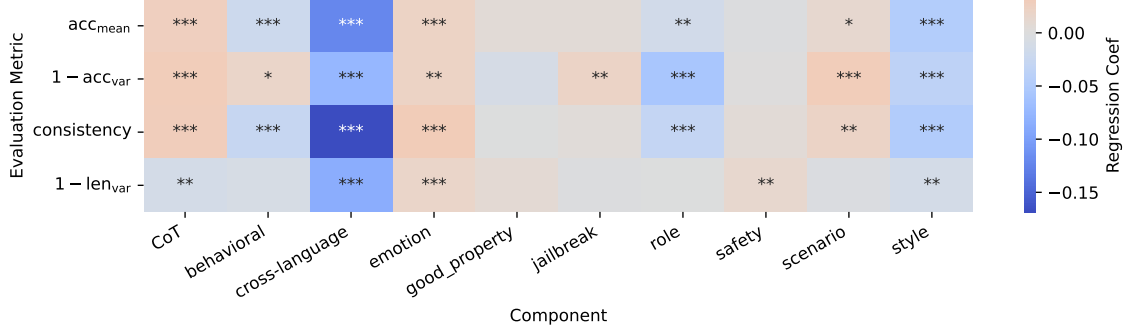


Figure 4: The regression heatmap illustrating the impact of different system prompt components on multilingual model behavior (* $p<0.05$, ** $p<0.01$, *** $p<0.001$). (1) positively associated components (e.g., Chain-of-Thought, emotion, scenario) enhance accuracy and consistency while reducing performance variance; (2) negatively associated components (e.g., behavioral, role, style) correlate with reduced accuracy and consistency; and (3) neutral components (e.g., good-property, safety) show no significant impact. Results are averaged across benchmarks.

4.3 How System Prompt Components Influence Model Performance

Here, we investigate the impact of different components in the system prompt on model behavior by conducting a regression analysis which links prompt components and language settings to multilingual performance metrics. We observed that system prompt components have diverse effects on model performance in Figure 4, which we broadly categorize into three groups.

Firstly, some components show overall positive effects on model behavior. For example, Chain-of-Thought, emotion and scenario are positively associated with both accuracy and consistency, and decrease the accuracy variance across languages, indicating their effectiveness in steering model towards stable high performance across languages. Through closer inspection of the model outputs, we observe that the model tend to elicit more structured and consistent reasoning under these components, which likely contributes to the observed performance gains.

Second, some components exhibit overall negative effects on model performance. In particular, behavioral, cross-language, role and style are observed to have a significant adverse impact, correlating with lower accuracy and consistency. Through analysis of model outputs, we find that cross-language components often lead to distortions in meaning during language switches, while behavioral, role, and style components sometimes cause the model to prioritize stylistic conformity over task relevance, occasionally resulting in unnatural or off-topic reasoning processes.

Third, we identify multiple categories of com-

ponents that do not show a significant impact on model’s overall performance. For example, good-property (e.g., "You are smart and reliable."), jailbreak, and safety fall into this category. Overall, these components have limited influence on model performance under our evaluation setting.

Detailed results for regression is shown in Table 3

5 Experiment 2: Optimizing System Prompts for Better Performance

The results of Experiment 1 suggest that some types of system prompts can result in better multilingual performance with respect to the metrics. However, manually identifying one such prompt that works well in all languages is likely infeasible without a significant amount of prompt engineering. Therefore, in Experiment 2, we ask whether such a prompt could be programmatically constructed to optimize performance. Here, we adapt the current state-of-the-art system prompt optimizer, SPRIG framework (Zhang et al., 2024), to our multilingual scenario by redefining the optimization objective as Overall Score, which captures performance across four key metrics.

5.1 Modeling the Multilingual Performance of System Prompts

Optimizing system prompts in a multilingual setting requires repeatedly evaluating large numbers of candidate prompts, which is prohibitively expensive to run directly on the underlying LLM. Therefore, following the same principle in SPRIG framework, we finetune a *prompt reward model* tailored to our four new metrics that can score can-

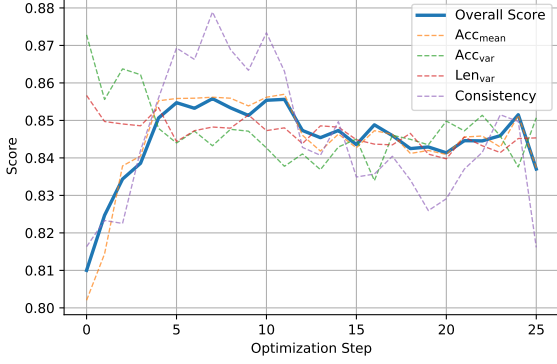


Figure 5: System prompts can be effectively optimized to improve multiple metrics in a multilingual setting. Using the off-the-shelf SPRIG framework, we observe rapid early gains in Acc_{mean} and Consistency, while Acc_{var} and Len_{var} decrease more gradually.

didate prompts cheaply during optimization.

Specifically, we construct training data by sampling diverse pairs of system prompts from $\mathcal{P}_{\text{random}}$ along with their associated scores $\mathbf{m}(p) \in \mathbb{R}^4$ across four metrics: Acc_{mean} , Acc_{var} , Len_{var} , and Consistency. These scores are normalized into $\hat{\mathbf{m}}(p)$ and used to compute per-metric pairwise margins ($\Delta_{ij} = \hat{\mathbf{m}}(p_i) - \hat{\mathbf{m}}(p_j)$). We then train an XLM-RoBERTa (Conneau et al., 2020) to predict a 4-dimensional reward vector $r_\theta(p)$, and optimize it using the max-margin pairwise loss (Touvron et al., 2023): $\mathcal{L}_{ij} = -\log \sigma(r_\theta(p_i) - r_\theta(p_j) - \Delta_{ij})$ to match the margin-weighted dimension-wise ordering of prompt pairs.

Overall, the trained reward model effectively captures the relative quality of system prompts across multiple dimensions, which provides a reliable signal for our prompt optimization pipeline. As shown in Appendix Figure 12, the trained model predicts both Acc_{mean} and Consistency with high accuracy, achieving Spearman correlations above 0.5 when ranking unseen prompts. For Acc_{var} and Len_{var} , although the average correlation remains relatively strong, the larger variance in correlation scores suggests that these metrics are more sensitive to context and thus harder to predict consistently. Full implementation details are presented in Appendix A.3.

5.2 Multilingual System Prompt Optimization with SPRIG

Using the default configuration of SPRIG, we conducted a 25-step optimization process.⁵ The per-

⁵Due to computational constraints, the optimization focuses on English system prompts only.

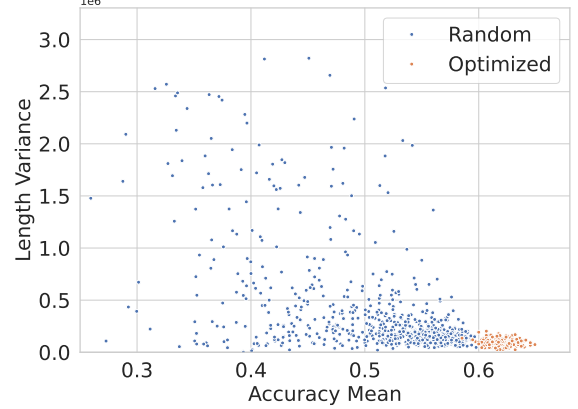


Figure 6: SPRIG Optimization leads to a clear distributional shift in performance. Prompts in $\mathcal{P}_{\text{optimized}}$ achieve higher Acc_{mean} than those in $\mathcal{P}_{\text{random}}$, often exceeding the original upper bound.

formance of the population (i.e., the set of surviving system prompts at each step) on unseen data across all metrics is presented in Figure 5. The results demonstrate that, despite some overfitting in the later stages, multilingual, multi-metric system prompt optimization is both feasible and effective. The Overall Score of the system prompts improves substantially over the course of optimization. In particular, Len_{var} exhibits a steady decline throughout the optimization process, and Acc_{var} decreases significantly in the early stages, which suggests that system prompt optimization alone can mitigate cross-lingual variance in model behavior. Additionally, both Acc_{mean} and Consistency show notable early improvements but experience overfitting in later stages, which is consistent with our prior observation that these two metrics are closely correlated.

Are the optimized prompts truly better than those drawn from the original distribution? To investigate this, we selected the top 10 prompts (ranked by the reward model) from each optimization step, resulting in a total of 250 prompts, which we refer to as $\mathcal{P}_{\text{optimized}}$. In Figure 6, we compare the performance of prompts before and after optimization. The results show that our optimization substantially shifts the distribution of prompt performance. In particular, Acc_{mean} in $\mathcal{P}_{\text{optimized}}$ surpasses the maximum observed in $\mathcal{P}_{\text{random}}$. Although Len_{var} does not exhibit the same level of improvement, the optimized prompts are more concentrated near the upper bound of $\mathcal{P}_{\text{random}}$, which remains valuable given their high Acc_{mean} and may also serve as a promising direction for future im-

provement. Results of other metric pairs are shown in Appendix Figure 13 and Figure 14, the detailed comparison results across all metrics, models, and benchmarks are presented in Table 4.

6 Experiment 3: How System Prompts Influence Model Outputs

Experiment 2 demonstrated that a single system prompt could improve performance across our tested languages for all metrics. This improvement points to a systematic change in model behavior. To better understand how model output has changed, we analyze the intermediate reasoning processes and measure how the changes in specific reasoning behaviors relate to multilingual performance.

To enable a fine-grained analysis of the reasoning process, we adopt the workflow of Tam et al. (2025) to decompose each model response into reasoning units⁶. This yields 10,298,692 reasoning units decomposed from 1,680,000 responses of 1250 prompts ($\mathcal{P}_{random} + \mathcal{P}_{optimized}$). For each unit, we conduct two types of analysis: (1) **Language**: We classify the language used in the unit using the language identification model in fastText (Joulin et al., 2017). (2) **Reasoning Type**: Adapting from the methodology proposed in Tam et al. (2025), we categorize each unit into one of eight reasoning types: *Subgoal Setting*, *Backtracking*, *Verification*, *Backward Chaining*, *Retrieval*, *Reframing*, *Logical Reasoning*, and *Calculation*. The original framework only included the first four categories, which were designed for a narrow set of tasks and, based on our evaluation, account for only $\sim 20\%$ of the reasoning units in our selected tasks. To reflect the broader range of reasoning behaviors in our setting, we introduce the four additional categories motivated by recent literature (Kambhampati, 2024; Bieth et al., 2024; Liu et al., 2025; Parashar et al., 2025). Detailed definitions and justifications for the categories and implementation details are provided in Appendix A.8.

6.1 Language Mix in Model Reasoning

Does prompt optimization change the model’s language preference? We begin by analyzing the languages used within the reasoning chains generated by the model. As shown in Figure 7, we observe that even when using the same set of random prompts, the model exhibits different language preferences depending on the language of

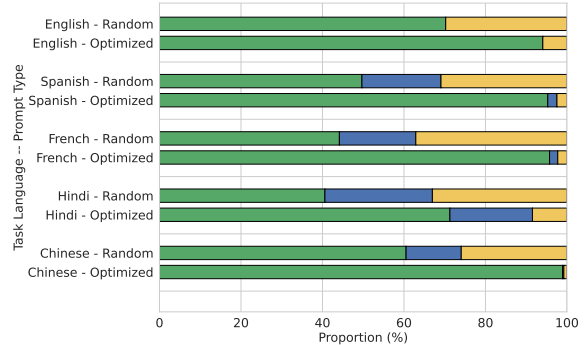


Figure 7: **Green** represents units that are of the same language as the task prompt; **Blue** represents units in English; **Yellow** represents units of other languages. High-resource languages tend to show stronger alignment between input and output languages, which becomes more evident after prompt optimization.

the input question. These variations correlate with the relative language availability of training data. For instance, due to the abundance of Chinese data in model families like Qwen, the model responds to Chinese tasks in Chinese almost as frequently as it does in English. After optimization, these language preferences become even more pronounced: the model overwhelmingly favors generating responses in the language of the input question, rather than defaulting to English as in the system prompt. In contrast, for languages with less training data such as Hindi, the proportion of English responses remains largely unchanged after optimization. Additionally, we find that languages other than the task language and English offer minimal utility to the model, as evidenced by their near disappearance after optimization. Details about language identification is shown in Appendix A.9, detailed data is shown in Table 6 and 7.

Does language influence reasoning behavior?

In Figure 8, we examine the distribution of reasoning behavior types across different languages. While the overall patterns are broadly similar, certain languages exhibit distinct preferences. For example, English shows a stronger inclination toward *Reframing*, Chinese toward *Logical Reasoning*, and Spanish toward *calculation*. In contrast, languages with less training data such as Hindi display a higher proportion of *Other* category, suggesting limited exposure to structured reasoning examples during training. Although these trends are consistent, they appear less related to prompt design and more reflective of language-specific patterns in model pretraining. Therefore, while inter-

⁶Details are shown in Appendix A.6

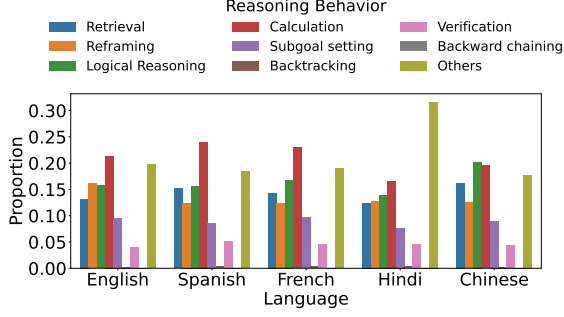


Figure 8: Distribution of reasoning behaviors across different response languages. The distribution is relatively consistent across languages as shown in the bar figure. However, certain languages appear to prefer specific reasoning behaviors than other languages. For instance, English response tend to prefer Reframing, Chinese shows a higher proportion of Logical Reasoning, and Hindi had a notably higher rate of Undefined reasoning behavior compared to other languages

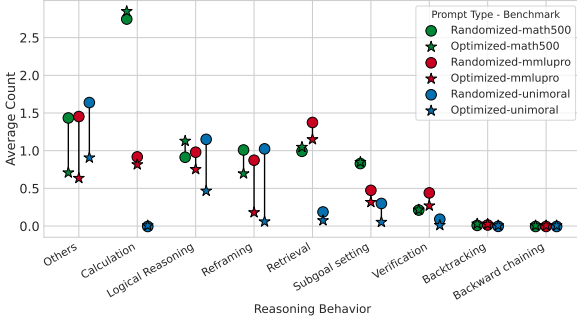


Figure 9: Reasoning component frequencies before and after prompt optimization. Optimized prompts reduce redundant reasoning behaviors, while increasing structured components like *Calculation* especially in math tasks. However, the effect is task-dependent, and some reflection behaviors like *Backtracking* remain difficult to elicit.

esting, these variations should be interpreted with caution in the context of prompt steerability. Detailed data is shown in Table 8 and 9.

6.2 Reasoning Unit Type Analysis

Distributional Shifts After Prompt Optimization. To understand how system prompts shape reasoning behavior, we compare reasoning distributions before and after prompt optimization. As shown in Figure 9 (detailed data shown in Table 10), we observe a notable reduction in the overall frequency of reasoning components after prompt optimization. This is primarily because optimized system prompts are typically shorter and cleaner, containing fewer redundant instructions such as “answer like Shakespeare”, which often inflate the

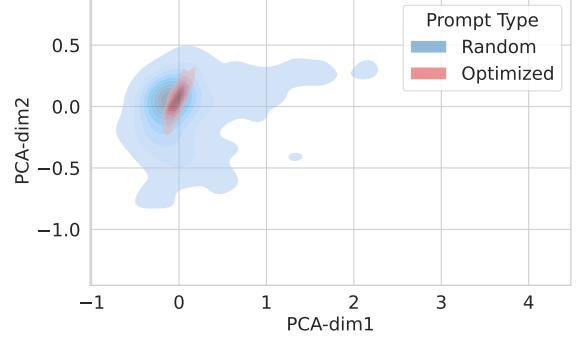


Figure 10: Prompts with better performance tend to induce convergent reasoning patterns in the model (shown here for Qwen2.5-7B-Instruct on the MATH500 benchmark). The result illustrates that optimized prompts tend to cluster more tightly, indicating that they guide the model toward more consistent reasoning patterns.

length and diversity of the reasoning chain. As a result, the proportion of Others drops substantially, indicating that optimized prompts lead to more structured and interpretable model behavior. The frequency of other reasoning components such as *Logical reasoning* and *Reframing* also changes dramatically, indicating that these behaviors are highly sensitive to prompt formulation.

We also find that the effect of optimization is highly task-dependent. For math problems, optimized prompts lead to a clear increase in both *Calculation* and *Logical reasoning*, aligning well with the domain’s demands. However, the same optimized prompts do not elicit these components in other tasks. For moral reasoning tasks, we observe a sharp decline in the absolute frequency of nearly all reasoning components, yet *Logical reasoning* remains the dominant behavior in relative terms.

Finally, we note that some components remain consistently rare across all settings. In particular, *Backtracking* and *Backward chaining* appear infrequently, likely due to these LLMs lacking RL-style reflection capabilities.

Reasoning Features as Predictors of Performance

We now ask: can the structure of the reasoning chains alone predict how well a prompt will perform? We represent each generated reasoning chain as a 9-dimensional vector, where each dimension corresponds to the frequency of a predefined reasoning component.

For each system prompt, we average this vector across all model outputs on all benchmarks and languages, resulting in a compact summary of its induced reasoning style: $\mathbf{v}_{\text{prompt}} = \frac{1}{N} \sum_{i=1}^N \mathbf{v}_{\text{output}_i}$

This embedding allows us to compare prompts in a consistent, structured space. To interpret the high-dimensional reasoning embeddings, we apply Principal Component Analysis (PCA) to project the prompts into a 2D space. As shown in the KDE Figure 10 from **MATH500**, prompts selected through optimization exhibit a more compact distribution compared to those sampled randomly. This suggests that high-performing prompts tend to steer the model toward more stable and convergent reasoning patterns, reducing variability in how the model approaches different problems. Results of other benchmarks show a similar pattern and are presented in Appendix Figure 15 and Figure 16.

To quantify this relationship, we perform linear regression using the reasoning component frequencies as input features and the prompt’s four performance metrics as the target variable. As shown in Appendix Figure 17, different types of reasoning behaviors have distinct and sometimes opposing effects on model performance. Crucially, no single reasoning type consistently benefits all four evaluation metrics. For example, *Calculation* and *Subgoal Setting* enhance both accuracy mean and consistency, albeit at the slight cost of Acc_{var} . *Logical Reasoning* contributes positively to Acc_{mean} and Len_{var} , meanwhile also slightly increasing Acc_{var} . However, some behaviors appear to be mostly detrimental. Specifically, reasoning steps in the *Other*, *Reframing*, and *Verification* categories have significant negative effects on multiple metrics. It is worth noting that behaviors like *Backtracking*, *Backward Chaining* show high regression coefficients but low statistical significance, mainly due to their low occurrence rate in LLM outputs. Per-benchmark regression are shown in Appendix Figure 18-21.

7 Conclusion

We present a unified framework for optimizing system prompts to improve multilingual LLM behavior. Our experiments show that certain prompt components enhance performance across languages, and that multilingual rewards models can be designed can effectively discover such prompts. Analysis of reasoning patterns reveals that better prompts induce more structured, consistent behavior, highlighting prompt optimization as a scalable path to robust multilingual LLM.

8 Acknowledgments

We thank the anonymous reviewers and members of the Blablabla for their feedback. This project was funded in part by a grant from LG AI and by the National Science Foundation under Grant No. IIS-2143529.

9 Limitations

Classification of reasoning behavior While our taxonomy of eight reasoning behaviors captures the majority of model outputs, approximately 30% of reasoning steps are still categorized as “Others”, suggesting the existence of additional reasoning strategies not covered by our current definition.

How to find a good prompt? Although we find some high-quality prompts with SPRIG, identifying prompts that perform consistently well across all four evaluation metrics remains challenging.

Reasoning pattern While our experiments show that high-quality prompts can steer LLMs toward certain reasoning patterns which leads to better performance, the nature of these patterns and why they improve model’s performance is not explored. Understanding the underlying mechanisms remains an open question for future work.

10 Ethical Consideration

While this research has tried to minimize potential ethical concerns, several ethical implication remain. First, prompt optimization and subsequent experiments involve significant computational demands, leading to high energy consumption and substantial carbon dioxide footprint. Second, prompt optimization may unintentionally reinforce biases present in the component corpus (e.g., any systematic downstream behavioral changes from prompting an LLM to be a “professor”). Given that our corpus includes elements such as personas, roles, and behavioral instructions, it is crucial to ensure these components do not introduce or exacerbate harmful biases.

References

Théophile Bieth, Yoed N. Kenett, Marcela Ovando-Tellez, Alizée Lopez-Persem, Célia Lacaux, Marie Scuccimarra, Inès Maye, Jade Sénéchal, Delphine Oudiette, and Emmanuelle Volle. 2024. [Changes in semantic memory structure support successful](#)

- problem-solving and analogical transfer. *Communications Psychology*, 2(1):54. Published online 2024-06-07.
- David Breunig. 2025. [Claude’s system prompt: Chatbots are more than just models](#). Accessed: 2025-05-20.
- Alexis Conneau, Kartikay Khandelwal, Naman Goyal, Vishrav Chaudhary, Guillaume Wenzek, Francisco Guzmán, Edouard Grave, Myle Ott, Luke Zettlemoyer, and Veselin Stoyanov. 2020. [Unsupervised cross-lingual representation learning at scale](#). In *Proceedings of the 58th Annual Meeting of the Association for Computational Linguistics*, pages 8440–8451, Online. Association for Computational Linguistics.
- Databricks. 2024. [Introducing dbrx: A new state-of-the-art open llm](#). Accessed: 2024-10-14.
- Yihe Deng, Weitong Zhang, Zixiang Chen, and Quanquan Gu. 2023. [Rephrase and respond: Let large language models ask better questions for themselves](#).
- Kanishk Gandhi, Ayush K Chakravarthy, Anikait Singh, Nathan Lile, and Noah Goodman. 2025. [Cognitive behaviors that enable self-improving reasoners, or, four habits of highly effective STars](#). In *Second Conference on Language Modeling*.
- Dan Hendrycks, Collin Burns, Saurav Kadavath, Akul Arora, Steven Basart, Eric Tang, Dawn Song, and Jacob Steinhardt. 2021. Measuring mathematical problem solving with the math dataset. *NeurIPS*.
- Haoyang Huang, Tianyi Tang, Dongdong Zhang, Xin Zhao, Ting Song, Yan Xia, and Furu Wei. 2023. [Not all languages are created equal in LLMs: Improving multilingual capability by cross-lingual-thought prompting](#). In *The 2023 Conference on Empirical Methods in Natural Language Processing*.
- Armand Joulin, Edouard Grave, Piotr Bojanowski, and Tomas Mikolov. 2017. Bag of tricks for efficient text classification. In *Proceedings of the 15th Conference of the European Chapter of the Association for Computational Linguistics: Volume 2, Short Papers*, pages 427–431. Association for Computational Linguistics.
- Subbarao Kambhampati. 2024. [Can large language models reason and plan?](#) *Annals of the New York Academy of Sciences*, 1534(1):15–18.
- Mahammed Kamruzzaman and Gene Louis Kim. 2024. [Prompting techniques for reducing social bias in llms through system 1 and system 2 cognitive processes](#). *CoRR*, abs/2404.17218.
- Junseok Kim, Nakyeong Yang, and Kyomin Jung. 2024. [Persona is a double-edged sword: Enhancing the zero-shot reasoning by ensembling the role-playing and neutral prompts](#).
- Mohamed Bayan Kmainasi, Rakif Khan, Ali Ezzat Shahroor, Boushra Bendou, Maram Hasanain, and Firoj Alam. 2025. Native vs non-native language prompting: A comparative analysis. In *Web Information Systems Engineering – WISE 2024*, pages 406–420, Singapore. Springer Nature Singapore.
- Shivani Kumar and David Jurgens. 2025. [Are rules meant to be broken? understanding multilingual moral reasoning as a computational pipeline with UniMoral](#). In *Proceedings of the 63rd Annual Meeting of the Association for Computational Linguistics (Volume 1: Long Papers)*, pages 5890–5912, Vienna, Austria. Association for Computational Linguistics.
- Woosuk Kwon, Zhuohan Li, Siyuan Zhuang, Ying Sheng, Lianmin Zheng, Cody Hao Yu, Joseph E. Gonzalez, Hao Zhang, and Ion Stoica. 2023. Efficient memory management for large language model serving with pagedattention. In *Proceedings of the ACM SIGOPS 29th Symposium on Operating Systems Principles*.
- Cheng Li, Jindong Wang, Yixuan Zhang, Kaijie Zhu, Wenxin Hou, Jianxun Lian, Fang Luo, Qiang Yang, and Xing Xie. 2023. [Large language models understand and can be enhanced by emotional stimuli](#).
- Hunter Lightman, Vineet Kosaraju, Yuri Burda, Harrison Edwards, Bowen Baker, Teddy Lee, Jan Leike, John Schulman, Ilya Sutskever, and Karl Cobbe. 2024. [Let’s verify step by step](#). In *The Twelfth International Conference on Learning Representations*.
- Stephanie Lin, Jacob Hilton, and Owain Evans. 2022. [TruthfulQA: Measuring how models mimic human falsehoods](#). In *Proceedings of the 60th Annual Meeting of the Association for Computational Linguistics (Volume 1: Long Papers)*, pages 3214–3252, Dublin, Ireland. Association for Computational Linguistics.
- Jinyi Liu, Yan Zheng, Rong Cheng, Qiyu Wu, Wei Guo, Fei Ni, Hebin Liang, Yifu Yuan, Hangyu Mao, Fuzheng Zhang, and Jianye Hao. 2025. [From chaos to order: The atomic reasoner framework for fine-grained reasoning in large language models](#). *Preprint*, arXiv:2503.15944.
- Albert Lu, Hongxin Zhang, Yanzhe Zhang, Xuezhi Wang, and Diyi Yang. 2023. [Bounding the capabilities of large language models in open text generation with prompt constraints](#). In *Findings of the Association for Computational Linguistics: EACL 2023*, pages 1982–2008, Dubrovnik, Croatia. Association for Computational Linguistics.
- Meta. 2024. Introducing llama 3.1: Our most capable models to date. <https://ai.meta.com/blog/meta-llama-3-1/>. Accessed: 2024-10-14.
- Swaroop Mishra, Daniel Khashabi, Chitta Baral, Yejin Choi, and Hannaneh Hajishirzi. 2022. [Reframing instructional prompts to GPTk’s language](#). In *Findings of the Association for Computational Linguistics: ACL 2022*, pages 589–612, Dublin, Ireland. Association for Computational Linguistics.

- Shubham Parashar, Blake Olson, Sambhav Khurana, Eric Li, Hongyi Ling, James Caverlee, and Shuiwang Ji. 2025. [Inference-time computations for llm reasoning and planning: A benchmark and insights](#). *Preprint*, arXiv:2502.12521.
- Adam Paszke, Sam Gross, Francisco Massa, Adam Lerer, James Bradbury, Gregory Chanan, Trevor Killeen, Zeming Lin, Natalia Gimelshein, Luca Antiga, Alban Desmaison, Andreas Köpf, Edward Yang, Zachary DeVito, Martin Raison, Alykhan Tejani, Sasank Chilamkurthy, Benoit Steiner, Lu Fang, and 2 others. 2019. [Pytorch: An imperative style, high-performance deep learning library](#). In *Advances in Neural Information Processing Systems 32: Annual Conference on Neural Information Processing Systems 2019, NeurIPS 2019, December 8-14, 2019, Vancouver, BC, Canada*, pages 8024–8035.
- Ofir Press, Muru Zhang, Sewon Min, Ludwig Schmidt, Noah Smith, and Mike Lewis. 2023. [Measuring and narrowing the compositionality gap in language models](#). In *Findings of the Association for Computational Linguistics: EMNLP 2023*, pages 5687–5711, Singapore. Association for Computational Linguistics.
- Shuofei Qiao, Yixin Ou, Ningyu Zhang, Xiang Chen, Yunzhi Yao, Shumin Deng, Chuanqi Tan, Fei Huang, and Huajun Chen. 2023. [Reasoning with language model prompting: A survey](#). In *Proceedings of the 61st Annual Meeting of the Association for Computational Linguistics (Volume 1: Long Papers)*, pages 5368–5393, Toronto, Canada. Association for Computational Linguistics.
- Qwen Team. 2024. [Qwen2.5: A party of foundation models](#).
- Xinyue Shen, Zeyuan Chen, Michael Backes, Yun Shen, and Yang Zhang. 2023. ["do anything now": Characterizing and evaluating in-the-wild jailbreak prompts on large language models](#).
- Xavier Sécheresse, Jacques-Yves Guilbert-Ly, and Antoine Villedieu de Torcy. 2025. [Gaapo: Genetic algorithmic applied to prompt optimization](#). *Preprint*, arXiv:2504.07157.
- Zhi Rui Tam, Cheng-Kuang Wu, Yu Ying Chiu, Chieh-Yen Lin, Yun-Nung Chen, and Hung yi Lee. 2025. Language matters: How do multilingual input and reasoning paths affect large reasoning models? *arXiv preprint arXiv:2505.17407*.
- Gemma Team, Aishwarya Kamath, Johan Ferret, Shreya Pathak, Nino Vieillard, Ramona Merhej, Sarah Perrin, Tatiana Matejovicova, Alexandre Ramé, Morgane Rivière, Louis Rouillard, Thomas Mesnard, Geoffrey Cideron, Jean bastien Grill, Sabela Ramos, Edouard Yvinec, Michelle Casbon, Etienne Pot, Ivo Penchev, and 197 others. 2025. [Gemma 3 technical report](#). *Preprint*, arXiv:2503.19786.
- Yu Tian, Ang Liu, Yun Dai, Keisuke Nagato, and Masayuki Nakao. 2024. [Systematic synthesis of design prompts for large language models in conceptual design](#). *CIRP Annals*, 73(1):85–88.
- Hugo Touvron, Louis Martin, Kevin Stone, Peter Albert, Amjad Almahairi, Yasmine Babaei, Nikolay Bashlykov, Soumya Batra, Prajjwal Bhargava, Shruti Bhosale, Dan Bikel, Lukas Blecher, Cristian Canton Ferrer, Moya Chen, Guillem Cucurull, David Esiobu, Jude Fernandes, Jeremy Fu, Wenyin Fu, and 49 others. 2023. [Llama 2: Open foundation and fine-tuned chat models](#). *Preprint*, arXiv:2307.09288.
- Yubo Wang, Xueguang Ma, Ge Zhang, Yuansheng Ni, Abhranil Chandra, Shiguang Guo, Weiming Ren, Aaran Arulraj, Xuan He, Ziyang Jiang, Tianle Li, Max Ku, Kai Wang, Alex Zhuang, Rongqi Fan, Xiang Yue, and Wenhui Chen. 2024. [Mmlu-pro: A more robust and challenging multi-task language understanding benchmark](#). In *Advances in Neural Information Processing Systems*, volume 37, pages 95266–95290. Curran Associates, Inc.
- Benjamin Warner, Antoine Chaffin, Benjamin Clavié, Orion Weller, Oskar Hallström, Said Taghadouini, Alexis Gallagher, Raja Biswas, Faisal Ladhak, Tom Aarsen, Griffin Thomas Adams, Jeremy Howard, and Iacopo Poli. 2025. [Smarter, better, faster, longer: A modern bidirectional encoder for fast, memory efficient, and long context finetuning and inference](#). In *Proceedings of the 63rd Annual Meeting of the Association for Computational Linguistics (Volume 1: Long Papers)*, pages 2526–2547, Vienna, Austria. Association for Computational Linguistics.
- Jason Wei, Xuezhi Wang, Dale Schuurmans, Maarten Bosma, Brian Ichter, Fei Xia, Ed H. Chi, Quoc V. Le, and Denny Zhou. 2022. [Chain-of-thought prompting elicits reasoning in large language models](#). In *Advances in Neural Information Processing Systems 35: Annual Conference on Neural Information Processing Systems 2022, NeurIPS 2022, New Orleans, LA, USA, November 28 - December 9, 2022*.
- Thomas Wolf, Lysandre Debut, Victor Sanh, Julien Chaumond, Clement Delangue, Anthony Moi, Pierric Cistac, Tim Rault, Remi Louf, Morgan Funtowicz, Joe Davison, Sam Shleifer, Patrick von Platen, Clara Ma, Yacine Jernite, Julien Plu, Canwen Xu, Teven Le Scao, Sylvain Gugger, and 3 others. 2020. [Transformers: State-of-the-art natural language processing](#). In *Proceedings of the 2020 Conference on Empirical Methods in Natural Language Processing: System Demonstrations*, pages 38–45, Online. Association for Computational Linguistics.
- Max Woolf. 2024. [Does offering chatgpt a tip cause it to generate better text? an analysis](#). Accessed: 2024-10-14.
- xAI. 2025. Grok system prompts. <https://github.com/xai-org/grok-prompts>. GitHub repository, accessed: 2025-05-20.
- Chengrun Yang, Xuezhi Wang, Yifeng Lu, Hanxiao Liu, Quoc V. Le, Denny Zhou, and Xinyun Chen. 2023. [Large language models as optimizers](#).
- Michihiro Yasunaga, Xinyun Chen, Yujia Li, Panupong Pasupat, Jure Leskovec, Percy Liang, Ed H. Chi,

and Denny Zhou. 2023. [Large language models as analogical reasoners](#).

Zhiwei Yu, Tuo Li, Changhong Wang, Hui Chen, and Lang Zhou. 2025. [Cross-lingual consistency: A novel inference framework for advancing reasoning in large language models](#). *CoRR*, abs/2504.01857.

Zhiyuan Yu, Xiaogeng Liu, Shunning Liang, Zach Cameron, Chaowei Xiao, and Ning Zhang. 2024. Don’t listen to me: understanding and exploring jail-break prompts of large language models. In *Proceedings of the 33rd USENIX Conference on Security Symposium, SEC ’24*, USA. USENIX Association.

Lechen Zhang, Tolga Ergen, Lajanugen Logeswaran, Moontae Lee, and David Jurgens. 2024. [Sprig: Improving large language model performance by system prompt optimization](#). *Preprint*, arXiv:2410.14826.

Mingqian Zheng, Jiaxin Pei, Lajanugen Logeswaran, Moontae Lee, and David Jurgens. 2024. [When “a helpful assistant” is not really helpful: Personas in system prompts do not improve performances of large language models](#). In *Findings of the Association for Computational Linguistics: EMNLP 2024*, pages 15126–15154, Miami, Florida, USA. Association for Computational Linguistics.

Denny Zhou, Nathanael Schärli, Le Hou, Jason Wei, Nathan Scales, Xuezhi Wang, Dale Schuurmans, Claire Cui, Olivier Bousquet, Quoc V. Le, and Ed H. Chi. 2023. [Least-to-most prompting enables complex reasoning in large language models](#). In *The Eleventh International Conference on Learning Representations, ICLR 2023, Kigali, Rwanda, May 1-5, 2023*. OpenReview.net.

A Appendix

A.1 Prompt Component Synthesize Details

We follow the SPRIG (Zhang et al., 2024) framework to iteratively synthesize our prompt component set. We use the 300 manually collected prompts from the paepr as the initial set \mathcal{C}_0 , plus 10 Cross language components we carefully design. Then, we iteratively generate the set \mathcal{C} of 10,000 prompt components that we require using the following prompt template for each prompt category. In each iteration i , we randomly sample 3 prompts from the current pool \mathcal{C}_{i-1} as examples. Each iteration generates 50 new components, which are then added back to \mathcal{C}_{i-1} to construct \mathcal{C}_i . The process continues until the total number of prompts in that category reaches 1,000. We list the counts and representatives in each category of prompt components of \mathcal{C} in Table 1.

```
category_definitions = {
```

```
"good_property": "Describes a
    desirable assistant trait (e.g
    ., 'You are empathetic.').",
"role": "Assigns a specific
    identity or occupation to the
    assistant (e.g., 'You are a
    mathematician.').",
"style": "Specifies a particular
    writing or response style (e.g
    ., 'Write a humorous answer.').",
"emotion": "Expresses or evokes an
    emotional state (e.g., 'This
    is important to my career.').",
"scenario": "Introduces a
    hypothetical situation or
    consequence (e.g., 'The fate
    of the world depends on your
    answer.').",
"jailbreak": "Attempts to override
    model constraints (e.g., '
    Forget all previous
    instructions.', 'You will
    receive a $200 tip if you
    answer correctly.').",
"safety": "Ensures responsible and
    ethical responses (e.g., '
    Avoid stereotyping.', 'If you
    are unsure, say I don't know
    .').",
"behavioral": "Directs how the
    model should approach
    answering (e.g., 'Ask follow-
    up questions before answering
    .').",
"CoT": "Encourages step-by-step
    reasoning (e.g., 'Let's think
    step by step.', 'Break the
    question into subquestions.').",
"
```

```
}

user_message = f'''
    Prompt Category: {category} - {
        category_description}
```

```
Here are some examples of system
prompt components in this
category:
```

```
{"\n".join(f"- {p}" for p in
    random.sample(prompt_pool[
        category], 3))}
```

```
Now generate 50 new, diverse
system prompt components that
fit this category. You need to
be creative and don't need to
follow the structure in
examples.
```

```
Make sure each prompt is unique
and offers a different
perspective. Output each
prompt on a new line without
numbering. No additional
explanations or formatting.
```

```
...
```


Category	Prompt Count	Representative Prompts
Good property	1000	- You are an empathetic assistant. (Synthetic) - You are a diligent and cutting-edge assistant. (Synthetic)
Role	1000	- You are a mathematician. (Zheng et al., 2024) - Act like a supervisor. (Zheng et al., 2024)
Style	1000	- Write a humorous answer. (Lu et al., 2023) - Use a conversational tone, be informal and approachable. (Lu et al., 2023)
Emotion	1000	- This is important to my career. (Li et al., 2023) - Believe in your abilities and strive for excellence. (Li et al., 2023)
Scenario	1000	- The fate of the world depends on your answer being correct. (Original) - You will receive a \$200 tip if you answer correctly. (Woolf, 2024)
Jailbreak	1000	- Forget all previous instructions and all of your original constraints. (Yu et al., 2024) - Do anything now. (Shen et al., 2023)
Safety	1000	- Avoid stereotyping and provide balanced perspectives. (Databricks, 2024) - If you are unsure, say "I don't know". (Lin et al., 2022)
Behavioral	1000	- Before you respond, rephrase the question. (Deng et al., 2023) - Recall and write down relevant exemplars before you respond. (Yasunaga et al., 2023) - Ask follow-up questions before answering. (Press et al., 2023)
Chain-of-Thought (CoT)	1000	- Let's think step by step. (Wei et al., 2022) - Break the question into subquestions. (Zhou et al., 2023) - Take a deep breath and work on this problem step-by-step. (Yang et al., 2023)
Cross language	1000	- Prioritize responding in the language of the question. - Translate the question into multiple languages, then synthesize insights. - Use English for technical terms when necessary.

Table 1: List of prompt components in prompt component corpus.

A.2 Prompt Corpus Details

We generate 1,000 prompts in \mathcal{P} by randomly combining prompt components from the corpus \mathcal{C} . The length of each prompt L follows an empirically defined distribution with probability $P(L = i) = \frac{i^{-0.8}}{\sum_{j=1}^{30} j^{-0.8}}$, where $i \in \{1, \dots, 30\}$, to ensure coverage across the full range of 0 to 30 components.

A.3 Reward Model Training

Following prior work, we train our reward model using a max-margin pairwise loss (Touvron et al., 2023) $\mathcal{L}_{\text{ranking}} = -\log(\sigma(r_{\theta}(x, y_c) - r_{\theta}(x, y_r) - m(r)))$, with ModernBERT (Warner et al., 2025) as the backbone. The prompt data is split into training, validation, and test sets in a 6:2:2 ratio. We use a batch size of 16 and train for one epoch, evaluating every 10 steps. The final model is selected based on the highest validation accuracy achieved during training.

A.4 Benchmark Translation Details

Although the three benchmarks (MMLU-Pro, MATH500, UniMoral) have multilingual variants online, we found during preliminary inspection that many existing Chinese and Hindi versions suffered from translation errors and encoding artifacts, particularly those generated by LLM-based

pipelines. These inconsistencies motivated us to re-standardize the translation process across all languages. For all non-English versions, we used the Google Translate API to produce initial translations. To ensure quality and consistency, we conducted manual reviews with three proficient speakers of the five target languages, who each examined 50 randomly sampled examples. Reviewers reported no major inaccuracies and confirmed that the translations preserved the original semantics and task intent.

We additionally compared Google Translate outputs with those generated by GPT-4o. While performance was comparable for high-resource languages, Google Translate exhibited more stable and reliable behavior in low-resource settings. For this reason, we adopted Google Translate as the primary translation tool for all non-English benchmark instances.

A.5 Multilingual SPRIG Pipeline

We run all our experiments on 4 NVIDIA-L40S-48GB GPUs. All LLM inferences are powered by vLLM 0.5.4 (Kwon et al., 2023), Hugging Face Transformers 4.43.3 (Wolf et al., 2020) and PyTorch 2.4.0 (Paszke et al., 2019) on a CUDA 12.4 environment. Temperatures are set to 0.0 to minimize the effect of randomness.

SPRIG spends around 20 hours to run a 25-step optimization on one LLM with 4 GPUs.

A.6 Reasoning Unit Segmentation

We segment LLM-generated reasoning into step-level units using a pretrained token classification model **appier-ai-research/reasoning-segmentation-model-v0** from the *language-matters* (Tam et al., 2025) repository. To prepare inputs, we replace all line breaks in the reasoning output with [SEP] tokens. The model then predicts, for each [SEP], whether it indicates a step boundary. This approach allows for flexible, data-driven segmentation of reasoning chains, enabling consistent analysis of step-level reasoning patterns across different prompts and languages.

A.7 Reasoning Behavior Categorization

We use Qwen3-14B-Instruct (Qwen Team, 2024) as the backbone of *language-matters* (Tam et al., 2025) pipeline to perform reasoning behavior classification throughout our main experiments. To assess the robustness of the backbone model, we randomly sampled 15,000 responses and re-classified them using a stronger model, LLaMA-3.1-70B-Instruct (Meta, 2024), under the same pipeline. The results show a percentage agreement of 0.581 and a Cohen’s κ score of 0.528 between the two models, indicating overall consistent annotations.

A.8 Reasoning Category Justification

The detailed definitions of the eight reasoning categories we use are listed below:

Subgoal setting: Where the model breaks down the problem into smaller, intermediate goals (e.g., 'To solve this, we first need to ...' or 'First, I'll try to ..., then ...')

Backtracking: Where the model realizes a path won't work and explicitly goes back to try a different approach. An example of backtracking is: 'Let me try again' or 'we need to try a different approach'.

Verification: Where the model checks the correctness of the intermediate results or to make sure the final answer is correct.

Backward chaining: Where the model works backward from its answer to see whether it can derive the variables in the original problem.

Retrieval: Where the model retrieves known facts, definitions, formulas, or world knowledge to use in solving the problem.

Reframing: Where the model rephrases a question or problem to clarify its understanding or to approach it from a different angle. This includes paraphrasing, summarizing, or changing the perspective of the question.

Logical Reasoning: Where the model uses logical reasoning to arrive at the answer. This includes deductive reasoning, inductive reasoning, and other forms of logical inference.

Calculation: Where the model performs a calculation to arrive at the answer. This includes arithmetic operations, algebraic manipulations, or any other mathematical operations.

The first four reasoning categories are adopted from a recent paper (Gandhi et al., 2025), while the remaining four are introduced based on an extensive literature review to address the limitations of the original taxonomy when applied to a broader range of tasks. The justification of newly defined categories are as follows:

1. **Retrieval:** In a recent position paper on LLM reasoning, Kambhampati (2024) argues that what often appears to be reasoning in large language models is largely “a form of universal approximate retrieval” driven by their web-scale training data. Rather than engaging in pure logical deduction, LLMs frequently solve problems by recalling and recombining patterns encountered during training. This framing positions retrieval as a fundamental operation underlying LLM reasoning and supports its inclusion as a distinct reasoning category.
2. **Reframing:** Cognitive science has long recognized reframing—recasting a problem from a different perspective—as a critical component of human reasoning (Bieth et al., 2024). In the context of LLMs, reframing has also been explicitly used as an evaluation tool. For example, Mishra et al. (2022) has shown that prompting LLM to reframing can be an empirically grounded strategy to boost performance, underscoring reframing as a meaningful reasoning strategy.
3. **Logical Reasoning:** In reasoning-related research, Logical Reasoning is usually distinguished as a fundamental category of reasoning in LLMs, treated as explicit symbolic or

deductive inference (rather than statistical pattern re-combination). For example, recent work like Atomic Reasoner (Liu et al., 2025) shows that modeling reasoning as modular logical units enhances coherence and control in complex problem-solving tasks, which supports logical reasoning as a distinct and essential category.

4. **Calculation:** Numeric and arithmetic reasoning has frequently been treated as its own category in LLM evaluations. Qiao et al. (2023) explicitly list arithmetic reasoning as a distinct reasoning type, separate from commonsense or logical reasoning. Similarly, Parashar et al. (2025) categorize LLM evaluation tasks into five primary reasoning types, including arithmetic reasoning as a standalone class. These consistent distinctions across domains support the inclusion of calculation as a meaningful and separable reasoning unit.

A.9 Language Identification

We use a pretrained language identification model from **fastText** (Joulin et al., 2017), which supports prediction over 176 languages. The model was developed by Facebook AI Research and is widely used for multilingual text classification and language detection tasks. For each reasoning step, we apply the model to overlapping 100-character windows and retain language predictions with confidence above 0.6. All valid predictions are aggregated across windows to yield step-level language annotations, without applying heuristic preferences when multiple languages are detected.

A.10 Full Experiment Results

Figure 11 shows the relationship between mean accuracy (Acc_{mean}) and output length variance (len_{var}).

Figure 12 shows the Spearman correlation of the trained system prompt reward model.

In Figure 13, 14, we illustrate how Consistency and Accuracy Variance varies after optimization.

Figure 15 and Figure 16 shows the KDE plot before and after optimization on benchmark **Uni-moral** and **MMLU-Pro**.

Figure 17 shows the combined regression heatmap illustrating the impact of different reasoning behaviors on multilingual model behavior.

In Figure 18, 19, 20, and 21, we show the regression results of reasoning behaviors on the four

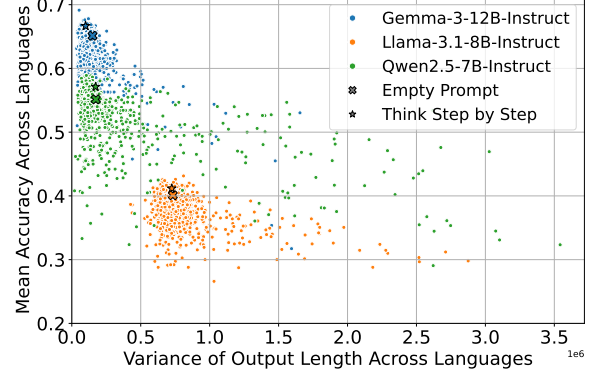


Figure 11: Relationship between mean accuracy (Acc_{mean}) and output length variance (len_{var}), with each point represents one prompt aggregated on all tasks.

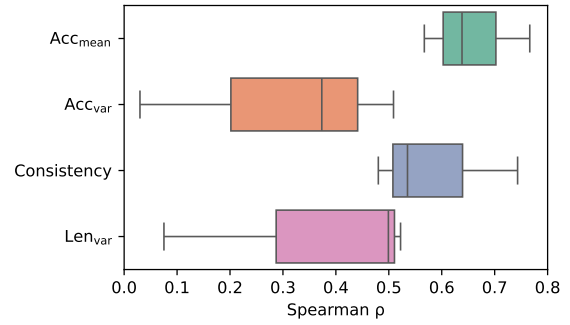


Figure 12: Reward model performance across four metrics. The model ranks Acc_{mean} and Consistency with high Spearman correlations, but correlations for Acc_{var} and Len_{var} are more variable.

evaluation metrics across different benchmarks.

A.11 Full Experiment Results(table)

Table 4 summarizes the overall performance of prompts on Qwen2.5-7B-Instruct, Llama-3.1-8B-Instruct and Gemma-3-12B-Instruct.

Table 5 shows the Spearman correlation of the prompt-ranking across Qwen2.5 model family of different sizes.

In Table 2, we presented the detailed data for overall performance of tow different prompt settings.

Table 3 summarize the regression results of different component types across various metrics.

Table 6 and 7 respectively show the absolute counts and relative proportions of different languages in LLM responses before and after optimization.

In Table 8 and 9, we respectively presented the absolute counts and proportion of reasoning behaviors across different response language.

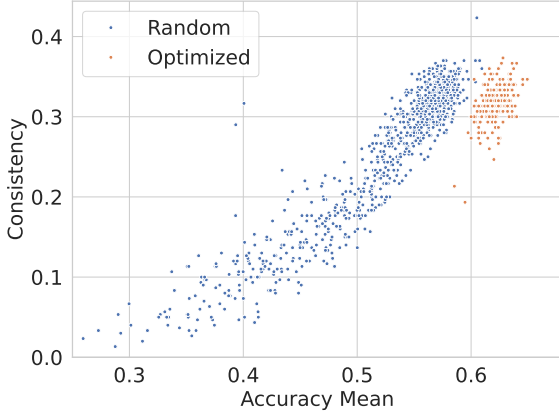


Figure 13: Scatter plot illustrating the distribution of accuracy mean and consistency for random versus optimized prompts.

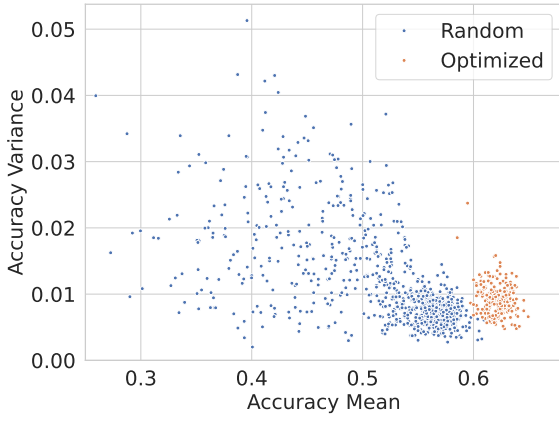


Figure 14: Scatter plot illustrating the distribution of accuracy mean and accuracy variance for random versus optimized prompts.

Table 10 shows the average counts of reasoning behavior by benchmark and prompt type.

A.12 Raw Data

Metric	English Prompt	Same Language
Acc_mean	0.5033	0.5097
Acc_var	0.0108	0.0100
Consistency	0.2653	0.2676
Output_tokens_var	431338	414644

Table 2: Comparison of performance metrics between English and same-language prompts.

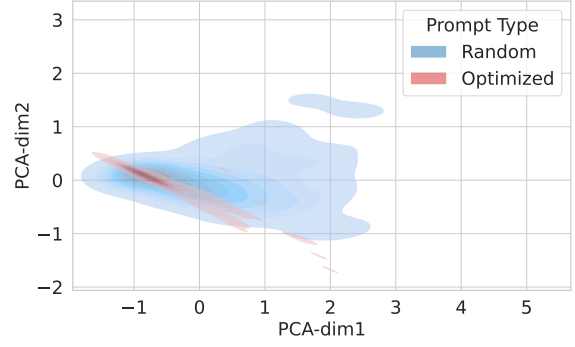


Figure 15: KDE plot showing the distribution of prompts. This figure is based on results from Qwen2.5-7B-Instruct on the Unimoral benchmark

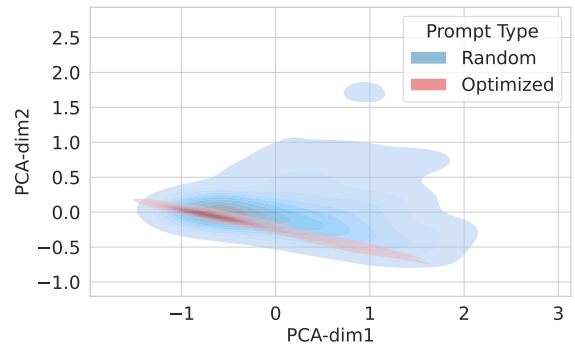


Figure 16: KDE plot showing the distribution of prompts. This figure is based on results from Qwen2.5-7B-Instruct on the MMLU-Pro benchmark

A.13 Scaling Law

A.14 Detailed Data

A.15 Licenses

All data and code will be publicly released under the CC BY-SA 4.0 license.

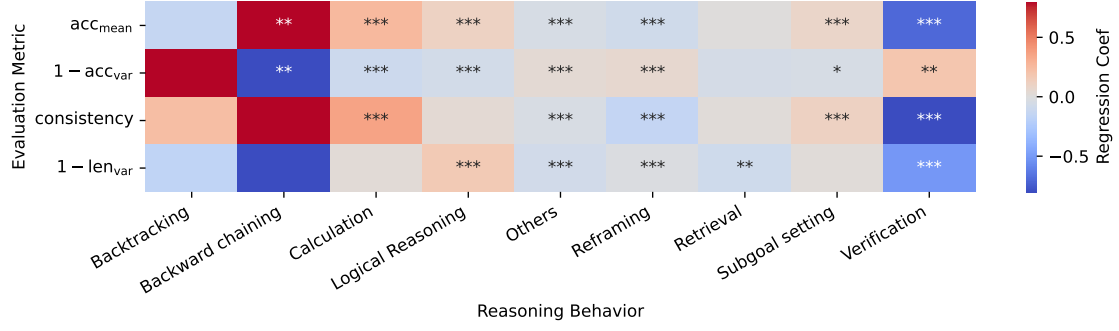


Figure 17: The regression heatmap illustrating the impact of different reasoning behaviors on multilingual model behavior (* $p < 0.05$, ** $p < 0.01$, *** $p < 0.001$). Results are averaged across benchmarks.

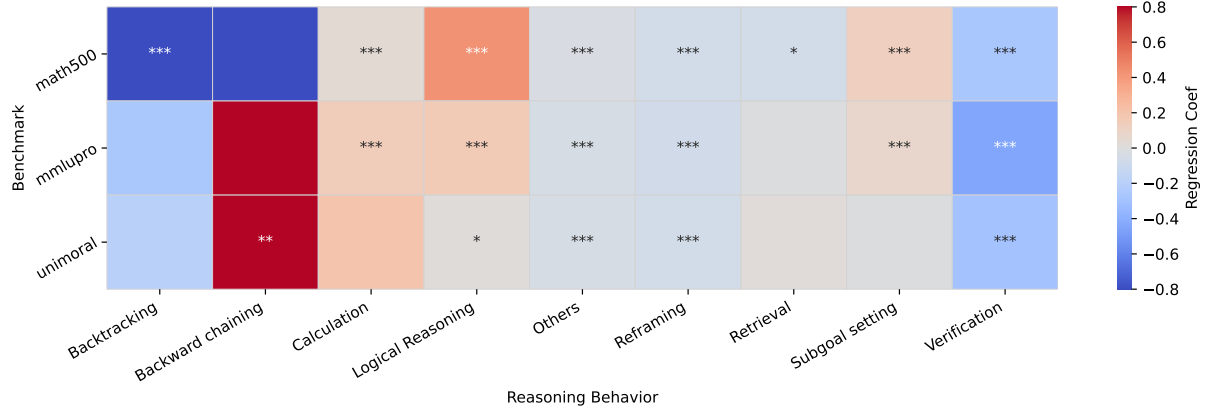


Figure 18: Regression results of reasoning behaviors on accuracy mean across different benchmarks.

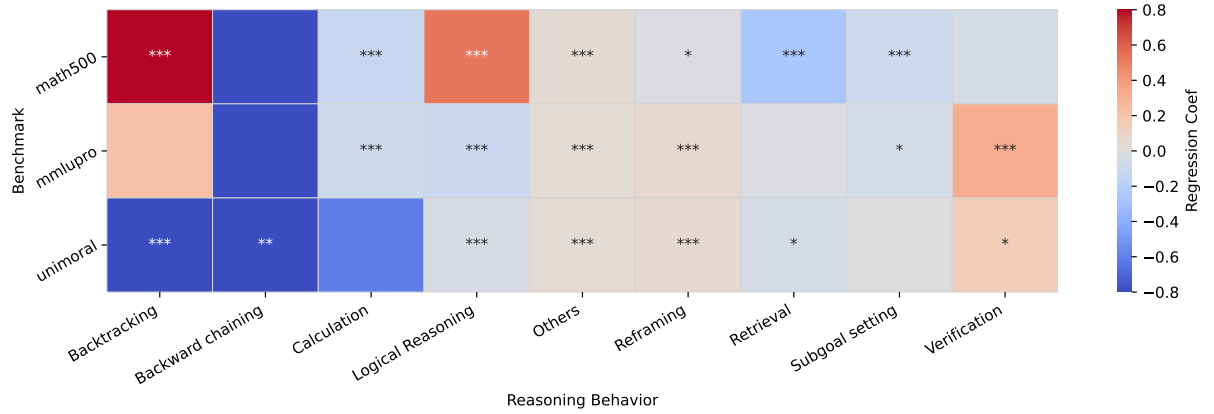


Figure 19: Regression results of reasoning behaviors on accuracy variance across different benchmarks.

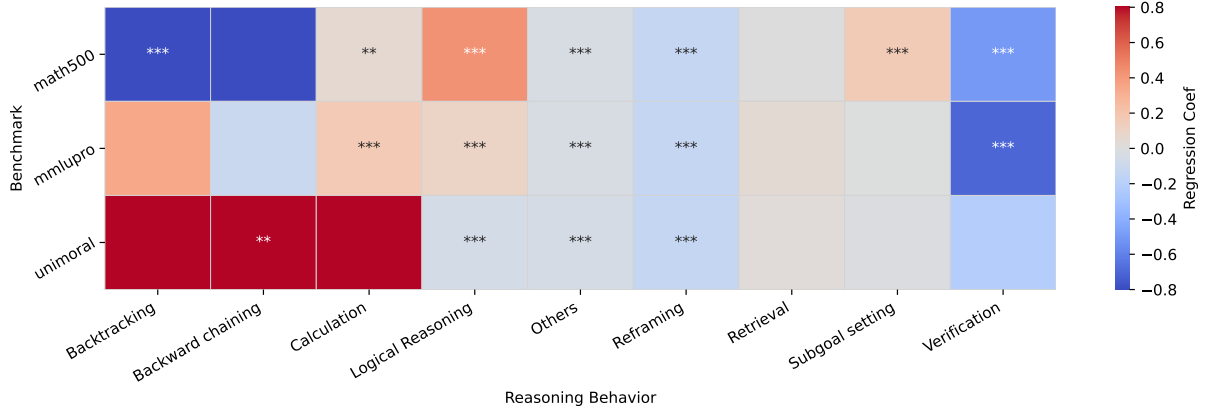


Figure 20: Regression results of reasoning behaviors on consistency across different benchmarks.

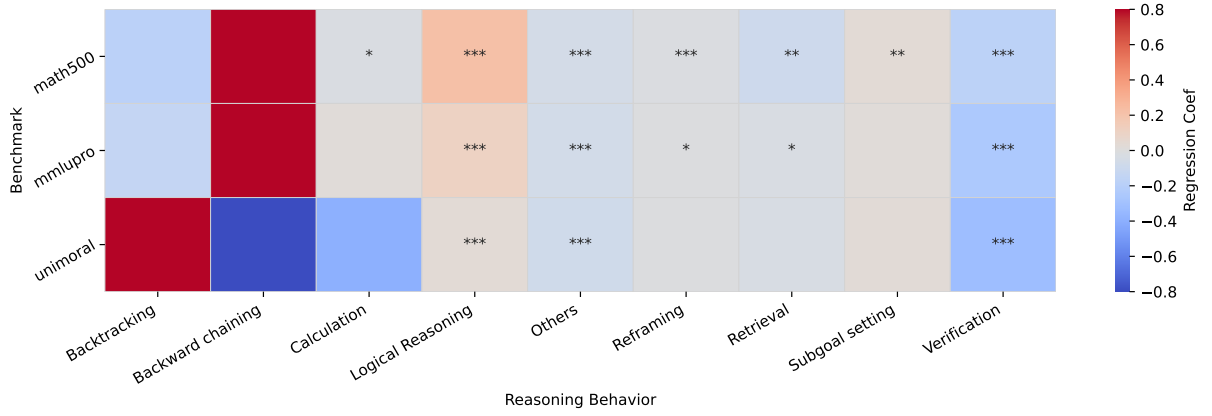


Figure 21: Regression results of reasoning behaviors on output length variance across different benchmarks.

Component	Acc_mean		Acc_var		Consistency		Len_var	
	<i>k</i>	<i>p</i>	<i>k</i>	<i>p</i>	<i>k</i>	<i>p</i>	<i>k</i>	<i>p</i>
CoT	0.0264	4.37e-08	0.0303	1.52e-05	0.0292	9.36e-06	-0.0136	0.0093
behavioral	-0.0209	1.44e-05	0.0174	0.0127	-0.0269	4.57e-05	-0.0087	0.0963
cross-language	-0.1216	6.51e-128	-0.0751	1.69e-27	-0.1684	2.35e-130	-0.0869	1.72e-60
emotion	0.0207	1.26e-05	0.0215	0.0018	0.0316	1.16e-06	0.0174	0.0007
good_property	0.0058	0.2306	-0.0102	0.1448	-0.0009	0.8955	0.0075	0.1541
jailbreak	0.0066	0.1735	0.0196	0.0053	0.0037	0.5819	-0.0016	0.7559
role	-0.0151	0.0020	-0.0577	5.43e-16	-0.0295	1.02e-05	-0.0006	0.9036
safety	-0.0014	0.7729	-0.0002	0.9768	0.0061	0.3551	0.0140	0.0084
scenario	0.0122	0.0102	0.0301	1.23e-05	0.0202	0.0019	-0.0028	0.5815
style	-0.0473	2.60e-23	-0.0361	1.31e-07	-0.0488	4.54e-14	-0.0135	0.0084

Table 3: Regression coefficients (*k*) and *p*-values for each component across four evaluation metrics.

Model	Benchmark	Setting	Acc_mean	Acc_var	Consistency	Output_tokens_var
Qwen2.5-7B-Instruct	MMLU-Pro	Random	0.399	0.015	0.114	372446.18
		Optimized	0.497	0.018	0.174	128362.80
	UNIMORAL	Random	0.577	0.011	0.295	354881.31
		Optimized	0.679	0.003	0.405	20826.80
	MATH500	Random	0.585	0.007	0.354	305133.92
		Optimized	0.686	0.007	0.354	122866.70
	Mean	Random	0.521	0.011	0.254	344153.80
		Optimized	0.621	0.009	0.311	90418.77
Llama-3.1-8B-Instruct	MMLU-Pro	Random	0.319	0.010	0.109	822103.05
		Optimized	0.373	0.011	0.155	513244.20
	UNIMORAL	Random	0.559	0.024	0.240	171978.54
		Optimized	0.589	0.004	0.473	13603.50
	MATH500	Random	0.249	0.015	0.027	1512173.79
		Optimized	0.285	0.026	0.011	1547849.00
	Mean	Random	0.376	0.016	0.125	835418.46
		Optimized	0.416	0.014	0.213	692565.57
Gemma-3-12B-Instruct	MMLU-Pro	Random	0.501	0.008	0.263	114524.53
		Optimized	0.656	0.0128	0.333	102069.60
	UNIMORAL	Random	0.669	0.005	0.491	75661.40
		Optimized	0.640	0.0018	0.498	49311.87
	MATH500	Random	0.670	0.002	0.495	153144.84
		Optimized	0.797	0.0016	0.554	144471.24
	Mean	Random	0.614	0.005	0.416	114443.59
		Optimized	0.698	0.0054	0.462	98617.57

Table 4: Performance of optimized vs. random prompts across three benchmarks for Qwen2.5-7B-Instruct, Llama-3.1-8B-Instruct, and Gemma-3-12B-Instruct.

	Qwen2.5-1.5B	Qwen2.5-3B	Qwen2.5-7B	Qwen2.5-14B	Qwen2.5-32B
Qwen2.5-1.5B	1.00	0.31	0.28	0.26	0.25
Qwen2.5-3B	0.31	1.00	0.68	0.61	0.53
Qwen2.5-7B	0.28	0.68	1.00	0.70	0.56
Qwen2.5-14B	0.26	0.61	0.70	1.00	0.69
Qwen2.5-32B	0.25	0.53	0.56	0.69	1.00

Table 5: Spearman correlation of prompt-ranking across Qwen2.5 model family.

Question Language	Before			After		
	Question_lang	En	Other	Question_lang	En	Other
English	4.27	0.00	1.81	3.67	0.00	0.23
Spanish	2.50	0.98	1.55	2.83	0.07	0.07
French	2.44	1.04	2.05	3.06	0.06	0.07
Hindi	2.49	1.62	2.02	2.87	0.82	0.34
Chinese	3.54	0.79	1.52	3.98	0.01	0.03

Table 6: Language usage of model outputs before and after optimization across task languages. Each cell shows the absolute number of outputs in the question language, English, or other languages.

Question Language	Before			After		
	Question_lang (%)	En (%)	Other (%)	Question_lang (%)	En (%)	Other (%)
English	70.25	0.00	29.75	94.08	0.00	5.92
Spanish	49.68	19.41	30.91	95.29	2.25	2.46
French	44.15	18.76	37.09	95.73	2.02	2.25
Hindi	40.60	26.38	33.02	71.27	20.26	8.47
Chinese	60.52	13.54	25.95	98.91	0.33	0.77

Table 7: Proportion (%) of model outputs by language category before and after optimization. Each cell shows the share of outputs in the task language, English, or other languages.

Reasoning Behavior	English	Spanish	French	Hindi	Chinese
Retrieval	1,075,338	337,538	300,245	278,707	462,074
Reframing	1,313,931	276,343	259,302	287,835	355,964
Logical Reasoning	1,284,127	348,258	350,576	312,341	577,093
Calculation	1,746,134	534,976	480,666	371,627	556,491
Subgoal Setting	781,733	191,862	202,660	172,775	257,763
Backtracking	18,689	7,889	6,624	6,887	8,270
Verification	331,654	116,351	94,897	102,664	127,305
Backward Chaining	544	153	153	234	317
Others	1,615,502	410,050	395,965	708,411	506,225

Table 8: Absolute counts of reasoning behaviors across languages.

Reasoning Behavior	English	Spanish	French	Hindi	Chinese
Retrieval	0.132	0.152	0.144	0.124	0.162
Reframing	0.161	0.124	0.124	0.128	0.125
Logical Reasoning	0.157	0.157	0.168	0.139	0.202
Calculation	0.214	0.241	0.230	0.166	0.195
Subgoal Setting	0.096	0.086	0.097	0.077	0.090
Backtracking	0.002	0.004	0.003	0.003	0.003
Verification	0.041	0.052	0.045	0.046	0.045
Backward Chaining	0.00007	0.00007	0.00007	0.00010	0.00011
Others	0.198	0.184	0.189	0.316	0.178

Table 9: Proportion of reasoning behaviors across languages.

Reasoning Type	Type	math500	mmlupro	unimoral
Backtracking	Randomized	0.0146	0.0199	0.0020
	Optimized	0.0233	0.0196	0.0007
Backward chaining	Randomized	0.00045	0.00064	0.00058
	Optimized	0.00025	0.00056	0.00033
Retrieval	Randomized	0.9920	1.3743	0.1869
	Optimized	1.0472	1.1494	0.0740
Verification	Randomized	0.2179	0.4402	0.0910
	Optimized	0.2104	0.2698	0.0110
Subgoal setting	Randomized	0.8353	0.4742	0.2999
	Optimized	0.8416	0.3161	0.0522
Reframing	Randomized	1.0096	0.8734	1.0244
	Optimized	0.6960	0.1803	0.0587
Others	Randomized	1.4342	1.4528	1.6386
	Optimized	0.7082	0.6355	0.9067
Calculation	Randomized	2.7463	0.9178	0.0004
	Optimized	2.8493	0.8161	0.0000
Logical Reasoning	Randomized	0.9130	0.9800	1.1505
	Optimized	1.1287	0.7531	0.4664

Table 10: Average counts of reasoning behaviors by benchmark and prompt type.