

PopSim: Social Network Simulation for Social Media Popularity Prediction

Yijun Liu^{1,2,3} Wu Liu^{4*} Xiaoyan Gu^{1,2,3} Allen He⁵ Weiping Wang¹ Yongdong Zhang⁴

¹The Institute of Information Engineering, Chinese Academy of Sciences

²The School of Cyber Security, University of the Chinese Academy of Sciences

³State Key Laboratory of Cyberspace Security Defense

⁴The School of Information Science and Technology, University of Science and Technology of China

⁵JD AI Research

Abstract

Accurately predicting the popularity of user-generated content (UGC) is essential for advancing social media analytics and recommendation systems. Existing approaches typically follow an inductive paradigm, where researchers train static models on historical data for popularity prediction. However, the UGC propagation is inherently a dynamic process, and static modeling based on historical features fails to capture the complex interactions and non-linear evolution. In this paper, we propose **PopSim**, a **novel simulation-based paradigm** for social media popularity prediction (SMPP). Unlike the inductive paradigm, PopSim leverages the large language models (LLMs)-based multi-agent social network sandbox to simulate UGC propagation dynamics for popularity prediction. Specifically, to effectively model the UGC propagation process in the network, we design a social-mean-field-based agent interaction mechanism, which models the dual-channel and bidirectional individual-population interactions, enhancing agents' global perception and decision-making capabilities. In addition, we propose a multi-source information aggregation module that transforms heterogeneous social meta-data into a uniform formulation for LLMs. Finally, propagation dynamics with multimodal information are fused to provide comprehensive popularity prediction. Extensive experiments on real-world datasets demonstrate that Sim-Pop consistently outperforms the state-of-the-art methods, reducing prediction error by an average of 8.82%, offering a new perspective for research on the SMPP task.

1. Introduction

Social media platforms play an essential role in people's daily lives. Popularity on social media, defined as the influence of shared online posts, serves as a critical metric

*Corresponding author (liuwu@ustc.edu.cn)

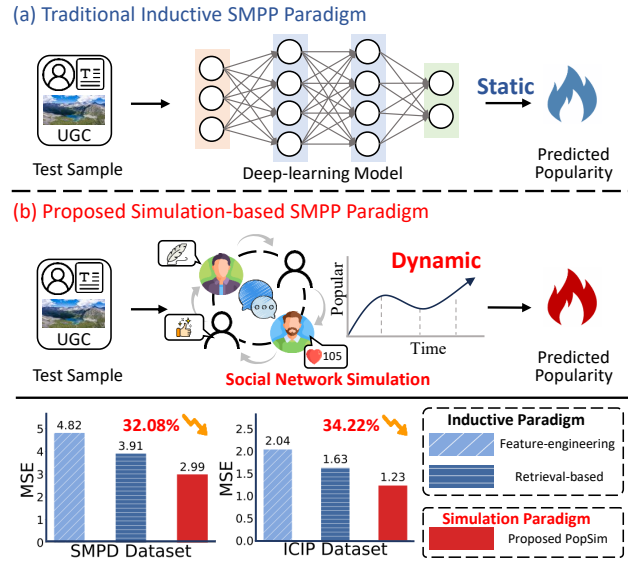


Figure 1. Comparison of different paradigms for the SMPP task. (a) The traditional inductive SMPP paradigm constructs a static popularity prediction model by fitting historical data. (b) The proposed simulation-based paradigm dynamically simulates the UGC propagation for future popularity prediction, which achieves significant improvements.

for evaluating user engagement and public opinion dynamics. It enables platforms to analyze behavioral trends, forecast the diffusion of information, and detect emerging topics [4, 45, 47]. Accurate prediction of which posts or topics will become popular is of great significance, as it offers substantial value for online marketing [12, 20], recommendation systems [9, 21], and network traffic management [1, 6].

Existing Social Media Popularity Prediction (SMPP) research [16, 42, 44] mainly follows an inductive paradigm, where researchers learn specific multimodal User-Generated Content (UGC) features from historical data to construct static popularity prediction models, as

shown in Fig. 1(a). Feature-engineering-based methods are the most representative approach among them, these methods extract features from user profiles [23, 32, 39], images [3, 18, 48], and time series [33, 37, 40], aiming to predict UGC popularity through well-designed functions directly. The reliance on historical experiences restricts their applicability. To address this issue, retrieval-based methods have been proposed in [14, 46, 51]. These methods model the relationships among UGC through retrieval-augmented techniques to improve UGC representations. However, determining the propagation trends of UGC remains a major challenge in SMPP. Typically, highly popular UGC tends to attract widespread user engagement and spreads rapidly, which are crucial factors in determining UGC popularity. Existing feature-engineering or retrieval-based approaches treat UGC popularity prediction as a static induction based on historical data, while overlooking the dynamic nature and interactive mechanisms of UGC propagation.

In contrast, the simulation-based paradigm in social science research offers a more dynamic and generalizable framework for social media analytics. It facilitates a paradigm shift from inductive interpretation of historical data to deductive exploration of the unknown, enabling a better understanding and prediction of evolving trends in social behavior. Therefore, as illustrated in Fig. 1(b), we propose to model the UGC propagation dynamics through an LLM-based multi-agent social network sandbox for popularity prediction. The social network simulate how content spreads and resonates across user communities, thereby improving SMPP performance. Nevertheless, the simulation still faces several challenges: (1) given the massive volume of UGC, how to accurately and efficiently simulate the rapidly changing social media propagation process; (2) how to effectively integrate multi-source information, including images, text, and propagation context, for popularity prediction.

To address these challenges, this paper introduces **PopSim: a novel simulation-based SMPP paradigm**. In contrast to the traditional inductive paradigm, PopSim leverages an LLM-based multi-agent social network sandbox to model UGC propagation dynamics for popularity prediction. Rather than relying solely on static UGC features, this paradigm considers the temporal evolution, user interactions, and public opinion trends. Specifically, PopSim reformulates the popularity prediction process in a *simulation-and-predict* manner. In the simulation phase, we input UGC into the social network sandbox and model its propagation process to provide rich dynamic UGC propagation features for popularity prediction. To accurately and efficiently simulate the large-scale social media propagation process, we propose a social-mean-field-based (SMF-based) agent interaction mechanism. In this mechanism, we construct a dual-channel social mean field to represent the behaviors and

states of all agents in the network. The textual mean field channel takes all agents’ behaviors as input to generate the representations of the UGC propagation state. The numerical mean field channel models agents’ opinion dynamics on UGC. Then, each agent interacts with this dual-channel social mean field to perceive the global social network state, thereby enabling more effective decision-making. After the simulation phase, we can obtain the final social mean field state as the UGC propagation feature for popularity prediction. In the prediction phase, due to the heterogeneous and discrete nature of UGC text and propagation features, we propose a multi-source information aggregation module. This module can transform heterogeneous social metadata into a uniform formulation, facilitating a more nuanced understanding by LLMs. Finally, we train a prediction model to analyze multimodal UGC content and propagation dynamics for popularity prediction.

To evaluate the effectiveness of PopSim, we conduct extensive experiments on two large-scale real-world datasets. Experimental results demonstrate that PopSim outperforms existing state-of-the-art models across all metrics, reducing prediction error by an average of 8.82%. Further ablation studies validate the effectiveness and robustness of PopSim.

In summary, our main contributions are as follows:

- We introduce PopSim, a novel simulation-based SMPP paradigm. Unlike the traditional inductive paradigm, PopSim leverages LLM-based agents to construct a social network sandbox for modeling UGC propagation dynamics, enabling more accurate popularity prediction.
- We propose an SMF-based agent interaction mechanism, which models the dual-channel and bidirectional interactions between individuals and population, thereby facilitating more effective UGC propagation simulation.
- Extensive experiments on two SMPP datasets demonstrate the effectiveness of PopSim, with an average reduction of 8.82% in prediction loss compared to the state-of-the-art models.

2. Related Work

2.1. Social Media Popularity Prediction

Predicting the popularity of UGC on social media is a key challenge for various social and recommendation applications [8, 28, 45]. Existing SMPP methods [18, 23, 39] primarily follow an inductive paradigm, where researchers learn specific multimodal UGC features from historical data to construct static popularity prediction models. Feature-engineering-based methods are the most representative approach among them, these methods extract features from user profiles [23, 32, 39], images [3, 18, 48], and time series [33, 37, 40], aiming to predict UGC popularity through well-designed functions directly. The key limitation of these methods lies in their reliance on historical experi-

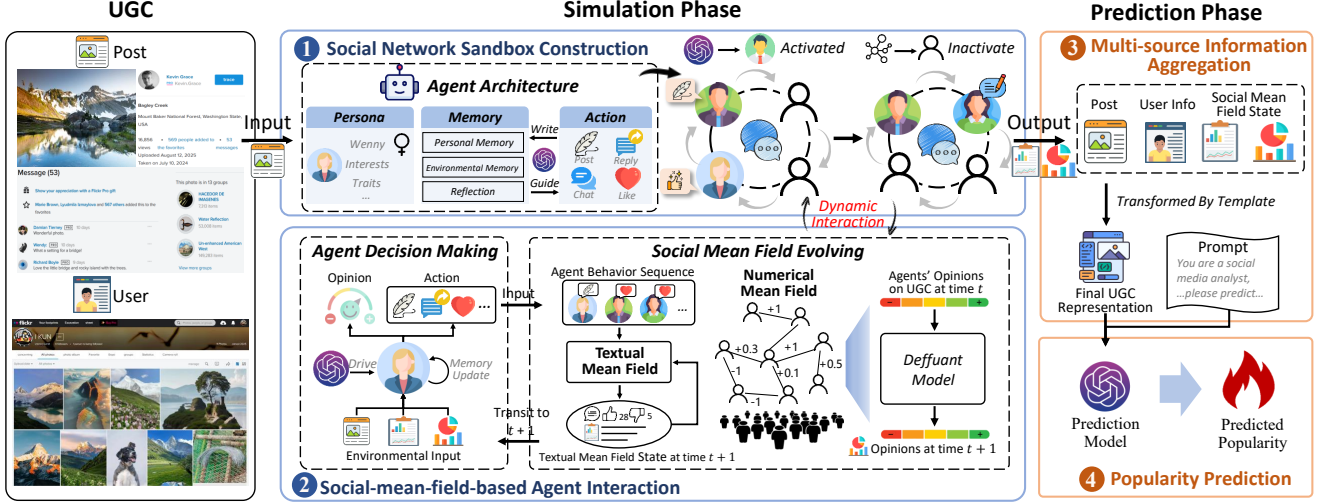


Figure 2. The framework of the PopSim. PopSim reformulates SMPP in a simulation-and-predict manner. In the simulation phase: (1) we construct a social network sandbox with LLM-based multi-agents to simulate social media users; (2) the agents interact through the proposed social mean field mechanism to model the UGC propagation process. The resulting social mean field state is used as UGC propagation features for popularity prediction. In the prediction phase: (3) multi-source information aggregation is developed to transform heterogeneous social media metadata and UGC propagation features into semantically unified formulations; (4) the prediction model then analyzes the above information for popularity prediction.

ences to learn static UGC representations, which restricts their applicability. To overcome it, retrieval-based methods [10, 14, 15, 46, 51] model UGC relationships through retrieval-augmented techniques and integrate multi-source features. For instance, HGNN [10] uses hypergraph structures and graph convolutions to model higher-order UGC correlations. RAGTrans [5] enhances UGC representations through neighborhood knowledge aggregation in a knowledge-enhanced hypergraph. SKAPP [46] introduces a meta-retrieval strategy that incorporates multimodal content semantics to retrieve relevant UGC knowledge, enhancing UGC representations and achieving state-of-the-art performance. However, the essence of these methods lies in static induction of historical data, which fails to capture the dynamic interactions and evolution of UGC propagation, thus limiting their performance.

2.2. LLM-agent-based Social Network Simulation

With the significant development of LLMs, LLM-agent-based social networks simulation has recently attracted widespread attention [24, 29, 49]. These methods leverage LLM-based agents to simulate the dynamic interactions of diverse individuals in social networks, offering valuable insights for predicting and analyzing potential real-world events [25, 26, 31]. For example, GenerativeAgent [31] introduces an AI town constructed by dozens of LLM-based agents and studies the various spontaneous behaviors of these agents in a sandbox environment. Hisim [29] uses an LLM-based agent system to study the evolution of events in

social networks. Furthermore, as small-scale simulations fail to capture complex emergent social behaviors, some works [26, 27, 34, 49] propose to scale up the simulation. For instance, LMAgent [26] designs a multi-user simulation system with tens of thousands of users in e-commerce scenarios, providing an effective method for studying large-scale consumer behavior. SocioVerse [49] utilizes four powerful alignment components and a ten-million-level user pool to achieve precise large-scale simulation on social, political, and economic scenarios. These applications highlight the effectiveness of LLM-based multi-agent systems in advancing social media analytics and social science research.

In this work, we innovatively combine LLM-agent-based social network simulation with the SMPP task and propose a social-mean-field-based agent interaction mechanism to model the temporal evolution, user interactions, and public opinion trends of UGC propagation, providing a novel paradigm for SMPP.

3. Methodology

3.1. Overview

As shown in Fig. 2, the proposed PopSim reformulates the SMPP in a *simulation-and-predict* manner. In the simulation phase, as shown in Fig. 2 (1), we construct a social network sandbox to model the UGC propagation process. It includes up to 1,000 LLM-based agents, each with independent profile, memory, and action modules, activated adap-

tively based on social participation inequality rules [11] to simulate social media user behavior. To efficiently model the large-scale and dynamic UGC propagation process, we propose a social-mean-field-based agent interaction mechanism, as shown in Fig. 2 (2). This mechanism utilizes mean field theory [19] to maintain both textual and numerical social mean fields to encode population-centric, evolving social network state representations. The textual mean field channel takes all agents’ behaviors as input, using LLMs to generate the representations of the UGC propagation state. The numerical mean field channel, based on the Deffuant model [7], models agents’ opinion dynamics on UGC. Then, agents make decisions and interact based on the social mean field state, and their behaviors, in turn, influence the update of the social mean field. We use the social mean field state as propagation features for subsequent popularity prediction. In the prediction phase, as shown in Fig. 2 (3) and (4), we trained a prediction model to comprehensively analyze multimodal UGC content and propagation features for popularity prediction. Due to the heterogeneous and discrete nature of UGC text and propagation features, we employ a multi-source aggregation module to transform social metadata and UGC propagation features into a semantically rich formulation for unified feature processing.

3.2. Social Network Sandbox Construction

The propagation of UGC and its potential popularity are influenced by various factors such as user interests and social trends. Traditional signal-based models overlook the complexity of the real world, thereby failing to comprehensively model UGC propagation. Therefore, in the simulation phase, we propose constructing an LLM-based multi-agent social network sandbox, leveraging the powerful understanding and reasoning capabilities of LLMs to model the dynamic UGC propagation for predicting its future popularity. The sandbox construction involves the design of the agent architecture and the sandbox environment.

3.2.1. Agent Architecture

To model social media user behavior at a fine-grained level, we design an agent architecture based on LLM. The core features of this architecture are inherited from Rumor-Sphere [27], and it consists of the persona, memory, and action modules. The persona module includes demographic attributes such as name, gender, occupation, interests, and personality traits, which are closely related to the agent’s potential position in social interactions [2]. The memory module is used to record detailed information about the UGC received by the agent (e.g., post content, comment content, or messages from friends) as well as its interactions with the environment or other agents, guiding the agent’s subsequent behavior. The action module supports five common behaviors in the Twitter environment: (1) *post*: sharing original content with friends; (2) *retweet*: forwarding exist-

ing tweets; (3) *reply*: responding to tweets; (4) *like*: endorsing tweets; (5) *do nothing*: remaining silent. Through these behaviors, the agent continuously interacts, providing a foundation for simulating the evolution of UGC propagation in social networks. Furthermore, based on the social participation inequality rules [11], we design an agent adaptive activation module that uses the similarity between agent profiles and UGC to dynamically calculate the activation probability of agents, reducing computational complexity while making the simulation more aligned with real-world information propagation. The details of agent architecture and initialization are presented in Appendix A.

3.2.2. Sandbox Environment

In this sandbox environment, agents adaptively activate and take turns acting, interacting based on a social mean-field mechanism (described in Section 3.3), and freely engaging in social interactions. UGC is introduced into this sandbox, and the agents’ social behaviors facilitate opinion exchange and the propagation of UGC. We use the UGC propagation state representation for subsequent popularity prediction. More simulation details are presented in Appendix B.

3.3. Social-mean-field-based Agent Interaction

UGC propagation is driven by user interactions on social media. As the population size and time horizon grow, modeling all agents’ perceptions and interactions becomes challenging. To address this, we introduce a social-mean-field-based agent interaction mechanism. Based on mean field theory [19], we construct textual and numerical mean fields to model population-centric, evolving social network state representations. Agents make decisions and interact based on the social mean field state, and their behaviors, in turn, influence the update of the social mean field. Through these dual-channel and bidirectional interactions, we can effectively model the UGC propagation process. The agent interaction focuses primarily on two aspects: social mean field evolving and agent decision-making.

3.3.1. Social Mean Field Evolving

The social mean field \mathcal{M} consists of a textual mean field channel \mathcal{M}_{text} and a numerical mean field channel \mathcal{M}_{num} . The textual mean field takes all agents’ behaviors as input, using LLMs to generate textual representations of the UGC propagation state, capturing emergent social behaviors and providing strong flexibility and adaptability. The numerical mean field, based on the Deffuant model [7], models agents’ opinion dynamics on UGC, offering a more accurate depiction of agent interactions. The numerical mean-field state represents the average opinion score of all agents in the social network towards UGC, providing key information for popularity prediction.

Formally, consider that at time t , each agent’s behavior is denoted as $\{a_1^t, a_2^t, \dots\}$. We utilize LLM to summarize

the UGC propagation state at time t , i.e., the textual mean field state \mathcal{M}_{text}^t :

$$\mathcal{M}_{text}^t = f_{sum}(\{T_{a_1^t}, T_{a_2^t}, \dots\}, \mathcal{M}_{text}^{t-1}, \mathcal{P}_{text}), \quad (1)$$

where f_{sum} is the prompt function to guide the LLM in summarizing the UGC propagation state, and \mathcal{P}_{text} is the prompt words. $T_{a_i^t}$ denotes the textualized agent behavior descriptions obtained through a fixed template transformation. The details of the transformation template and prompts are presented in Appendix C.

For the numerical mean field, we use the Deffuant model to simulate the opinion dynamics of agents on UGC within the social network. This model captures the mutual influence process between agents. In each interaction round, agents update their opinions on UGC (ranging from 0 to 10, where 10 indicates high interest and 0 indicates no interest) according to the following equation:

$$\Delta o_i^t = o_i^{t+1} - o_i^t = f_{update}(o_i^t, \mathcal{J}_{i,t}), \quad (2)$$

$$f_{update}(o_i^t, \mathcal{J}_{i,t}) = \frac{1}{|\mathcal{J}_{i,t}|} \sum_{o_j^t \in \mathcal{J}_{i,t}} \alpha_j \cdot (o_j^t - o_i^t), \quad (3)$$

where f_{update} is the opinion update function, o_i^t is the opinion state of agent \mathbf{a}_i on UGC at time t , Δo_i^t is the opinion change of \mathbf{a}_i from time step t to $t+1$, α_j is the influence weight of agent \mathbf{a}_j . $\mathcal{J}_{i,t}$ is the set of agents that will exert influence on \mathbf{a}_i :

$$\mathcal{J}_{i,t} = \{o_j^t \mid j \in \mathcal{N}(i), j \neq i, |o_j^t - o_i^t| < \varepsilon\}, \quad (4)$$

where $\mathcal{N}(i)$ is the set of neighboring agents of agent \mathbf{a}_i , ε is a threshold that limits the acceptable difference between o_j^t and o_i^t for influence. This implies that agent j exerts an assimilative effect on agent i only when their opinions on UGC are sufficiently close.

Finally, we average the opinion of all agents to obtain the numerical state of the entire social network towards UGC:

$$\mathcal{M}_{num}^t = \frac{1}{N} \sum_{i=1}^N o_i^t, \quad (5)$$

\mathcal{M}_{num} records the evolution of the agents' opinion scores towards UGC at each moment during its propagation, providing crucial insights for popularity prediction.

3.3.2. Agent Decision Making

The social mean-field state is determined by the behavior of all agents and, in turn, serves as environmental input that influences the agents' decisions. Formally, the action a_i^{t+1} taken by agent \mathbf{a}_i at time $t+1$ is determined jointly by its current opinion state o_i^t on UGC, the memory \mathbb{M}_i^t , the UGC c_u , and the social mean field state \mathcal{M}^t :

$$a_i^{t+1}, o_i^{t+1} = f_{decision}(c_u, o_i^t, \mathbb{M}_i^t, \mathcal{M}^t, \mathcal{P}_{action}), \quad (6)$$

where $f_{decision}$ is the prompt function that uses LLM to infer the agent's next behavior and estimate the opinion score, \mathcal{P}_{action} represents the prompt words, and $\mathbb{M}_i^t = \{m_i^1, m_i^2, \dots\}$, denotes the memory entries, where m_i^j records the agent's historical behavior. Full examples can be found in Appendix C.

Through continuous interactions, we can model the UGC propagation process in the social network sandbox. The textual mean field represents the textual UGC propagation state, while the numerical mean field records the evolution of agent opinion scores towards the UGC at each moment. They serve as UGC propagation features, providing crucial insights for subsequent popularity prediction.

3.4. Multi-source Information Aggregation

The social media metadata and the UGC propagation features from the simulation phase are typically heterogeneous and stored in structured formats, making them unsuitable for direct use in popularity prediction. Therefore, in the prediction phase, to facilitate unified feature processing and enhance the representation, we transform these multi-source data into semantically enriched UGC text. Specifically, we use specific templates to expand the field names in the metadata and merge them with their corresponding field values, transforming all text information into coherent, semantically rich text r_u . This process provides enhanced context and clarity for subsequent LLM-based popularity predictions. The templates for aggregating multi-source information are presented in Appendix D.

3.5. Popularity Prediction

Finally, we trained a prediction model to comprehensively analyze multimodal UGC content and propagation features for popularity prediction:

$$\hat{y} = \pi_p(r_u, I, \mathcal{P}_{prediction}), \quad (7)$$

where π_p denotes the multimodal LLM-based prediction model, r_u refers to the semantically enriched UGC text, I denotes the image in UGC, and $\mathcal{P}_{prediction}$ is the prompt that guides the prediction model in predicting popularity based on these inputs. The training objective is to minimize the difference between the model's predicted popularity scores \hat{y}_i and the ground truth y_i , achieved through the cross-entropy loss function:

$$\mathcal{L}_{CE} = -\frac{1}{N_{train}} \sum_{i=1}^{N_{train}} [y_i \log \hat{y}_i + (1 - y_i) \log (1 - \hat{y}_i)], \quad (8)$$

where N_{train} is the number of training samples.

4. Experiments

Our experiments span two real-world social media UGC datasets, including comparative experiments (Section 4.2),

Table 1. Results of social media popularity prediction performance. Best (bold) and second best numbers are highlighted in each column. All experiments were conducted on the dataset with temporal splits, as random splits may pose a risk of label leakage.

Method	Publication	Type	SMPD			ICIP		
			MAE	MSE	SRC	MAE	MSE	SRC
SVR [17]	WWW 2014	Feature-engineering	2.0208	6.2996	0.2163	0.8941	1.9009	0.5241
UHAN [48]	WWW 2018		1.4833	3.8471	0.5541	1.2824	2.7492	0.3981
HyFea [18]	MM 2020		1.7080	4.7429	0.4677	1.0181	1.9013	0.4497
BLIP [22]	ICML 2022		1.6340	4.3884	0.5269	0.9961	2.0646	0.3603
JAB [38]	AAAI 2022		1.9359	6.1882	0.2353	0.9289	1.8606	0.3057
MFTM [13]	MM 2023		1.5481	4.0222	0.5849	0.9772	1.8970	0.4156
HMMVED [43]	TMM 2023		1.3636	3.7154	0.6352	0.9497	1.8556	0.4524
HGNN [10]	AAAI 2019	Retrieval	1.6061	5.1770	0.4371	0.9093	1.6711	0.4423
NIPA [14]	MM 2023		1.6532	4.2538	0.4086	0.9980	1.9999	0.3989
NMRA [51]	SIGIR 2024		1.3730	3.5119	0.6423	0.8684	1.7600	0.5439
RAGTrans [5]	KDD 2024		1.3396	<u>3.2763</u>	0.5859	<u>0.7149</u>	<u>1.2351</u>	<u>0.5914</u>
SKAPP [46]	AAAI 2025		<u>1.3365</u>	3.3573	<u>0.6828</u>	0.7367	1.4662	0.5765
Llama	-	LLM	1.5926	3.9749	0.6365	0.8722	1.8263	0.5387
Ours	-	Simulation	1.2989	2.9872	0.7026	0.7008	1.2257	0.6192

Table 2. Dataset statistics.

Dataset	# UGCs	# Users	#Tags	avg. Text Length
ICIP [30]	20,337	17,302	18,844	27.68
SMPD [41]	305,613	38,312	250,000	91.75

ablation studies (Section 4.3), agent behavior analysis (Section 4.4), simulation scale and rounds analysis (Sections 4.5–4.6), efficiency analysis (Sections 4.7), and a case study (Section 4.8). More additional experiments and details are provided in Appendix E.

4.1. Experimental Settings

Datasets: We evaluate the proposed model using two widely used real-world social media datasets: ICIP [30] and SMPD [41]. Both datasets contain posts associated with various types of information, including images, categories, tags, user profiles, geolocation, and other attributes. The datasets are split chronologically into training, validation, and test sets in an 8:1:1 ratio. Table 2 presents the basic statistics of the datasets.

Metrics: Following existing works [41, 46, 50], we use mean squared error (MSE), mean absolute error (MAE), and Spearman’s rank correlation (SRC) as standard evaluation metrics. The details of these metrics are presented in Appendix E.1.

Baselines: We compare PopSim with the following baselines. They can be roughly divided into feature-engineering approaches: SVR [17], UHAN [48], HyFea [18], BLIP [22], JAB[38], MFTM [13], HMMVED [43]; and retrieval-

based approaches: HGNN [10], NIPA [14], NMRA [51], RAGTrans [5], SKAPP [46]. We also use the Llama model (Llama-3.2-11B-Vision) [36] to directly predict popularity as an LLM-based baseline for comparison.

Implementation: In our experiment, we use Llama3.1-8B as the agent’s engine, and Llama-3.2-11B-Vision [35] as the prediction model. The random seed is set to 1 for reproducibility, with the temperature set to 1.0 to ensure output diversity. In the numerical mean field, the weights of activated and inactive agents are set to 0.8 and 0.2, respectively, with an interaction threshold ε of 6.

4.2. Main Results

Table 1 presents the performance of PopSim compared to baseline models, with the following observations: (1) PopSim consistently outperforms all competing baselines across all evaluation metrics on both the SMPD and ICIP datasets. Notably, on the SMPD dataset, it achieves substantial improvements of 2.81% in MAE, 8.82% in MSE, and 2.90% in SRC, compared to state-of-the-art models. These results underscore its effectiveness as a novel simulation-based paradigm for SMPP tasks. (2) Through social network simulation, PopSim can effectively model UGC propagation trends, providing a more comprehensive and dynamic UGC representation. Compared to the optimal feature-engineering-based and retrieval-based methods, PopSim achieves an average SRC improvement of 10.61% and 2.90%, respectively. (3) PopSim can effectively integrate multi-source heterogeneous information, comprehensively analyzing multimodal UGC content and propagation context. Compared to directly predicting popularity using

Table 3. Ablation study of PopSim on the SMPD dataset. “Sim” indicates standard propagation simulation, “SMF-T” and “SMF-N” indicate textual/numerical social-mean-field-based agent interaction, and “MIA” indicates multi-source information aggregation.

Sim	SMF-T	SMF-N	MIA	MAE	MSE	SRC	Improv
-	-	-	-	1.5926	3.9749	0.6365	-
✓	-	-	-	1.4274	3.6677	0.6714	5.48%
✓	✓	-	-	1.3361	3.2640	0.6862	7.81%
✓	-	✓	-	1.3182	3.1513	0.6914	8.67%
✓	✓	✓	-	1.3007	3.0942	0.6956	9.76%
✓	✓	✓	✓	1.2989	2.9872	0.7026	10.38%

the LLM, it improves MAE, MSE, and SRC by 18.44%, 24.85%, and 10.38%, respectively. These findings highlight the effectiveness of the proposed model, presenting a novel paradigm for SMPP and other social media analysis tasks.

4.3. Ablation Study

To investigate the contributions of PopSim’s key modules, we conduct ablation studies on the SMPD dataset. The results are shown in Table 3.

Effect of UGC propagation simulation. To verify the effectiveness of propagation simulation for SMPP, we implement a standard simulation method (Sim), where agents interact with all their neighbors to capture propagation dynamics for popularity prediction. As shown in Table 3, “Sim” achieves improvements of 5.48% in SRC and 7.73% in MSE, demonstrating that modeling UGC propagation dynamics can effectively improve SMPP performance.

Effect of SMF interaction. We validated the effectiveness of the SMF-based agent interaction by comparing it with the “Sim”. As shown in Table 3, “SMF-T” and “SMF-N” improve SRC by 2.20% and 2.98%, respectively, compared to “Sim”. This demonstrates that by interacting with the dual-channel social mean field, agents can better perceive environment information and make more effective decisions, thereby facilitating more effective propagation simulation and enhancing SMPP performance.

Effect of multi-source information aggregation. We investigate the impact of multi-source information aggregation, using the direct concatenation of UGC metadata as a baseline. As shown in Table 3, “MIA” improved SRC by 1.01% and MSE by 3.46%. This demonstrates that it provides LLMs with semantically richer text, enhancing their understanding and reasoning capabilities, and further improving SMPP performance.

4.4. Agent Behaviors Analysis

To further investigate agent behavior in UGC propagation, we analyze agent opinion scores and behavior types across posts of different popularity. As shown in Fig. 3 (a), when high-popularity posts are put into the social network simulation sandbox, an average of about 80% of agents have an

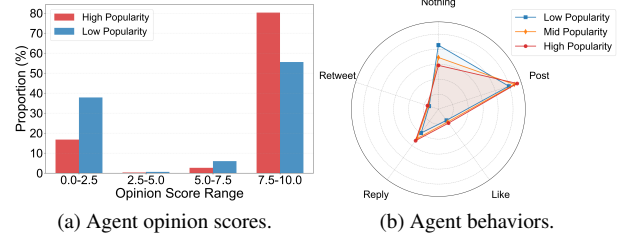


Figure 3. The distribution of agent behavior and opinion scores under posts with different popularity levels.

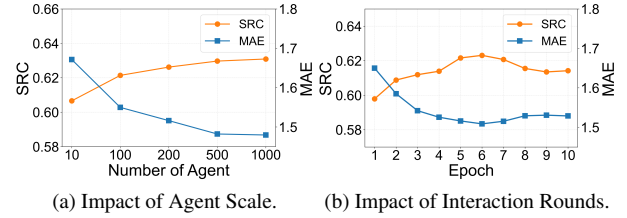


Figure 4. Model performance under different agent scales and interaction rounds.

opinion score above 7.5, while only around 55% of agents achieve the same score in low-popularity posts. This indicates that high-popularity posts attract more agent attention, significantly raising their opinion scores. Additionally, agents exhibit more interactive behaviors (e.g., like, reply) with high-popularity posts. This phenomenon aligns with real-world social network dynamics, where high-popularity content triggers more user engagement. This further validates the effectiveness of the PopSim, as it accurately models the propagation process in social networks, capturing the differentiated interest of agents toward posts of varying popularity, thereby improving SMPP performance.

4.5. Impact of Agent Scale

To examine the impact of agent scale on performance, we conduct experiments with agent scales of 10, 100, 200, 500, and 1000 on the SMPD dataset. As shown in Fig. 4 (a), the model’s prediction performance improves progressively with increasing simulation scale. This suggests that larger simulation scales yield more realistic simulations, thereby enhancing SMPP performance. However, when the simulation scale reaches 200, the marginal benefits of further scale increases become less significant, while the simulation complexity increases substantially. Therefore, we consider a simulation scale of 100-200 as an optimal balance between efficiency and performance on this dataset. Nevertheless, more agents might be needed for a larger dataset. It can be discussed in future work.

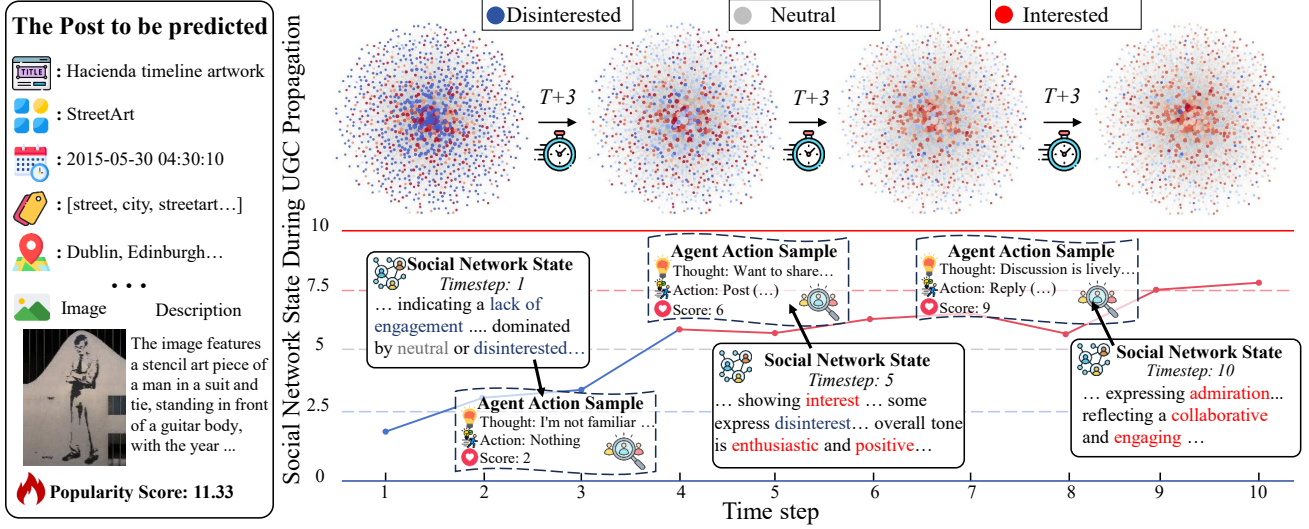


Figure 5. A case study of Popsim. The left shows the post content to be predicted, the upper-right visualizes the opinion scores of all agents in the social network, and the lower-right displays the social mean field state. The line graph represents the dynamics of the numerical mean field, the solid box indicates the textual mean field state, and the dashed box shows typical agent behavior at the current time step.

Table 4. Simulation efficiency. “Time Cost / Step” refers to the time required to complete a single simulation step, while “avg. Total Time Cost” denotes the average time to complete the entire UGC propagation simulation process.

Model	Time Cost / Step	avg. Total Time Cost
Standard Simulation	39.6s-89.2s	261.2s
Ours	7.1s-18.6s	43.8s

4.6. Impact of Interaction Rounds

To explore the impact of the number of interaction simulation rounds on performance, we conduct experiments with interaction rounds ranging from 1 to 10. As shown in Fig. 4 (b), the model performs best when the number of interaction rounds is set to 6. This may be due to the fact that too few interaction rounds fail to adequately model UGC propagation and the deep interactions between users. On the other hand, too many interaction rounds tend to lead to opinion polarization in the final simulation results, reducing diversity and thus limiting the model’s performance.

4.7. Efficiency Analysis

To validate the efficiency improvement of our simulation, we compared it with the standard simulation process using a system of 200 agents. In the standard simulation, agents interact with all their neighbors, whereas in the PopSim, we use the SMF-based agent interaction mechanism for simulation. The efficiency comparisons are presented in Table 4. From the table, we can find that the SMF-based agent interaction reduces the average execution time by 83.2% com-

pared to the standard simulation. This result highlights the effectiveness of the proposed agent interaction mechanism in improving simulation efficiency.

4.8. Case Study

In this experiment, we simulate the propagation of a high-popularity post in the social network sandbox, as illustrated in Fig. 5. Initially, the agents in the network show little interest in the UGC. Direct popularity prediction may result in a low popularity score. After several rounds of interaction, agents gradually start discussing the UGC. Eventually, the agents show high engagement in the propagation process, expressing interest through comments and posting related content. The final average opinion score of the agents is 8.1, suggesting that the UGC may have high social media popularity in real-world scenarios. This experiment demonstrates that PopSim can provide important clues for accurate popularity prediction through social network simulation.

5. Conclusion

In this work, we propose PopSim, a novel simulation-based SMPP paradigm. Unlike the traditional inductive paradigm, PopSim leverages an LLM-based multi-agent social network sandbox to simulate UGC propagation dynamics for popularity prediction. To accurately and efficiently simulate the UGC propagation in the network, we propose an SMF-based agent interaction mechanism, which models the dual-channel and bidirectional interactions between individuals and the population, enhancing agents’ global perception and decision-making capabilities. Additionally, we design a multi-source information aggregation module to effec-

tively integrate heterogeneous social metadata and propagation context, further enhancing SMPP performance. Experiments on two real-world social media datasets demonstrate the effectiveness of PopSim, which outperforms existing SMPP models and achieves state-of-the-art performance. With the advancement of LLMs, PopSim can create more realistic simulations in the future, offering significant promise for research on social media analysis.

References

- [1] Lei Bai, Lina Yao, Can Li, Xianzhi Wang, and Can Wang. Adaptive graph convolutional recurrent network for traffic forecasting. In *Advances in Neural Information Processing Systems*, pages 17804–17815, 2020.
- [2] Felix Brunker, Magdalena Wischniewski, Milad Mirbabaie, and Judith Meinert. The role of social media during social movements - observations from the #metoo debate on twitter. In *Hawaii International Conference on System Sciences*, pages 1–10, 2020.
- [3] Spencer Cappallo, Thomas Mensink, and Cees G. M. Snoek. Latent factors of visual popularity prediction. In *International Conference on Multimedia Retrieval*, pages 195–202, 2015.
- [4] Weilong Chen, Chenghao Huang, Weimin Yuan, Xiaolu Chen, Wenhao Hu, Xinran Zhang, and Yanru Zhang. Title-and-tag contrastive vision-and-language transformer for social media popularity prediction. In *International Conference on Multimedia*, pages 7008–7012, 2022.
- [5] Zhangtao Cheng, Jienan Zhang, Xovee Xu, Goce Trajcevski, Ting Zhong, and Fan Zhou. Retrieval-augmented hypergraph for multimodal social media popularity prediction. In *Conference on Knowledge Discovery and Data Mining*, pages 445–455, 2024.
- [6] Alessandro D’Alconzo, Idilio Drago, Andrea Morichetta, Marco Mellia, and Pedro Casas. A survey on big data for network traffic monitoring and analysis. *IEEE Trans. Netw. Serv. Manag.*, 16(3):800–813, 2019.
- [7] Guillaume Deffuant, David Neau, Frédéric Amblard, and Gérard Weisbuch. Mixing beliefs among interacting agents. *Adv. Complex Syst.*, 3(1-4):87–98, 2000.
- [8] Xue Dong, Xuemeng Song, Tongliang Liu, and Weili Guan. Prompt-based multi-interest learning method for sequential recommendation. *IEEE Trans. Pattern Anal. Mach. Intell.*, 47(8):6876–6887, 2025.
- [9] Zhikang Dong, Xiulong Liu, Bin Chen, Pawel Polak, and Peng Zhang. Musechat: A conversational music recommendation system for videos. In *IEEE/CVF Conference on Computer Vision and Pattern Recognition*, pages 12775–12785, 2024.
- [10] Yifan Feng, Haoxuan You, Zizhao Zhang, Rongrong Ji, and Yue Gao. Hypergraph neural networks. In *Proceedings of the AAAI conference on artificial intelligence*, pages 3558–3565, 2019.
- [11] Mattia Gasparini, Robert Clarisó, Marco Brambilla, and Jordi Cabot. Participation inequality and the 90-9-1 principle in open source. In *International Symposium on Open Collaboration*, pages 6:1–6:7, 2020.
- [12] Jiayang Gu, Xovee Xu, Yulu Tian, Yurun Hu, Jiadong Huang, Wenliang Zhong, Fan Zhou, and Lianli Gao. RRE: A relevance relation extraction framework for cross-domain recommender system at alipay. In *IEEE International Conference on Multimedia and Expo*, pages 1–6, 2024.
- [13] Chih-Chung Hsu, Chia-Ming Lee, Xiu-Yu Hou, and Chi-Han Tsai. Gradient boost tree network based on extensive feature analysis for popularity prediction of social posts. In *International Conference on Multimedia*, pages 9451–9455, 2023.
- [14] Liya Ji, Chan Ho Park, Zhefan Rao, and Qifeng Chen. Neural image popularity assessment with retrieval-augmented transformer. In *International Conference on Multimedia*, pages 2427–2436, 2023.
- [15] Shuo Ji, Xiaodong Lu, Mingzhe Liu, Leilei Sun, Chuanren Liu, Bowen Du, and Hui Xiong. Community-based dynamic graph learning for popularity prediction. In *Conference on Knowledge Discovery and Data Mining*, pages 930–940, 2023.
- [16] Peipei Kang, Zehang Lin, Shaohua Teng, Guipeng Zhang, Lingni Guo, and Wei Zhang. Catboost-based framework with additional user information for social media popularity prediction. In *International Conference on Multimedia*, pages 2677–2681, 2019.
- [17] Aditya Khosla, Atish Das Sarma, and Raffay Hamid. What makes an image popular? In *International World Wide Web Conference*, pages 867–876, 2014.
- [18] Xin Lai, Yihong Zhang, and Wei Zhang. Hyfea: Winning solution to social media popularity prediction for multimedia grand challenge 2020. In *International Conference on Multimedia*, pages 4565–4569, 2020.
- [19] Jean-Michel Lasry and Pierre-Louis Lions. Mean field games. *Japanese journal of mathematics*, 2(1):229–260, 2007.
- [20] Cheng Li, Yue Lu, Qiaozhu Mei, Dong Wang, and Sandeep Pandey. Click-through prediction for advertising in twitter timeline. In *International Conference on Knowledge Discovery and Data Mining*, pages 1959–1968, 2015.
- [21] Hao Li, Charles C. Fowlkes, Hao Yang, Onkar Dabeer, Zhuowen Tu, and Stefano Soatto. Guided recommendation for model fine-tuning. In *IEEE/CVF Conference on Computer Vision and Pattern Recognition*, pages 3633–3642, 2023.
- [22] Junnan Li, Dongxu Li, Caiming Xiong, and Steven C. H. Hoi. BLIP: bootstrapping language-image pre-training for unified vision-language understanding and generation. In *International Conference on Machine Learning*, pages 12888–12900, 2022.
- [23] Liuwu Li, Sihong Huang, Ziliang He, and Wenyin Liu. An effective text-based characterization combined with numerical features for social media headline prediction. In *International Conference on Multimedia*, pages 2003–2007, 2018.
- [24] Zaijing Li, Yuquan Xie, Rui Shao, Gongwei Chen, Dongmei Jiang, and Liqiang Nie. Optimus-2: Multimodal minecraft agent with goal-observation-action conditioned policy. In *IEEE/CVF Conference on Computer Vision and Pattern Recognition*, pages 9039–9049, 2025.

- [25] Yuhao Liu, Xiuying Chen, Xiaoqing Zhang, Xing Gao, Ji Zhang, and Rui Yan. From skepticism to acceptance: Simulating the attitude dynamics toward fake news. In *International Joint Conference on Artificial Intelligence*, pages 7886–7894, 2024.
- [26] Yijun Liu, Wu Liu, Xiaoyan Gu, Yong Rui, Xiaodong He, and Yongdong Zhang. Lmagent: A large-scale multimodal agents society for multi-user simulation. *CoRR*, abs/2412.09237, 2024.
- [27] Yijun Liu, Wu Liu, Xiaoyan Gu, Weiping Wang, Jiebo Luo, and Yong-Dong Zhang. Rumorsphere: A framework for million-scale agent-based dynamic simulation of rumor propagation. *CoRR*, abs/2509.02172, 2025.
- [28] Daniel McKee, Justin Salamon, Josef Sivic, and Bryan C. Russell. Language-guided music recommendation for video via prompt analogies. In *IEEE/CVF Conference on Computer Vision and Pattern Recognition*, pages 14784–14793, 2023.
- [29] Xinyi Mou, Zhongyu Wei, and Xuanjing Huang. Unveiling the truth and facilitating change: Towards agent-based large-scale social movement simulation. In *Association for Computational Linguistics*, pages 4789–4809, 2024.
- [30] Alessandro Ortis, Giovanni Maria Farinella, and Sebastiano Battiato. Prediction of social image popularity dynamics. In *Image Analysis and Processing*, pages 572–582, 2019.
- [31] Joon Sung Park, Joseph C. O’Brien, Carrie Jun Cai, Meredith Ringel Morris, Percy Liang, and Michael S. Bernstein. Generative agents: Interactive simulacra of human behavior. In *ACM Symposium on User Interface Software and Technology*, pages 2:1–2:22, 2023.
- [32] Yang Qian, Wang Xu, Xiao Liu, Haifeng Ling, Yuanchun Jiang, Yidong Chai, and Ye-Zheng Liu. Popularity prediction for marketer-generated content: A text-guided attention neural network for multi-modal feature fusion. *Inf. Process. Manag.*, 59(4):102984, 2022.
- [33] Yunpeng Tan, Fangyu Liu, Bowei Li, Zheng Zhang, and Bo Zhang. An efficient multi-view multimodal data processing framework for social media popularity prediction. In *International Conference on Multimedia*, pages 7200–7204, 2022.
- [34] Jiakai Tang, Heyang Gao, Xuchen Pan, Lei Wang, Hao-ran Tan, Dawei Gao, Yushuo Chen, Xu Chen, Yankai Lin, Yaliang Li, Bolin Ding, Jingren Zhou, Jun Wang, and Ji-Rong Wen. Gensim: A general social simulation platform with large language model based agents. *CoRR*, abs/2410.04360, 2024.
- [35] Llama Team. The llama 3 herd of models. *CoRR*, abs/2407.21783, 2024.
- [36] Hugo Touvron, Thibaut Lavril, Gautier Izacard, Xavier Martinet, Marie-Anne Lachaux, Timothée Lacroix, Baptiste Rozière, Naman Goyal, Eric Hambro, Faisal Azhar, Aurélien Rodriguez, Armand Joulin, Edouard Grave, and Guillaume Lample. Llama: Open and efficient foundation language models. *CoRR*, abs/2302.13971, 2023.
- [37] Kai Wang, Penghui Wang, Xin Chen, Qiushi Huang, Zhen-dong Mao, and Yongdong Zhang. A feature generalization framework for social media popularity prediction. In *International Conference on Multimedia*, pages 4570–4574, 2020.
- [38] Evan Weissburg, Arya Kumar, and Paramveer S. Dhillon. Judging a book by its cover: Predicting the marginal impact of title on reddit post popularity. In *International Conference on Web and Social Media*, pages 1098–1108, 2022.
- [39] Bo Wu, Tao Mei, Wen-Huang Cheng, and Yongdong Zhang. Unfolding temporal dynamics: Predicting social media popularity using multi-scale temporal decomposition. In *AAAI Conference on Artificial Intelligence*, pages 272–278, 2016.
- [40] Bo Wu, Wen-Huang Cheng, Yongdong Zhang, Qiushi Huang, Jintao Li, and Tao Mei. Sequential prediction of social media popularity with deep temporal context networks. In *International Joint Conference on Artificial Intelligence*, pages 3062–3068, 2017.
- [41] Bo Wu, Wen-Huang Cheng, Peiye Liu, Bei Liu, Zhaoyang Zeng, and Jiebo Luo. Smp challenge: An overview of social media prediction challenge 2019. In *International Conference on Multimedia*, pages 2667–2671, 2019.
- [42] Jianmin Wu, Liming Zhao, Dangwei Li, Chen-Wei Xie, Siyang Sun, and Yun Zheng. Deeply exploit visual and language information for social media popularity prediction. In *International Conference on Multimedia*, pages 7045–7049, 2022.
- [43] Jiayi Xie, Yaochen Zhu, and Zhenzhong Chen. Micro-video popularity prediction via multimodal variational information bottleneck. *IEEE Trans. Multimed.*, 25:24–37, 2023.
- [44] Kele Xu, Zhimin Lin, Jianqiao Zhao, Peicang Shi, Wei Deng, and Huaimin Wang. Multimodal deep learning for social media popularity prediction with attention mechanism. In *International Conference on Multimedia*, pages 4580–4584, 2020.
- [45] Ning Xu, Xiaowen Wang, Jing Liu, Lanjun Wang, Xuanya Li, Mengxiao Zhu, Yongdong Zhang, and An-An Liu. Model can be subtle: Two important mechanisms for social media popularity prediction. *ACM Trans. Multimed. Comput. Commun. Appl.*, 21(2):71:1–71:20, 2025.
- [46] Xovee Xu, Yifan Zhang, Fan Zhou, and Jingkuan Song. Improving multimodal social media popularity prediction via selective retrieval knowledge augmentation. In *Association for the Advancement of Artificial Intelligence*, pages 932–940, 2025.
- [47] Jienan Zhang, Jie Liu, Zhangtao Cheng, Xovee Xu, Fang Liu, Ting Zhong, and Kunpeng Zhang. Thgformer: Time-aware hypergraph learning for multimodal social media popularity prediction (student abstract). In *AAAI Conference on Artificial Intelligence*, pages 23705–23706, 2024.
- [48] Wei Zhang, Wen Wang, Jun Wang, and Hongyuan Zha. User-guided hierarchical attention network for multi-modal social image popularity prediction. In *International Conference of World Wide Web*, pages 1277–1286, 2018.
- [49] Xinnong Zhang, Jiayu Lin, Xinyi Mou, Shiyue Yang, Xiawei Liu, Libo Sun, Hanjia Lyu, Yihang Yang, Weihong Qi, Yue Chen, Guanying Li, Ling Yan, Yao Hu, Siming Chen, Yu Wang, Xuanjing Huang, Jiebo Luo, Shiping Tang, Libo Wu, Baohua Zhou, and Zhongyu Wei. Socioverse: A world model for social simulation powered by LLM agents and A

pool of 10 million real-world users. *CoRR*, abs/2504.10157, 2025.

- [50] Zhizhen Zhang, Ruihong Qiu, and Xiaohui Xie. Contrastive learning for implicit social factors in social media popularity prediction. *CoRR*, abs/2410.09345, 2024.
- [51] Ting Zhong, Jian Lang, Yifan Zhang, Zhangtao Cheng, Kunpeng Zhang, and Fan Zhou. Predicting micro-video popularity via multi-modal retrieval augmentation. In *International Conference on Research and Development in Information Retrieval*, pages 2579–2583, 2024.