



MitUNET: ENHANCING FLOOR PLAN RECOGNITION USING A HYBRID MIX-TRANSFORMER AND U-NET ARCHITECTURE

A PREPRINT

Dmitriy Parashchuk 
 Department of Computer Science
 Tyumen State University
 Tyumen, Russia
 parashchuk.dmitriiii@gmail.com

Alexey Kapshitskiy 
 Department of Computer Science
 Tyumen State University
 Tyumen, Russia
 stud0000247033@study.utmn.ru

Yuriy Karyakin 
 Department of Computer Science
 Tyumen State University
 Tyumen, Russia
 y.e.karyakin@utmn.ru

December 3, 2025

ABSTRACT

Automatic 3D reconstruction of indoor spaces from 2D floor plans requires high-precision semantic segmentation of structural elements, particularly walls. However, existing methods optimized for standard metrics often struggle to detect thin structural components and yield masks with irregular boundaries, lacking the geometric precision required for subsequent vectorization. To address this issue, we introduce **MitUNet**, a hybrid neural network architecture specifically designed for wall segmentation tasks in the context of 3D modeling. In MitUNet, we utilize a hierarchical Mix-Transformer encoder to capture global context and a U-Net decoder enhanced with scSE attention blocks for precise boundary recovery. Furthermore, we propose an optimization strategy based on the Tversky loss function to effectively balance precision and recall. By fine-tuning the hyperparameters of the loss function, we prioritize the suppression of false positive noise along wall boundaries while maintaining high sensitivity to thin structures. Our experiments on the public CubiCasa5k dataset and a proprietary regional dataset demonstrate that the proposed approach ensures the generation of structurally correct masks with high boundary accuracy, outperforming standard single-task models. MitUNet provides a robust tool for data preparation in automated 3D reconstruction pipelines.

Keywords Floor plan analysis · Semantic segmentation · Vectorization · 3D reconstruction · Hybrid architecture · Mix-Transformer · U-Net

1 Introduction

The automated generation of 3D building models from 2D floor plans constitutes a pivotal challenge in computer vision and image processing. Floor plans, serving as schematic blueprints, encode essential information regarding the spatial structure of indoor environments. However, transforming these 2D representations into three-dimensional models through manual processing incurs substantial temporal and financial costs. This labor-intensive nature of manual modeling restricts scalability, limiting its application in large-scale real estate projects or for individual users seeking to visualize personal spaces. Automation of this workflow offers a pathway to significantly reduce costs, accelerate 3D visualization for real estate marketing, and simplify project planning for private needs.

Traditional architectural software tools, such as Autodesk Revit, AutoCAD, SketchUp, or ArchiCAD, are primarily tailored for manual design and Building Information Modeling (BIM) workflows. These platforms do not inherently support the fully automatic reconstruction of 3D models from raw 2D raster floor plans. Instead, they rely heavily on professional expertise and significant user effort to manually trace and define geometry, rendering them unsuitable for high-throughput automation. Consequently, there is a growing need for intelligent systems capable of parsing raster schematics without human intervention.

*Corresponding author.

In this work, we concentrate on the semantic segmentation of walls as a fundamental prerequisite for constructing structurally coherent 3D room models. Accurate recognition of structural boundaries is critical, as walls determine the topology of the entire building. Any error at this stage—whether a discontinuity in a wall segment or noise along its edge—propagates to the 3D generation phase, causing artifacts such as topological inconsistencies or distorted geometry. Our primary objective is to enhance the geometric fidelity of this specific component, establishing a reliable structural basis for subsequent vectorization algorithms used in Scan-to-BIM pipelines.

To achieve high-precision recognition, we utilized a proprietary dataset of 500 floor plans representing distinct regional architectural styles. These plans differ visually and structurally from the samples found in standard open datasets, such as CubiCasa5k [1], often presenting unique challenges in hatching patterns and layout conventions. To ensure our model generalizes well while adapting to these regional specificities, we adopted a transfer learning strategy: the model was first pre-trained on the large-scale CubiCasa5k dataset to learn general geometric features and then fine-tuned on our regional dataset.

To address the limitations of existing segmentation approaches, we propose **MitUNet**, a hybrid architecture that combines the strengths of both paradigms: a Mix-Transformer encoder derived from SegFormer [2] to capture global semantic context, and a CNN-based U-Net decoder [3] to precisely reconstruct thin wall structures. Furthermore, we support this architecture with a refined optimization strategy utilizing the Tversky loss function. This allows us to explicitly manage the trade-off between recall and precision, ensuring that the model detects thin wall segments while maintaining sharp, accurate boundaries essential for vectorization.

2 Related Work

The task of floor plan analysis and understanding has been extensively explored in recent years, with numerous studies proposing pipelines for converting 2D images into structured topological graphs or 3D models. A common thread among these works is the reliance on deep learning to extract geometric primitives, such as rooms, walls, doors, and windows.

Early deep learning approaches primarily utilized standard Convolutional Neural Networks (CNNs). For instance, Zeng et al. [4] proposed a multi-task network leveraging room-boundary-guided attention to simultaneously recognize rooms and boundaries. Their approach relies on a VGG-16 backbone, a classic CNN architecture which, while effective for general feature extraction, often struggles with the long-range dependencies required to distinguish structural walls from decorative lines in complex, cluttered drawings.

More recently, Huang et al. [5] introduced MuraNet, which utilizes relation attention mechanisms to better understand the topological relationships between different room types. Similarly, Kratochvila et al. [6] extended reconstruction capabilities to multi-unit floor plans, emphasizing improved semantic segmentation for complex layouts involving multiple apartments. While these works have made significant strides in high-level structural understanding and topology estimation, the pixel-wise segmentation of walls—the core component driving the geometric reconstruction—is frequently handled by standard, general-purpose backbones such as ResNet or basic U-Net [3] variants.

These conventional CNN-based architectures, while robust for general object detection, are not explicitly optimized for the geometric precision required for Scan-to-BIM tasks. They often suffer from limited receptive fields or excessive downsampling, resulting in boundary dilation or irregular wall thicknesses that complicate subsequent vectorization. Our work aims to bridge this gap by introducing a hybrid Transformer-CNN architecture specifically optimized for structural fidelity, which can serve as an enhanced segmentation module within these broader reconstruction frameworks.

3 Dataset and Data Preparation

3.1 Datasets

Our study leverages two distinct datasets to ensure both generalizability and domain-specific accuracy.

CubiCasa5k: For the pre-training phase, we utilized the CubiCasa5k dataset [1], a large-scale collection of 5,000 diverse floor plan images. This dataset is characterized by a high degree of variability in drawing styles, image quality, and clutter levels, effectively acting as a noisy source of structural data. Training on such diverse data allows the model’s backbone to learn robust, invariant geometric features and understand the general topology of indoor spaces, preventing overfitting to a single drawing convention.

Regional Dataset: To evaluate the model’s performance on real-world data distinct from the training distribution, we curated a proprietary dataset of 500 floor plans collected from publicly available real estate listings within the Russian Federation and CIS region.

- **Texture-based Material Encoding:** Unlike the uniform wall fills in Western datasets, these plans strictly differentiate construction materials. Load-bearing structures are often depicted as solid black fills, while partition walls feature complex internal hatching (e.g., diagonal strokes). Standard segmentation models frequently misclassify these textured regions as background noise.
- **Complex Geometry and Topology:** The layouts frequently feature non-Manhattan geometries (curved or angled outer walls) and varied structural topologies which challenge the geometric priors of models trained solely on rectangular boxes.
- **High-Density Clutter:** The plans contain dense semantic noise, including furniture outlines, dimension lines, and text overlays directly on the floor space.

The image displays three detailed floor plans for the 'Eliro' apartment complex, each featuring a red heart icon to indicate a preferred or featured unit.

- Left Plan (124.0 m²):** This is a large, rectangular unit. It includes a living area (14.2 m²), a dining area (14.3 m²), a kitchen (10.2 m²), and a large bedroom (24.9 m²). The total area is 124.0 m².
- Middle Plan (108.2 m²):** This is a more compact, irregularly shaped unit. It features a living area (14.2 m²), a dining area (14.3 m²), a kitchen (10.2 m²), and a bedroom (10.2 m²). The total area is 108.2 m².
- Right Plan (39.70 m²):** This is a small, rectangular unit. It includes a living area (14.2 m²), a dining area (14.3 m²), a kitchen (10.2 m²), and a bedroom (10.2 m²). The total area is 39.70 m².

3.2 Data Preprocessing

A critical aspect of our pipeline is the *annotation refinement* procedure. We observed that ground truth annotations in public datasets like CubiCasa5k often exhibit inconsistencies, such as overlapping polygons for walls and openings (doors, windows). Such overlaps introduce ambiguity during training, as the model receives conflicting signals for pixels that belong to both *wall* and *door* classes. To resolve this and ensure the model learns to segment only the solid structural components, we implemented a robust subtraction procedure:

- To improve the model’s robustness to varying scan qualities and geometric distortions, we applied a comprehensive augmentation pipeline during training:

- **Geometric Transformations:** Random affine scaling ($0.9\times-1.1\times$), rotation ($\pm 15^\circ$), and perspective distortions mimic the slight misalignments found in scanned documents. We also included elastic transformations and grid distortions to simulate paper warping.
- **Photometric Transformations:** Random brightness and contrast adjustments, coupled with CLAHE (Contrast Limited Adaptive Histogram Equalization), ensure the model is invariant to lighting conditions. We also introduced Gaussian and ISO noise to simulate sensor noise typical of lower-quality scans.

4 Methodology

4.1 Architecture: MitUNet

The semantic segmentation of floor plans presents a dual challenge: the model must possess a large effective receptive field to comprehend the global layout and room topology, while simultaneously maintaining high spatial resolution to precisely delineate thin structural elements like walls. To address this, we propose **MitUNet**, a hybrid architecture that synergizes a Transformer-based encoder with a CNN-based attention decoder.

Hierarchical Mix-Transformer Encoder: As the feature extractor, we utilize the *MiT-b4* backbone from the SegFormer framework [2], pre-trained on ImageNet [7]. Unlike standard Vision Transformers (ViT) that generate single-scale feature maps, the Mix-Transformer (MiT) adopts a hierarchical design similar to CNNs. It produces multi-scale features at resolutions of $\{1/4, 1/8, 1/16, 1/32\}$ relative to the input image. We selected the b4 variant because it offers an optimal trade-off between computational efficiency and capacity, allowing the model to memorize complex textures (such as wall hatching) without the prohibitive memory cost of larger models. The encoder employs an overlapping patch merging mechanism, which preserves local continuity—a critical factor for tracing continuous wall geometries.

High-Resolution Attention Decoder: A critical limitation of the standard SegFormer architecture is its lightweight MLP decoder, which aggregates features at a coarse resolution ($\frac{1}{4}$) and relies on bilinear upsampling to restore the final mask. For thin wall segmentation, this interpolation often results in blurred boundaries and loss of geometric fidelity. To overcome this, we discard the MLP decoder in favor of a U-Net [3] reconstruction path. This decoder progressively upsamples the feature maps, fusing them with high-resolution features from the encoder via skip connections. This design explicitly recovers the spatial details lost during downsampling.

Furthermore, we enhance each decoding stage with **scSE** (Spatial and Channel Squeeze & Excitation) blocks [8]. The scSE module adaptively recalibrates the feature maps:

- **Spatial Squeeze:** Highlights pixels relevant to wall locations, suppressing background noise.
- **Channel Squeeze:** Emphasizes feature maps that carry the most relevant semantic information (e.g., texture vs. shape).

This combination ensures that the global context captured by the Transformer is effectively translated into pixel-perfect local boundaries.

4.2 Loss Function Strategy

The choice of loss function is pivotal for segmenting thin, imbalanced classes like walls. In our experiments, we compared several standard approaches:

- **Cross-Entropy (CE):** The standard pixel-wise loss treating all classes equally. In sparse wall segmentation, it often forces the model to prioritize the dominant background class, leading to poor wall detection.
- **Dice Loss:** Proposed by Milletari et al. [9], this loss directly optimizes the F1 score and addresses class imbalance. However, it focuses on maximizing overlap, which can encourage the model to output dilated walls to ensure coverage, sacrificing boundary precision.
- **Focal Loss:** Introduced by Lin et al. [10] to address the extreme class imbalance by focusing training on challenging examples. While effective for detection, in segmentation tasks it can sometimes introduce noise around boundaries if the transition pixels are considered hard.
- **Lovasz-Softmax:** Proposed by Berman et al. [11], this loss directly optimizes the Jaccard index (IoU). It is excellent for global structure but does not inherently provide control over the precision-recall trade-off.

To strictly control the balance between boundary precision and structural completeness, we employ the **Tversky Loss**, as proposed by Salehi et al. [12]. This function generalizes the Dice coefficient by allowing asymmetric weighting of false positives (FP) and false negatives (FN):

$$L_{Tversky}(\alpha, \beta) = 1 - \frac{TP}{TP + \alpha FP + \beta FN} \quad (1)$$

Here, TP represents True Positives, while α and β are hyperparameters controlling the penalty magnitude for false positives and false negatives, respectively. By setting $\alpha > \beta$, we penalize false positives more heavily. This asymmetry forces the model to be more conservative in its predictions, effectively suppressing the noise and boundary thickening often observed with standard symmetric losses such as Dice. Conversely, maintaining a non-zero β ensures the model remains sensitive enough to detect thin, low-contrast wall segments. We hypothesized that fine-tuning these parameters would reveal an optimal operating point that yields sharp, vectorization-ready boundaries without sacrificing recall.

5 Experiments

5.1 Experimental Setup

All experiments were conducted on a workstation equipped with an NVIDIA RTX 4060 Ti (16 GB VRAM). The training pipeline was implemented using the **PyTorch** framework, with data augmentation performed via the **Albumentations** library.

To ensure robust evaluation and reproducibility, we aggregated the available data into a single pool and performed a randomized stratified split. We utilized an **80/20 ratio** for training and validation, respectively, governed by a fixed random seed (42). This resulted in a strict separation of training and validation subsets to prevent data leakage.

Input images were normalized using standard ImageNet mean ($\mu = [0.485, 0.456, 0.406]$) and standard deviation ($\sigma = [0.229, 0.224, 0.225]$) values to accelerate convergence. During training, we applied a dynamic augmentation pipeline with the following specifications:

- **Affine Transformations:** Random scaling ($\in [0.9, 1.1]$), rotation ($\in [-15^\circ, 15^\circ]$), and translation with a probability of $p = 0.7$.
- **Distortions:** Perspective shifts ($p = 0.3$), elastic transformations, and grid distortions ($p = 0.2$) to simulate scanning artifacts and paper warping.
- **Photometric Noise:** Random brightness/contrast adjustments ($p = 0.5$) and CLAHE ($p = 0.2$) to ensure invariance to lighting conditions.

We adopted a standardized training protocol for all model variations:

- **Epochs:** Each model was trained for 30 epochs.
- **Batch Size:** 4 images per batch (optimized for 512×512 resolution on 16GB VRAM).
- **Optimizer:** Adam optimizer with an initial learning rate (LR) determined empirically.
- **Scheduler:** ReduceLROnPlateau (mode='max', factor=0.5, patience=3) monitoring the validation IoU.

To mitigate random initialization effects, each experiment was repeated three times, and we report the average metrics corresponding to the best validation Intersection over Union (IoU) achieved during training. We also report the peak Video RAM (VRAM) usage during the validation phase to assess computational efficiency.

5.2 Comparative Analysis

We first evaluated the performance of our proposed MitUNet architecture against several state-of-the-art segmentation models, including UNet++ [13] (with ResNet50 backbone), DeepLabV3+ [14], SegFormer [2], and UPerNet [15]. We also tested various loss functions to establish a baseline.

Table 1: Comparison with State-of-the-Art Architectures and Loss Functions

Model	Encoder	Loss	Recall (%)	Precision (%)	Accuracy (%)	mIoU (%)	VRAM (MiB)
MitUNet (Ours)	mit_b4	Tversky (0.6 / 0.4)	92.25	94.84	98.85	87.84	1751
MitUNet (Ours)	mit_b4	Dice	93.97	92.54	98.77	87.35	1751
Unet++	resnet50	Lovasz	93.10	93.17	98.76	87.15	3311
Unet++	resnet50	Dice	93.21	93.04	98.76	87.14	3311
MitUNet (Ours)	mit_b4	Lovasz	93.37	92.91	98.76	87.15	1751
Unet++	resnet50	Focal	92.03	93.96	98.75	86.89	3311
UPerNet	mit_b4	Lovasz	93.24	92.55	98.72	86.73	2219
MitUNet (Ours)	mit_b4	Focal	91.80	93.85	98.72	86.59	1751
Segformer	mit_b4	Lovasz	93.35	92.11	98.68	86.43	1270
Unet++	resnet50	Tversky (0.6 / 0.4)	90.84	94.60	98.71	86.36	3311
Unet (scSE)	resnet50	Focal	93.32	91.92	98.66	86.25	1503
UPerNet	mit_b4	Tversky (0.6 / 0.4)	91.22	94.02	98.69	86.22	2219
UPerNet	mit_b4	Dice	92.22	92.96	98.67	86.20	2211
Unet (scSE)	resnet50	Dice	91.45	93.50	98.66	85.99	1503
Unet (scSE)	resnet50	Tversky (0.6 / 0.4)	89.98	95.02	98.67	85.93	1503
Segformer	mit_b4	Tversky (0.6 / 0.4)	91.45	93.04	98.61	85.59	1270
UPerNet	mit_b4	Focal	90.72	93.65	98.61	85.47	2219
Unet (scSE)	resnet50	Lovasz	93.46	90.68	98.55	85.29	1503
Segformer	mit_b4	Focal	90.89	93.00	98.56	85.07	1270
DeepLabV3+	resnet50	Lovasz	92.74	91.13	98.53	85.07	947
Segformer	mit_b4	Dice	91.91	91.85	98.54	84.98	1270
DeepLabV3+	resnet50	Focal	92.02	91.25	98.49	84.55	947
DeepLabV3+	resnet50	Dice	92.09	91.03	98.47	84.43	947
DeepLabV3+	resnet50	Tversky (0.6 / 0.4)	86.12	94.90	98.33	82.31	947

* Tversky Loss parameters: $\alpha = 0.6, \beta = 0.4$

As shown in Table 1, MitUNet with Tversky loss achieved the highest mIoU (87.84%) and Precision (94.84%). While purely convolutional models like UNet++ performed competitively (87.15% mIoU), they incurred nearly double the memory cost (3311 MiB vs. 1751 MiB for MitUNet). Notably, Transformer-based architectures like SegFormer, when used without a dedicated high-resolution decoder, showed lower performance in boundary precision compared to our hybrid approach (visualized in Fig. 2), despite their lower memory footprint.



Figure 2: Qualitative comparison of segmentation results on the Regional Dataset. (a) Original input; (b) Ground Truth; (c) UNet (scSE); (d) SegFormer; (e) MitUNet (Ours). The bottom row displays zoomed-in details corresponding to models c, d, and e. Note that UNet introduces noise artifacts (center crop), and SegFormer suffers from dilated or blurred boundaries, whereas MitUNet successfully suppresses noise while maintaining sharp structural edges.

5.3 Tversky Loss Hyperparameter Tuning

Having established the architectural superiority of MitUNet, we tested our hypothesis that the Tversky loss could provide better control over the Precision/Recall trade-off than standard Dice or Lovasz losses. We conducted an ablation study varying the α (penalty for False Positives) and β (penalty for False Negatives) parameters.

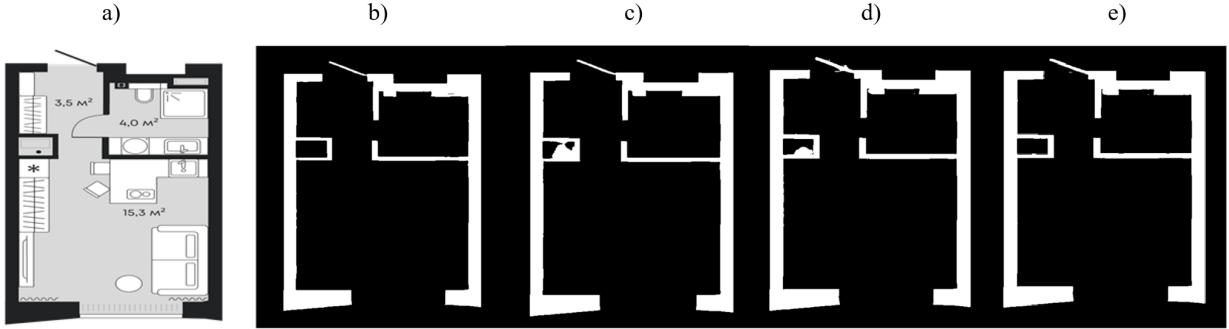


Figure 3: Visual comparison of loss functions during the ablation phase. **(a)** Original input; **(b)** Tversky ($\alpha = 0.7, \beta = 0.3$) yields the sharpest, thinnest boundaries; **(c)** Dice Loss results in dilated wall thickness; **(d)** Focal Loss exhibits internal noise artifacts; **(e)** Lovasz-Softmax preserves structure but lacks boundary crispness. This comparison highlights the "cleaning" effect of the asymmetric Tversky loss.

The results in Table 2 confirm that increasing α significantly boosts Precision at the cost of Recall (visualized in Fig. 3). The configuration with $\alpha = 0.6, \beta = 0.4$ achieved the highest mIoU (87.84%) and a strong balance between Recall (92.25%) and Precision (94.84%). While the configuration with $\alpha = 0.7, \beta = 0.3$ yielded slightly higher precision, it resulted in a notable drop in recall. Consequently, we selected $\alpha = 0.6, \beta = 0.4$ as the optimal configuration for the subsequent fine-tuning stage.

Table 2: Ablation Study of Tversky Loss Parameters on MitUNet

Model	Encoder	Loss (α/β)	Recall (%)	Precision (%)	Accuracy (%)	mIoU (%)
MitUNet	mit_b4	Tversky (0.6 / 0.4)	92.25	94.84	98.85	87.84
MitUNet	mit_b4	Dice	93.97	92.54	98.77	87.35
MitUNet	mit_b4	Lovasz	93.37	92.91	98.76	87.15
MitUNet	mit_b4	Tversky (0.7 / 0.3)	90.80	95.37	98.78	86.96
MitUNet	mit_b4	Focal	91.80	93.85	98.72	86.59
MitUNet	mit_b4	Tversky (0.8 / 0.2)	86.67	97.15	98.57	84.51
MitUNet	mit_b4	Tversky (0.9 / 0.1)	82.57	97.97	98.28	81.18

5.4 Fine-tuning Strategy and Final Results

Finally, we evaluated the impact of our transfer learning strategy. We hypothesized that exposing the model to the large-scale diversity of the CubiCasa5k dataset would enable it to learn robust geometric priors before domain adaptation. To validate this, we initialized the fine-tuning process using the optimal MitUNet checkpoint **pre-trained on the CubiCasa5k dataset** (specifically, the configuration trained with Tversky loss $\alpha = 0.6, \beta = 0.4$). This pre-trained model yielded a performance of **76.38% mIoU** (85.33% Recall, 87.94% Precision) on the source CubiCasa5k test set, establishing a strong initialization point. We then fine-tuned this model on our target Regional Dataset using a reduced learning rate ($1e - 5$).

Table 3: Results of Fine-Tuning with Optimized Tversky Loss

Model	Encoder	Loss (α/β)	Recall (%)	Precision (%)	Accuracy (%)	mIoU (%)
MitUNet (Pre-trained)	mit_b4	Dice	94.49	93.59	98.92	88.75
MitUNet (Pre-trained)	mit_b4	Tversky (0.6 / 0.4)	92.79	95.20	98.93	88.64
MitUNet (Pre-trained)	mit_b4	Tversky (0.7 / 0.3)	91.32	96.17	98.89	88.07
MitUNet (Pre-trained)	mit_b4	Focal	93.30	92.00	98.67	86.30
MitUNet (Pre-trained)	mit_b4	Lovasz	93.55	91.45	98.63	86.03

The fine-tuning results (Table 3) demonstrate a substantial improvement across all metrics compared to training from scratch. Although the Dice loss achieved a marginally higher mIoU (88.75% vs 88.64%), the model trained with **Tversky loss** ($\alpha = 0.6, \beta = 0.4$) demonstrated a superior Precision of **95.20%** (compared to 93.59% for Dice) while maintaining a robust Recall ($> 92\%$). This trade-off is deliberate: higher precision effectively suppresses false positive noise along boundaries, providing the geometric definition required for high-quality vectorization.

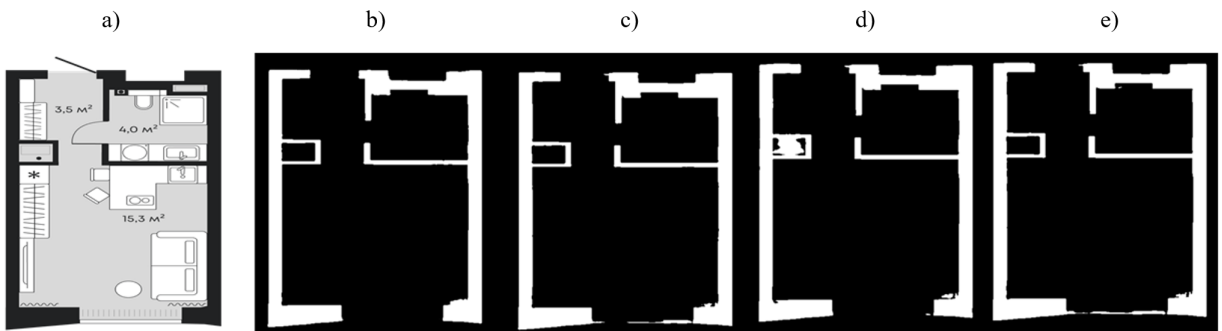


Figure 4: Qualitative comparison of fine-tuned models. (a) Original input; (b) **MitUNet (Ours)** trained with Tversky $\alpha = 0.6, \beta = 0.4$ demonstrates the optimal balance of connectivity and sharpness; (c) Dice Loss; (d) Focal Loss; (e) Lovasz-Softmax. Comparison reveals that our method (b) minimizes "staircase" artifacts along edges compared to standard losses.

Impact on Vectorization Quality: Beyond standard pixel-wise metrics, the choice of the asymmetric Tversky loss provided a critical qualitative advantage. We observed that standard symmetric losses (like Dice) tend to produce dilated boundaries to maximize overlap, resulting in staircase artifacts along wall edges. By penalizing false positives more heavily ($\alpha = 0.6$), our optimized MitUNet produces thinner, sharper high-confidence masks (visualized in Fig. 4b). This "geometric crispness" significantly reduces noise for downstream vectorization algorithms (such as contour approximation or Hough transforms), minimizing the need for aggressive post-processing smoothing which often distorts corner geometry.

6 Conclusion

In this study, we introduced **MitUNet**, a hybrid segmentation architecture designed to address the specific challenges of floor plan analysis. By combining a hierarchical Mix-Transformer encoder with a fine-grained U-Net decoder, our approach seeks to reconcile global semantic understanding with the pixel-level accuracy required for structural walls.

Experimental evaluation on both the public CubiCasa5k benchmark and our proprietary Regional Dataset yielded several key insights. First, the MitUNet architecture demonstrated superior boundary precision compared to baseline CNN models (such as UNet++) and pure Transformer approaches, particularly in resolving thin wall geometries. Second, we confirmed the importance of the loss function configuration for vectorization-oriented tasks. The asymmetric Tversky loss ($\alpha = 0.6, \beta = 0.4$) provided an effective mechanism to suppress false-positive noise, resulting in cleaner segmentation masks. Finally, our two-stage transfer learning strategy, comprising pre-training on diverse data and fine-tuning on domain-specific samples, proved essential for adapting to complex regional hatching patterns, achieving high performance metrics (Recall $> 92\%$, Precision $> 95\%$) on the target dataset.

We believe that MitUNet offers a promising foundation for automated Scan-to-BIM pipelines, potentially reducing the manual effort involved in 3D modeling. Future work will focus on extending this module into an end-to-end vectorization framework capable of directly generating topological graphs from raster images.

Acknowledgments

This study was supported by the Ministry of Science and Higher Education of the Russian Federation within the framework of a State assignment (FEWZ-2024-0052).

References

- [1] Ahti Kalervo, Juha Ylioinas, Markus Häikiö, Antti Karhu, and Juho Kannala. CubiCasa5K: A dataset and an improved multi-task model for floorplan image analysis. In *Proceedings of the IEEE/CVF Conference on Computer Vision and Pattern Recognition (CVPR)*, pages 3640–3649, 2019.
- [2] Enze Xie, Wenhai Wang, Zhiding Yu, Anima Anandkumar, Jose M Alvarez, and Ping Luo. SegFormer: Simple and efficient design for semantic segmentation with transformers. *Advances in Neural Information Processing Systems (NeurIPS)*, 34:12077–12090, 2021.
- [3] Olaf Ronneberger, Philipp Fischer, and Thomas Brox. U-Net: Convolutional networks for biomedical image segmentation. In *Medical Image Computing and Computer-Assisted Intervention (MICCAI)*, pages 234–241. Springer, 2015.
- [4] Zhiliang Zeng, Xianzhi Li, Ying Kin Yu, and Chi-Wing Fu. Deep floor plan recognition using a multi-task network with room-boundary-guided attention. *arXiv preprint arXiv:1908.11025*, 2019.
- [5] Lingxiao Huang, Jung-Hsuan Wu, Chiching Wei, and Wensheng Li. MuraNet: Multi-task floor plan recognition with relation attention. *arXiv preprint arXiv:2309.00348*, 2023.
- [6] Lukas Kratochvila, Gijs de Jong, Monique Arkesteijn, Šimon Bilík, Tomáš Zemčík, Karel Horak, and Jan S Rellermeyer. Multi-unit floor plan recognition and reconstruction using improved semantic segmentation of raster-wise floor plans. *arXiv preprint arXiv:2408.01526*, 2024.
- [7] Jia Deng, Wei Dong, Richard Socher, Li-Jia Li, Kai Li, and Li Fei-Fei. ImageNet: A large-scale hierarchical image database. In *Proceedings of the IEEE Conference on Computer Vision and Pattern Recognition (CVPR)*, pages 248–255. IEEE, 2009.
- [8] Abhijit Guha Roy, Nassir Navab, and Christian Wachinger. Recalibrating fully convolutional networks with spatial and channel Squeeze & Excitation blocks. *IEEE Transactions on Medical Imaging*, 38(2):540–549, 2018.
- [9] Fausto Milletari, Nassir Navab, and Seyed-Ahmad Ahmadi. V-Net: Fully convolutional neural networks for volumetric medical image segmentation. In *Proceedings of the Fourth International Conference on 3D Vision (3DV)*, pages 565–571. IEEE, 2016.
- [10] Tsung-Yi Lin, Priya Goyal, Ross Girshick, Kaiming He, and Piotr Dollár. Focal loss for dense object detection. In *Proceedings of the IEEE International Conference on Computer Vision (ICCV)*, pages 2980–2988, 2017.
- [11] Maxim Berman, Amal Rannen Triki, and Matthew B Blaschko. The Lovász-Softmax loss: A tractable surrogate for the optimization of the intersection-over-union measure in neural networks. In *Proceedings of the IEEE Conference on Computer Vision and Pattern Recognition (CVPR)*, pages 4413–4421, 2018.
- [12] Seyed Sadegh Mohseni Salehi, Deniz Erdogmus, and Ali Gholipour. Tversky loss function for image segmentation using 3D fully convolutional deep networks. *arXiv preprint arXiv:1706.05721*, 2017.
- [13] Zongwei Zhou, Md Mahfuzur Rahman Siddiquee, Nima Tajbakhsh, and Jianming Liang. UNet++: A nested U-Net architecture for medical image segmentation. *Deep Learning in Medical Image Analysis and Multimodal Learning for Clinical Decision Support*, pages 3–11, 2018.
- [14] Liang-Chieh Chen, Yukun Zhu, George Papandreou, Florian Schroff, and Hartwig Adam. Encoder-decoder with atrous separable convolution for semantic image segmentation. In *Proceedings of the European Conference on Computer Vision (ECCV)*, pages 801–818, 2018.
- [15] Tete Xiao, Yingcheng Liu, Bolei Zhou, Yuning Jiang, and Jian Sun. Unified perceptual parsing for scene understanding. In *Proceedings of the European Conference on Computer Vision (ECCV)*, pages 418–434, 2018.