

DySTAN: Joint Modeling of Sedentary Activity and Social Context from Smartphone Sensors

Aditya Sneh
IISER Bhopal
India

Snehil Gupta
AIIMS Bhopal
India

Nilesh Kumar Sahu
IISER Bhopal
India

Haroon R. Lone
IISER Bhopal
India

Abstract

Accurately recognizing human context from smartphone sensor data remains a significant challenge, especially in *sedentary settings* where activities such as studying, attending lectures, relaxing, and eating exhibit highly similar inertial patterns. Furthermore, *social context*—whether a person is alone or with someone—plays a critical role in understanding user behavior, yet is often overlooked in mobile sensing research. To address these gaps, we introduce *LogMe*, a mobile sensing application that passively collects smartphone sensor data (accelerometer, gyroscope, magnetometer, and rotation vector) and prompts users for hourly self-reports capturing both sedentary activity and social context. Using this dual-label dataset, we propose *DySTAN* (Dynamic Cross-Stitch with Task Attention Network), a multi-task learning framework that jointly classifies both context dimensions from shared sensor inputs. It integrates task-specific layers with cross-task attention to model subtle distinctions effectively. DySTAN improves sedentary activity macro F1 scores by 21.8% over a single-task CNN-BiLSTM-GRU (CBG) model and by 8.2% over the strongest multi-task baseline, Sluice Network (SN). These results demonstrate the importance of modeling multiple, co-occurring context dimensions to improve the accuracy and robustness of mobile context recognition.

CCS Concepts

• **Human-centered computing** → Ubiquitous and mobile computing systems and tools; • **Computing methodologies** → Neural networks; • **Applied computing** → Health care information systems.

Keywords

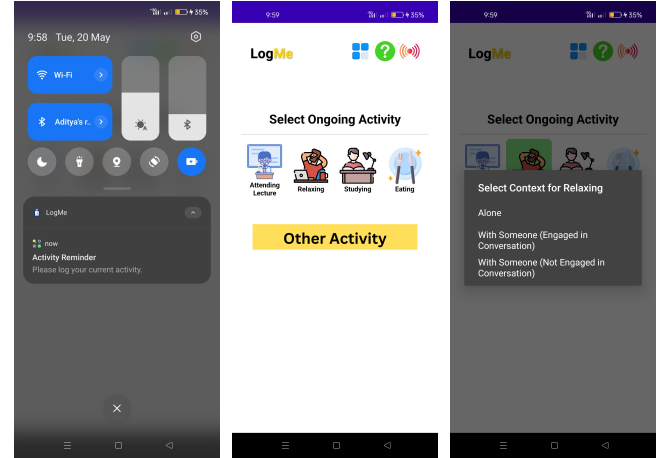
Mobile sensing, context recognition, multi-task learning

ACM Reference Format:

Aditya Sneh, Nilesh Kumar Sahu, Snehil Gupta, and Haroon R. Lone. 2018. DySTAN: Joint Modeling of Sedentary Activity and Social Context from

Permission to make digital or hard copies of all or part of this work for personal or classroom use is granted without fee provided that copies are not made or distributed for profit or commercial advantage and that copies bear this notice and the full citation on the first page. Copyrights for components of this work owned by others than the author(s) must be honored. Abstracting with credit is permitted. To copy otherwise, or republish, to post on servers or to redistribute to lists, requires prior specific permission and/or a fee. Request permissions from permissions@acm.org.
Conference acronym 'XX, Woodstock, NY

© 2018 Copyright held by the owner/author(s). Publication rights licensed to ACM.
ACM ISBN 978-1-4503-XXXX-X/2018/06
<https://doi.org/XXXXXXX.XXXXXXX>



(a) Hourly *LogMe* reminder. (b) Sedentary activity selection. (c) Social context selection.

Figure 1: *LogMe* application flow.

Smartphone Sensors. In *Proceedings of Make sure to enter the correct conference title from your rights confirmation email (Conference acronym 'XX)*. ACM, New York, NY, USA, 8 pages. <https://doi.org/XXXXXXX.XXXXXXX>

1 Introduction

Students frequently engage in sedentary behaviors for prolonged durations—often between eight to ten hours daily—which poses serious health risks including obesity, poor mental well-being, and increased vulnerability to anxiety and depression [5, 9, 19, 28, 52]. Mobile sensing technologies offer promising avenues for passively detecting such behaviors and enabling timely, personalized interventions to promote healthier lifestyles in real time.

The widespread use and acceptance of smartphones among students has led to increasing interest in mobile health (mHealth) solutions tailored to the student population. However, delivering contextually appropriate interventions remains challenging. Many sedentary activities—such as attending lectures, studying, relaxing, or eating—exhibit similar patterns in inertial sensor data, making it difficult to distinguish among them solely from movement signals [13, 53]. Moreover, interventions that are helpful in one social context (e.g., relaxing alone) may be disruptive in others (e.g., studying or dining socially), highlighting the need for accurate detection of both *activity type* and *social context* [32]. In particular,

social context—whether a person is alone or with someone—plays a key role in shaping intervention acceptance [36, 40]. For example, prompting someone during solitary relaxation may be appropriate, but interrupting during a group meal or conversation may reduce receptivity or even cause annoyance.

Despite its importance, social context remains underexplored in current mobile sensing models. Most existing approaches either ignore overlapping and co-occurring contexts (e.g., eating while conversing), or lack multi-label annotations, which hinders comprehensive recognition [3]. As a result, many models struggle to generalize to real-world scenarios where contexts blend fluidly. These limitations underscore the need for richer, multi-context recognition models that can jointly infer *sedentary activities* and *social settings* from passive smartphone sensing.

To address these gaps, we developed *LogMe*, a mobile sensing app that collects passive Inertial Measurement Unit (IMU) sensor data along with active self-reports of sedentary activity—Attending Lecture (AL), Relaxing (R), Studying (S), Eating (E)—and social context—Alone (A), With Someone (Engaged in Conversation) [WSEIC], With Someone (Not Engaged in Conversation) [WSNEIC]. Using this dataset, we introduce *DySTAN*, a multi-task learning model that jointly predicts both contexts from shared sensor inputs. *DySTAN* effectively captures task-specific distinctions and consistently outperforms existing methods. Following are our key contributions:

- **Multi-task Model – DySTAN:** We propose and release *DySTAN*, a multi-task neural network that jointly infers sedentary activity and social context from shared sensor inputs. It consistently outperforms single-task and traditional multi-class baselines across multiple evaluation metrics.
- **Sedentary and Social Context Dataset (SSCD):** We introduce a real-world dataset comprising 50 Hz IMU sensor streams (accelerometer, gyroscope, magnetometer, and rotation vector) collected from 57 university students over a two-week period. Each session is annotated with both sedentary activity and social context labels, making this one of the few datasets to support fine-grained, multi-label recognition in naturalistic settings.
- **Mobile Sensing Platform – LogMe:** We develop *LogMe*, an Android app that passively collects sensor data while prompting users for brief, context-rich self-reports. It enables dual-label data collection in ecologically valid settings.

2 Related Work

Early research on smartphone-based inertial sensing achieved high accuracy for basic activities such as running, walking, and stair climbing. However, classification performance drops significantly for fine-grained sedentary contexts such as sitting and standing, even with advanced deep learning models. For example, Haghi et al. [17] showed that while a hybrid CNN-LSTM model achieved up to 98% accuracy for gross activities, performance for static postures like sitting and standing was notably lower, with F1 scores around 75–94%. Similarly, Salice et al. [50] reviewed that even state-of-the-art non-intrusive sensing systems often struggle to robustly differentiate subtle postures, with accuracy frequently dropping below 85% for fine-grained sedentary states.

In parallel, researchers have explored social context inference. Classical classifiers distinguishing “alone” versus “with others” often exceed 90% AUC [32]; for example, Mäder et al. report >90% AUC for companionship status, while Kammoun et al. achieve approximately 75% AUC for eating companionship using gradient boosting [22]. However, these models typically ignore co-occurring contexts—such as eating while conversing—and struggle with poor classification performance on complex social situations. Moreover, both classical machine learning and deep learning models generally treat activity and social inference as separate tasks, highlighting the need for unified modeling approaches [2, 30].

To overcome these limitations, multi-task learning (MTL) has been increasingly applied to smartphone sensing. MTL approaches leverage shared feature layers to model related tasks, improving classification accuracy jointly. For example, Azadi et al. [4] used a multi-channel asymmetric autoencoder to reconstruct IMU signals and classify activities simultaneously. Peng et al. [44] developed the AROMA model, combining a shared CNN backbone and LSTM to recognize complex activities jointly. Mekruksavanich et al. [34] applied a CNN-BiLSTM network for joint prediction of user activity and identity, while Nisar et al. [42] proposed a hierarchical MTL framework using multi-branch network for activity recognition. Most of these HAR models use hard parameter sharing (shared CNN/LSTM layers with task-specific heads), which allows leveraging relatedness between tasks for better joint modeling of multiple.

Despite progress in modeling, existing university smartphone-sensing datasets are limited in their ability to capture both detailed activity and social context concurrently. Some datasets offer rich activity labels but lack social annotations; others include only coarse social categories or lack detailed, temporally aligned annotations. For example, Bouton-Bessac et al. [8] collected over 216,000 activity reports from 600+ students across five countries, but did not include social context labels. Aurel et al. [33] surveyed 581 undergraduates using a simple survey but lacked fine-grained activity data. Nathan et al. [23] focused on eating episodes among 678 students, distinguishing only “eating alone” versus “eating with others.” The DiversityOne dataset [22] spans 782 students in eight countries with 350,000+ half-hour activity and social context diaries, but primarily supports cross-country comparisons and lacks temporally precise, detailed joint annotations.

Our Sedentary and Social Context Dataset (SSCD) addresses these limitations by providing fine-grained, temporally aligned labels for sedentary activities and nuanced social context states. This enables more accurate and integrated modeling of real-world sedentary activity and social context in university environments.

3 Methodology

3.1 Data Collection

We developed a custom Android application (**LogMe**) to collect in-the-wild data using both passive sensors and active self-reports. We process raw IMU sensor data comprising 13 channels: accelerometer (X, Y, Z), gyroscope (X, Y, Z), magnetometer (X, Y, Z), and rotation quaternion (X, Y, Z, W) signals. The app continuously recorded motion and orientation data from these sensors at 50 Hz. Participants received hourly notifications at the 55th minute from 7:00 AM to

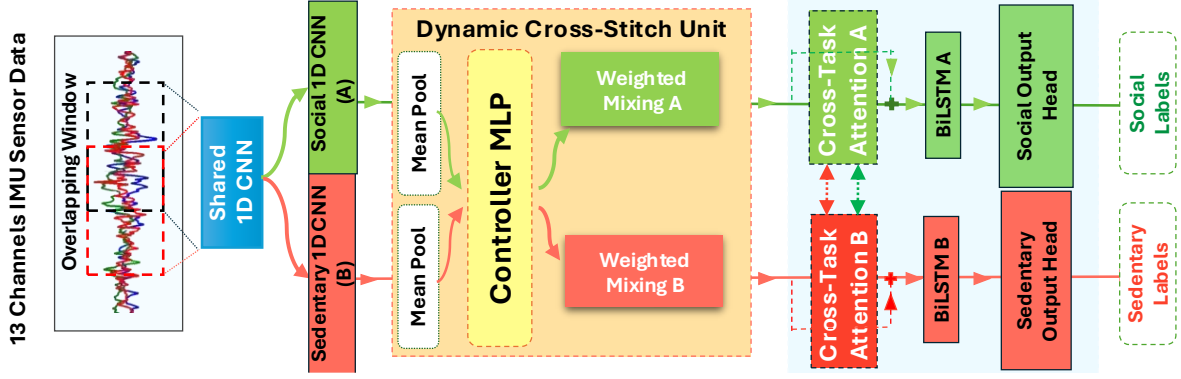


Figure 2: DySTAN architecture for joint classification of sedentary activity and social context. The model processes 13-channel IMU sensor data through shared and task-specific CNN layers, dynamically fuses representations with a cross-stitch unit, applies cross-task attention, and uses bidirectional LSTMs followed by separate output heads for each context.

9:00 PM. When prompted, users first selected their current *sedentary activity* from the following options: **Attending Lecture (AL)**, **Relaxing (R)**, **Studying (S)**, **Eating (E)**, or **Other Activity** (for activities outside these categories). They then reported their *social context*: **Alone (A)**, **With Someone (Engaged in Conversation) [WSEIC]**, or **With Someone (Not Engaged in Conversation) [WSNEIC]**. Each notification remained active for 30 minutes before disappearing if not clicked.

Following institutional ethics approval, participants were recruited via campus email. Sixty students attended a briefing session that outlined the two-week study, explained app usage, and demonstrated notification timing and the app interface. Three students opted out due to privacy concerns, resulting in 57 participants (out of 57 participants, 39 were male and 18 were female, mean age = 20.16 ± 1.92 years). The study collected 67.2 hours of passive sensor and self-report data focused on fine-grained sedentary activity labels and nuanced social context states, with background data collection minimizing user disruption. Refreshments were provided as an incentive.

3.2 Pre-Processing

IMU sensor data were preprocessed to reduce noise and improve signal quality. We explicitly use only raw sensor signals in our analysis [15, 56]. Accelerometer readings were converted to linear acceleration by removing the gravitational component, then filtered sequentially using a 3rd-order Butterworth high-pass filter (0.3 Hz cutoff) [41] and a low-pass filter (20 Hz cutoff) [46] to reduce drift and high-frequency noise. Gyroscope signals were smoothed with a 3rd-order Butterworth low-pass filter at 20 Hz [46], while magnetometer data were denoised using a 2nd-order Chebyshev Type-I low-pass filter with a 0.001 dB passband ripple [1]. Rotation vector signals [14, 18] (quaternions) were used without additional filtering due to their inherent stability reported in prior studies [39]. After preprocessing, we extracted 1-minute IMU segments aligned with each self-reported response, representing the participant’s activity during that period. The original 50 Hz data were downsampled to 40 Hz to balance computational efficiency and accuracy [12]. These segments were further divided into overlapping 2.5-second

windows with 50% overlap [55], a setup shown effective for activity and context recognition.

3.3 Proposed Method

DySTAN (Dynamic Cross-Stitch with Task Attention Network) shown in Figure 2 is a cross-stitch-based architecture with an integrated attention module for multi-task learning. It is designed to jointly classify sedentary activity and social context using smartphone IMU sensors data. Its design allows the model to capture both shared and task-specific temporal features, which is crucial for distinguishing activities with similar sensor signatures while leveraging their underlying commonalities [4, 37, 42, 44, 51]. We process raw IMU sensor data comprising 13 channels for each data window of 100 time steps, capturing rich information on user movement and orientation for classification.

The architecture begins with a shared convolutional feature extractor (1D CNN) consisting of two sequential one-dimensional convolutional layers, each followed by batch normalization and ReLU activation [6, 7, 43]. The first convolutional layer (64 filters, kernel size 7) captures broad temporal dependencies across all sensor channels, while the second layer (64 filters, kernel size 5) further refines these features. By sharing this feature extractor, DySTAN efficiently learns temporal patterns common to both tasks, enhancing both data efficiency and model robustness [16]. To ensure the model captures distinctions unique to each task, DySTAN branches into two task-specific convolutional streams (Sedentary 1D CNN and Social 1D CNN) following the shared layers. Each stream applies a 1D convolution (128 filters, kernel size 3) with batch normalization and ReLU activation. This design enables each task head to specialize its features, allowing the network to focus on subtle patterns that might be overlooked if all representations were shared [24, 37, 48, 51].

A central innovation of DySTAN is the Dynamic Cross-Stitch Unit (DCSU). Unlike traditional cross-stitch networks that use fixed, static mixing weights [37], the DCSU dynamically generates mixing weights conditioned on the input. After the task-specific convolutional layers, each feature map is summarized using average

Table 1: Comparison of single-task and multi-task models for joint sedentary activity and social context recognition. Models include CBG, AROMA, DMTLN, METIER, CS (Cross-Stitch), SN (Sluice Network), and DySTAN. Metrics reported are accuracy and macro-F1 for each task and joint accuracy (mean \pm standard deviation across 5 folds) with best results are bolded.

Model	Sedentary Acc.	Sedentary Macro F1	Social Acc.	Social Macro F1	Joint Acc.
	$\mu \pm \sigma$	$\mu \pm \sigma$	$\mu \pm \sigma$	$\mu \pm \sigma$	$\mu \pm \sigma$
CBG	0.666 \pm 0.007	0.634 \pm 0.005	0.701 \pm 0.012	0.672 \pm 0.010	-
AROMA	0.690 \pm 0.006	0.660 \pm 0.007	0.733 \pm 0.012	0.703 \pm 0.012	0.567 \pm 0.012
DMTLN	0.650 \pm 0.011	0.621 \pm 0.011	0.696 \pm 0.011	0.663 \pm 0.008	0.512 \pm 0.015
METIER	0.683 \pm 0.012	0.647 \pm 0.012	0.718 \pm 0.016	0.685 \pm 0.016	0.548 \pm 0.015
CS	0.668 \pm 0.032	0.641 \pm 0.033	0.679 \pm 0.026	0.655 \pm 0.029	0.512 \pm 0.013
SN	0.798 \pm 0.008	0.770 \pm 0.008	0.824 \pm 0.015	0.798 \pm 0.012	0.700 \pm 0.012
DySTAN (ours)	0.882 \pm 0.003	0.852 \pm 0.004	0.902 \pm 0.003	0.876 \pm 0.003	0.831 \pm 0.005

pooling and fed into a lightweight controller network. This controller consists of a two-layer multilayer perceptron (MLP): the first layer reduces the pooled feature vector to a compact hidden representation, followed by a second layer that outputs per-channel, per-instance adaptive weights, which are then reshaped to form dynamic mixing matrices. These adaptive weights determine in real time how much information should be exchanged between the two tasks. By enabling input-dependent feature sharing [31, 51], the DCSU provides DySTAN with greater flexibility to adapt to diverse sensor contexts and activity patterns, leading to improved performance in complex, real-world classification settings.

Following dynamic fusion, a Cross-Task Attention module is applied. This module uses multi-head attention to let each task focus on important time steps in the feature sequence of the other task [26, 29]. This mechanism enables DySTAN to capture complex, bidirectional dependencies between sedentary activity and social context, which often influence each other in practice. The use of residual connections ensures that the original task features are preserved, while the attention layer enriches them with additional context [11, 21, 25]. To further model temporal dependencies, DySTAN applies bidirectional LSTM layers after the attention blocks for each task. These LSTMs (128 units per direction) process the attended features to capture long-range patterns in both forward and backward directions [27, 54]. Temporal mean-pooling of the bidirectional LSTM outputs yields fixed-length embeddings that summarize the sequence information for each task.

Finally, DySTAN passes the resulting embeddings through task-specific classification heads. Each head consists of a fully connected layer with ReLU activation, followed by a dropout layer (dropout rate 0.4) for regularization, and then outputs the logits for its respective task. The entire network is trained end-to-end using a combined cross-entropy loss for both tasks and optimized with Adam, ensuring balanced updates to both shared and task-specific parameters for robust multi-task classification. Overall, DySTAN’s architecture—combining shared and task-specific convolutions, dynamic cross-stitch fusion, cross-task attention, and bidirectional LSTMs—is carefully designed to capture complex, overlapping, and distinct temporal patterns required for accurate, joint context classification from raw sensor data.

3.4 Baselines

We compare DySTAN against recent state-of-the-art baselines highly relevant to our task. These include single-task CNN-BiLSTM-GRU (CBG) [20], which integrates convolutional, bidirectional LSTM, and gated recurrent layers, and multi-task models such as AROMA [45], DMTLN (Deep Multi-Task Learning Network) [35], and METIER [10]. Additionally, we evaluate advanced architectures like Cross-Stitch Networks (CN) [38] and Sluice Networks (SN) [49] that enable adaptive and dynamic parameter sharing across tasks. All baselines are trained and tested with the same data processing and validation protocols to ensure a fair and rigorous comparison.

3.5 Implementations Details

IMU data were segmented into windows of 2.5 seconds with 50% overlap. All sensor channels were standardized prior to model training, and the labels were appropriately encoded. We employed five-fold stratified cross-validation for evaluation [47]. In each fold, 64% of the data was used for training, 16% for validation (taken as 20% of the training set), and 20% for testing. Models were trained with the Adam optimizer (learning rate = $1e-3$), a batch size of 64, and a maximum of 50 epochs per fold [43]. Cross-entropy loss was used for both tasks, with class weights calculated from the training data to address class imbalance. Model performance was assessed using accuracy, macro-F1 score, silhouette score (measuring cluster separation and cohesion), intra-class distance (how close samples are within the same class), inter-class distance (how far apart different class centers are), and normalized confusion matrices (visualizing class-wise prediction performance) for both sedentary activity and social context tasks.

4 Results And Discussion

DySTAN outperforms (see Table 1) all baselines across every major metric, achieving a mean accuracy of 0.882 ± 0.003 for Sedentary Activity and 0.902 ± 0.003 for Social Context. This represents a relative improvement of 10.5% in Sedentary Activity accuracy and 9.5% in Social Context accuracy compared to the strongest multi-task baseline, Sluice Network (0.798 and 0.824, respectively). Macro F1 scores exhibit similar trends: DySTAN achieves 0.852 ± 0.004 for Sedentary Activity and 0.876 ± 0.003 for Social Context, surpassing all baseline models. The joint accuracy metric, reflecting the

Table 2: Ablation study results for DySTAN and its architectural variants on joint classification of Sedentary Activity and Social Context. Ablations include: NSN (No Shared Network), NB (No BiLSTM), and NA (No Attention). Metrics are accuracy, macro-F1, and joint accuracy (mean \pm standard deviation across 5 folds). Best results per metric are bolded

Model	Sedentary Acc.	Sedentary Macro F1	Social Acc.	Social Macro F1	Joint Acc.
	$\mu \pm \sigma$	$\mu \pm \sigma$	$\mu \pm \sigma$	$\mu \pm \sigma$	$\mu \pm \sigma$
DySTAN	0.882 \pm 0.003	0.852 \pm 0.004	0.902 \pm 0.003	0.876 \pm 0.003	0.831 \pm 0.005
NSN	0.839 \pm 0.004	0.797 \pm 0.005	0.866 \pm 0.001	0.826 \pm 0.002	0.766 \pm 0.004
NB	0.788 \pm 0.003	0.739 \pm 0.005	0.819 \pm 0.001	0.751 \pm 0.003	0.687 \pm 0.003
NA	0.874 \pm 0.001	0.840 \pm 0.003	0.896 \pm 0.001	0.867 \pm 0.001	0.817 \pm 0.003

model’s ability to correctly predict both Sedentary Activity and Social Context simultaneously, further highlights DySTAN’s advantage: DySTAN reaches a joint accuracy of 0.831 \pm 0.005, a 19% increase over Sluice Network (0.700 \pm 0.012). Other multi-task frameworks, such as DMTLN and METIER, yield much lower joint accuracies (0.512 and 0.548), underscoring the additional benefit provided by DySTAN’s dynamic feature-sharing and attention mechanisms.

The single-task CBG baseline performs notably worse than all multi-task frameworks, with only 0.666 \pm 0.007 accuracy on Sedentary Activity and 0.701 \pm 0.012 on Social Context. DySTAN outperforms CBG by 32.5% in Sedentary Activity accuracy and 28.7% in Social Context accuracy, illustrating the clear advantage of multi-task learning and shared representation. Cross-Stitch and Sluice Network models, which use cross-stitch-based parameter sharing, generally surpass conventional multi-task models (AROMA, DMTLN, METIER), but still fall short of DySTAN. Sluice Network, the strongest of these, achieves 0.798 \pm 0.008 (Sedentary Activity), 0.824 \pm 0.015 (Social Context), and 0.700 \pm 0.012 (joint accuracy).

Macro F1 results closely mirror the accuracy metrics, confirming that DySTAN not only achieves high overall accuracy but also maintains balanced performance across all classes, including underrepresented categories. For example, DySTAN’s macro F1 for Sedentary Activity is 10.6% higher than Sluice Network (0.852 \pm 0.004 vs. 0.770 \pm 0.008), and 29.1% higher than the best conventional multi-task baseline, AROMA (0.660 \pm 0.007).

Another important observation is the low standard deviation achieved by DySTAN across all metrics (typically \pm 0.003–0.005), indicating highly consistent performance across cross-validation folds. This stability contrasts with higher variance observed in baselines such as Cross-Stitch (Sedentary Activity accuracy SD = 0.032), highlighting that DySTAN not only achieves superior accuracy but is also more robust and reliable across different participant splits and real-world data variations.

4.1 Ablation Study: Component-Wise Impact in DySTAN

The ablation results in Table 2 highlight the incremental benefit of each architectural component in DySTAN for joint Sedentary Activity and Social Context classification. Removing the shared convolutional layers (“No Shared Network”) results in a drop in all metrics (e.g., Joint Accuracy falls to 0.766 \pm 0.004), emphasizing the importance of learning shared temporal patterns for effective multi-tasking. Omitting bidirectional LSTM layers (“No BiLSTM”) causes

the largest decline (Joint Accuracy: 0.687 \pm 0.003), showing that modeling long-range temporal dependencies is essential for context recognition. Excluding the cross-task attention mechanism (“No Attention”) also degrades joint and macro-F1 scores, confirming that attention-based information sharing improves the model’s ability to leverage task interdependencies.

Across all ablations, the full DySTAN architecture consistently delivers the highest and most stable performance (Sedentary Activity Accuracy: 0.882 \pm 0.003, Social Context Accuracy: 0.902 \pm 0.003, Joint Accuracy: 0.831 \pm 0.005), underscoring that shared convolutions, dynamic cross-stitch fusion, attention, and BiLSTM layers are all critical and complementary for state-of-the-art results in multi-context recognition from sensor data.

4.2 Metric-Based Analysis: Cluster Quality and Class Separability

Figure 3 visualizes three key metrics—Silhouette Score, Intra-Class Distance, and Inter-Class Distance—for all models and ablation variants. DySTAN produces well-separated and compact class clusters in the learned embedding space, as shown by a high silhouette score, low intra-class distance, and high inter-class distance in the figure, resulting in superior feature representation and class discriminability. DySTAN achieves the highest silhouette score and inter-class distance while maintaining one of the lowest intra-class distances for both Sedentary Activity and Social Context tasks. Notably, classic multi-task models (AROMA, DMTLN, METIER) and single-task CBG exhibit lower silhouette scores and higher intra-class distances, suggesting overlapping or dispersed clusters and inferior separation between classes. Models with cross-stitch sharing (CS, SN) improve upon these metrics, but still lag behind DySTAN—especially in inter-class distance, which is critical for robust classification. Among ablation variants, removing shared representation (NSN), attention (NA), or LSTM layers (NB) all degrade the cluster quality, with reductions in silhouette and inter-class distance, as well as increased intra-class spread. These results underscore the importance of each DySTAN component in achieving tight, distinct, and well-structured class clusters.

In summary, DySTAN’s architecture delivers the best trade-off between compactness (intra-class) and separability (inter-class), directly translating to higher classification accuracy and robustness in real-world multi-task context recognition.

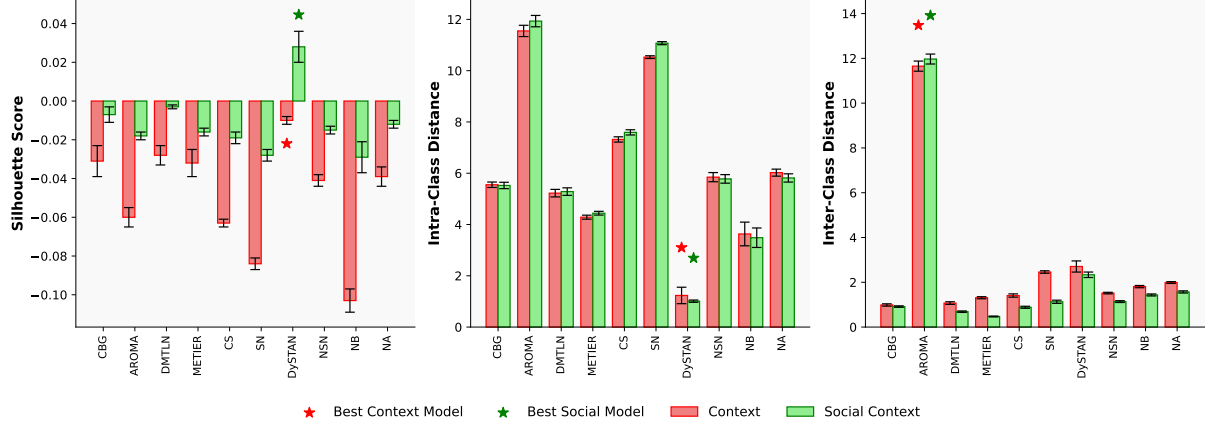


Figure 3: Comparison of Context and Social Context metrics across models. Stars indicate best performing models.

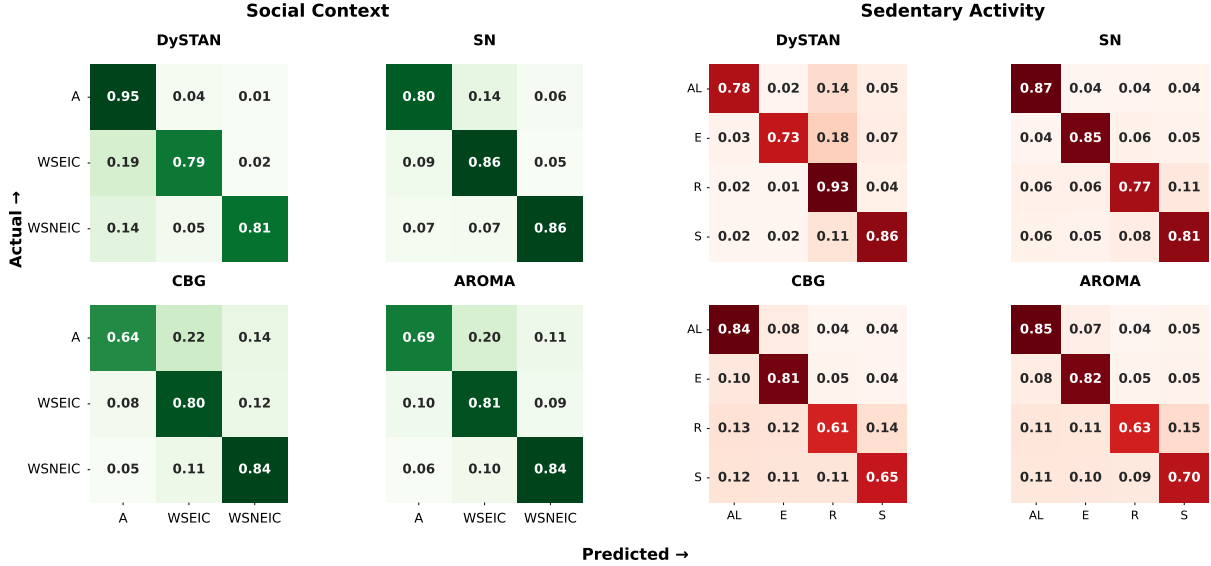


Figure 4: Confusion matrices for Social Context and Sedentary Activity classification are presented for each best model (DySTAN, SN, CBG, AROMA). For Social Context, the classes are Alone (A), With Someone (Engage in Conversation) (WSEIC), and With Someone (Not Engage in Conversation) (WSNEIC). The Sedentary Activity classes include Attending Lectures (AL), Eating (E), Relaxing (R), and Studying (S).

4.3 Model Wise Confusion Matrix Insights

The confusion matrices shown in Fig. 4 demonstrate that DySTAN achieves the highest true positive rates for all classes in both Social Context and Sedentary Activity, with minimal confusion between similar classes. For example, DySTAN correctly classifies the 'Alone' (A) class 95% of the time and 'With Someone (Engaged In Conversation)' [WSEIC] 79% of the time, outperforming Sluice Network (SN), CNN-BiLSTM-GRU (CBG), and AROMA, which all display more off-diagonal errors. For Sedentary Activity, DySTAN also demonstrates strong diagonal dominance, with 'Relaxing' (R) and 'Studying' (S) recognized at 93% and 86% respectively, while 'Attending Lecture' (AL) and 'Eating' (E) are recognized at 78%

and 73%. In contrast, baseline models like CBG and AROMA show more substantial misclassification between activities such as 'Relaxing' and 'Studying'. Overall, DySTAN's confusion matrices indicate more precise, consistent predictions with fewer confusions between closely related contexts, validating its effectiveness for fine-grained context recognition.

5 Conclusion and Limitations

This paper presented DySTAN, a neural model that combines dynamic cross-stitch units and cross-task attention for joint recognition of sedentary activities and social contexts from smartphone

IMU data. Unlike standard Cross-Stitch Networks, DySTAN dynamically adapts feature sharing per instance and leverages cross-task temporal attention, leading to consistently higher accuracy and macro-F1 scores across all classes on student data. Ablation results confirm that these components drive DySTAN's improvements over strong multi-task baselines, demonstrating the value of adaptive feature fusion and task interaction for context recognition in naturalistic settings.

A key limitation of this study is the demographic scope of the dataset, which was drawn exclusively from a university student population. Future work will explore expanding data collection to more diverse populations and settings.

References

- [1] Tamara Al Shloul, Usman Azmat, Suliman A Alsuhbany, Yazeed Yasin Ghadi, Ahmad Jalal, and Jeongmin Park. 2022. Smartphone sensors based physical life-routine for health education. *Intelligent Automation & Soft Computing* 34, 2 (2022), 715–732.
- [2] Muhammad Haseeb Arshad, Muhammad Bilal, and Abdullah Gani. 2022. Human activity recognition: Review, taxonomy and open challenges. *Sensors* 22, 17 (2022), 6463.
- [3] Karim Assi, Lakmal Meegahapola, William Droz, Peter Kun, Amalia De Götzen, Miriam Bidoglia, Sally Stares, George Gaskell, Altangerel Chagnaa, Amarsanaa Ganbold, et al. 2023. Complex daily activities, country-level diversity, and smartphone sensing: A study in denmark, italy, mongolia, paraguay, and uk. In *Proceedings of the 2023 CHI conference on human factors in computing systems*. 1–23.
- [4] Behrooz Azadi, Michael Haslgrübler, Bernhard Anzengruber-Tanase, Georgios Sapidis, and Alois Ferscha. 2024. Robust feature representation using multi-task learning for human activity recognition. *sensors* 24, 2 (2024), 681.
- [5] Lena Babaeer, Michalis Stylianou, Michael Leveritt, and Sjaan Gomersall. 2022. Physical activity, sedentary behavior and educational outcomes in university students: A systematic review. *Journal of American College Health* 70, 7 (2022), 2184–2209.
- [6] Hossam Magdy Balaha and Asmaa El-Sayed Hassan. 2023. Comprehensive machine and deep learning analysis of sensor-based human activity recognition. *Neural Computing and Applications* 35, 17 (2023), 12793–12831.
- [7] Khushboo Banjarey, Satya Prakash Sahu, and Deepak Kumar Dewangan. 2022. Human activity recognition using 1D convolutional neural network. In *Sentimental Analysis and Deep Learning: Proceedings of ICSADL 2021*. Springer, 691–702.
- [8] Emma Bouton-Bessac, Lakmal Meegahapola, and Daniel Gatica-Perez. 2023. Your Day in Your Pocket: Complex Activity Recognition from Smartphone Accelerometers. arXiv:2301.06993 [cs.LG]. <https://arxiv.org/abs/2301.06993>
- [9] Oscar Castro, Jason Bennie, Ineke Vergeer, Gregoire Bosselet, and Stuart JH Biddle. 2018. Correlates of sedentary behaviour in university students: A systematic review. *Preventive medicine* 116 (2018), 194–202.
- [10] Ling Chen, Yi Zhang, and Liangying Peng. 2020. METIER: A Deep Multi-Task Learning Based Activity and User Recognition Model Using Wearable Sensors. *Proc. ACM Interact. Mob. Wearable Ubiquitous Technol.* 4, 1, Article 5 (March 2020), 18 pages. doi:10.1145/3381012
- [11] Zekai Chen, E Jiaze, Xiao Zhang, Hao Sheng, and Xiuzheng Cheng. 2020. Multi-task time series forecasting with shared attention. In *2020 international conference on data mining workshops (ICDMW)*. IEEE, 917–925.
- [12] Federico Cruciani, Anastasios Vafeiadis, Chris Nugent, Ian Cleland, Paul McCullagh, Konstantinos Votis, Dimitrios Giakoumis, Dimitrios Tzovaras, Liming Chen, and Raouf Hamzaoui. 2020. Feature learning for human activity recognition using convolutional neural networks: A case study for inertial measurement unit and audio data. *CCF Transactions on Pervasive Computing and Interaction* 2, 1 (2020), 18–32.
- [13] Muhammad Fahim, Thar Baker, Asad Masood Khattak, Babar Shah, Saiqa Aleem, and Francis Chow. 2018. Context mining of sedentary behaviour for promoting self-awareness using a smartphone. *Sensors* 18, 3 (2018), 874.
- [14] S Gayathri Devi, Ratnala Venkata Siva Harish, N Nalini, KDV Prasad, and N Nagarajan. 2025. Advancing human activity recognition with quaternion-based recurrent neural networks. *Automatika* 66, 3 (2025), 411–430.
- [15] Arman Asgharpoor Golroudbari and Mohammad Hossein Sabour. 2023. Generalizable End-to-End Deep Learning Frameworks for Real-Time Attitude Estimation Using 6DoF Inertial Measurement Units. arXiv:2302.06037 [cs.LG]. <https://arxiv.org/abs/2302.06037>
- [16] Fuqiang Gu, Mu-Huan Chung, Mark Chignell, Shahrokh Valaee, Baoding Zhou, and Xue Liu. 2021. A survey on deep learning for human activity recognition. *ACM Computing Surveys (CSUR)* 54, 8 (2021), 1–34.
- [17] Mostafa Haghi, Arman Ershadi, and Thomas M Deserno. 2023. Recognizing human activity of daily living using a flexible wearable for 3D spine pose tracking. *Sensors* 23, 4 (2023), 2066.
- [18] Zhenyu He, Yulin Sun, and Zhen Zhang. 2024. Human activity recognition based on deep learning regardless of sensor orientation. *Applied Sciences* 14, 9 (2024), 3637.
- [19] Tao Huang, Kefeng Zheng, Shiyuan Li, Yanxiang Yang, Lingxuan Kong, and Ying Zhao. 2022. Screen-based sedentary behaviors but not total sedentary time are associated with anxiety among college students. *Frontiers in Public Health* 10 (2022), 994612.
- [20] Saad Irfan, Nadeem Anjum, Nayyer Masood, Ahmad S. Khattak, and Naeem Ramzan. 2021. A Novel Hybrid Deep Learning Model for Human Activity Recognition Based on Transitional Activities. *Sensors* 21, 24 (2021). doi:10.3390/s21248227
- [21] Brendan Jou and Shih-Fu Chang. 2016. Deep cross residual learning for multitask visual recognition. In *Proceedings of the 24th ACM international conference on Multimedia*. 998–1007.
- [22] Nathan Kammoun, Lakmal Meegahapola, and Daniel Gatica-Perez. 2023. Understanding the Social Context of Eating with Multimodal Smartphone Sensing: The Role of Country Diversity. In *Proceedings of the 25th International Conference on Multimodal Interaction*. 604–612.
- [23] Nathan Kammoun, Lakmal Meegahapola, and Daniel Gatica-Perez. 2023. Understanding the Social Context of Eating with Multimodal Smartphone Sensing: The Role of Country Diversity. In *Proceedings of the 25th International Conference on Multimodal Interaction (Paris, France) (ICMI '23)*. Association for Computing Machinery, New York, NY, USA, 604–612. doi:10.1145/3577190.3614129
- [24] Alex Kendall, Yarin Gal, and Roberto Cipolla. 2018. Multi-task learning using uncertainty to weigh losses for scene geometry and semantics. In *Proceedings of the IEEE conference on computer vision and pattern recognition*. 7482–7491.
- [25] Zanooby N Khan and Jamil Ahmad. 2021. Attention induced multi-head convolutional neural network for human activity recognition. *Applied soft computing* 110 (2021), 107671.
- [26] Elizaveta Kharlova. 2021. Time Series Forecasting using Sequence Models with Attention. (2021).
- [27] Mst Alema Khatun, Mohammad Abu Yousuf, Sabbir Ahmed, Md Zia Uddin, Salem A Alyami, Samer Al-Ashhab, Hanan F Akhdar, Asaduzzaman Khan, Akm Azad, and Mohammad Ali Moni. 2022. Deep CNN-LSTM with self-attention model for human activity recognition using wearable sensor. *IEEE Journal of Translational Engineering in Health and Medicine* 10 (2022), 1–16.
- [28] Eunmi Lee and Yujeong Kim. 2018. Effect of university students' sedentary behavior on stress, anxiety, and depression. *Perspectives in psychiatric care* 55, 2 (2018), 164.
- [29] Shikun Liu, Edward Johns, and Andrew J Davison. 2019. End-to-end multi-task learning with attention. In *Proceedings of the IEEE/CVF conference on computer vision and pattern recognition*. 1871–1880.
- [30] Wei Liu, Xue Li, and Daoli Huang. 2011. A survey on context awareness. In *2011 International Conference on Computer Science and Service System (CSSS)*. IEEE, 144–147.
- [31] Jiaqi Ma, Zhe Zhao, Xinyang Yi, Jilin Chen, Lichan Hong, and Ed H Chi. 2018. Modeling task relationships in multi-task learning with multi-gate mixture-of-experts. In *Proceedings of the 24th ACM SIGKDD international conference on knowledge discovery & data mining*. 1930–1939.
- [32] Aurel Ruben Mäder, Lakmal Meegahapola, and Daniel Gatica-Perez. 2024. Learning About Social Context from Smartphone Data: Generalization Across Countries and Daily Life Moments. In *Proceedings of the 2024 CHI Conference on Human Factors in Computing Systems*. 1–18.
- [33] Aurel Ruben Mäder, Lakmal Meegahapola, and Daniel Gatica-Perez. 2024. Learning About Social Context From Smartphone Data: Generalization Across Countries and Daily Life Moments. In *Proceedings of the 2024 CHI Conference on Human Factors in Computing Systems (Honolulu, HI, USA) (CHI '24)*. Association for Computing Machinery, New York, NY, USA, Article 537, 18 pages. doi:10.1145/3613904.3642444
- [34] Sakorn Mekruksavanich, Wikanda Phaphan, and Anuchit Jitpattanakul. 2025. A Deep Multi-Task Learning Network for Activity Recognition and User Identification Using Smartphone Sensors. *Procedia Computer Science* 256 (2025), 1350–1357.
- [35] Sakorn Mekruksavanich, Wikanda Phaphan, and Anuchit Jitpattanakul. 2025. A Deep Multi-Task Learning Network for Activity Recognition and User Identification Using Smartphone Sensors. *Procedia Computer Science* 256 (2025), 1350–1357. doi:10.1016/j.procs.2025.02.248
- [36] Varun Mishra, Florian Künzler, Jan-Niklas Kramer, Elgar Fleisch, Tobias Kowatsch, and David Kotz. 2021. Detecting receptivity for mHealth interventions in the natural environment. *Proceedings of the ACM on interactive, mobile, wearable and ubiquitous technologies* 5, 2 (2021), 1–24.
- [37] Ishan Misra, Abhinav Shrivastava, Abhinav Gupta, and Martial Hebert. 2016. Cross-stitch networks for multi-task learning. In *Proceedings of the IEEE conference on computer vision and pattern recognition*. 3994–4003.
- [38] Ishan Misra, Abhinav Shrivastava, Abhinav Gupta, and Martial Hebert. 2016. Cross-stitch Networks for Multi-task Learning. arXiv:1604.03539 [cs.CV]. <https://arxiv.org/abs/1604.03539>

- [//arxiv.org/abs/1604.03539](https://arxiv.org/abs/1604.03539)
- [39] Nchouwat Ndumgouo Ibrahim Moubarak, Njutapmvoui Mbah Mohamed Omar, and Vepouyoum Njouokouo Youssef. 2024. Smartphone-sensor-based human activities classification for forensics: a machine learning approach. *Journal of Electrical Systems and Information Technology* 11, 1 (2024), 33.
 - [40] Inbal Nahum-Shani, Shawna N Smith, Bonnie J Spring, Linda M Collins, Katie Witkiewitz, Ambuj Tewari, and Susan A Murphy. 2018. Just-in-time adaptive interventions (JITIs) in mobile health: key components and design principles for ongoing health behavior support. *Annals of behavioral medicine* (2018), 1–17.
 - [41] Otávio Napolí, Dami Duarte, Patrick Alves, Darlinne Hubert Palo Soto, Henrique Evangelista de Oliveira, Anderson Rocha, Levy Boccato, and Edson Borin. 2024. A benchmark for domain adaptation and generalization in smartphone-based human activity recognition. *Scientific Data* 11, 1 (2024), 1192.
 - [42] Muhammad Adeel Nisar, Kimiaki Shirahama, Muhammad Tausif Irshad, Xinyu Huang, and Marcin Grzegorzec. 2023. A Hierarchical Multitask Learning Approach for the Recognition of Activities of Daily Living Using Data from Wearable Sensors. *Sensors* 23, 19 (2023), 8234.
 - [43] Francisco Javier Ordóñez and Daniel Roggen. 2016. Deep convolutional and lstm recurrent neural networks for multimodal wearable activity recognition. *Sensors* 16, 1 (2016), 115.
 - [44] Liangying Peng, Ling Chen, Zhenan Ye, and Yi Zhang. 2018. Aroma: A deep multi-task learning based simple and complex human activity recognition method using wearable sensors. *Proceedings of the ACM on Interactive, Mobile, Wearable and Ubiquitous Technologies* 2, 2 (2018), 1–16.
 - [45] Liangying Peng, Ling Chen, Zhenan Ye, and Yi Zhang. 2018. AROMA: A Deep Multi-Task Learning Based Simple and Complex Human Activity Recognition Method Using Wearable Sensors. *Proc. ACM Interact. Mob. Wearable Ubiquitous Technol.* 2, 2, Article 74 (July 2018), 16 pages. doi:10.1145/3214277
 - [46] Juan C Quiroz, Amit Banerjee, Sergiu M Dascalu, and Sian Lun Lau. 2017. Feature selection for activity recognition from smartphone accelerometer data. *Intelligent Automation & Soft Computing* (2017), 1–9.
 - [47] Jakaria Rabbi, Md Tahmid Hasan Fuad, and Md Abdul Awal. 2021. Human activity analysis and recognition from smartphones using machine learning techniques. *arXiv preprint arXiv:2103.16490* (2021).
 - [48] Sebastian Ruder. 2017. An overview of multi-task learning in deep neural networks. *arXiv preprint arXiv:1706.05098* (2017).
 - [49] Sebastian Ruder, Joachim Bingel, Isabelle Augenstein, and Anders Søgaard. 2018. Latent Multi-task Architecture Learning. *arXiv:1705.08142 [stat.ML]* <https://arxiv.org/abs/1705.08142>
 - [50] Fabio Salice, Marco De Vellis, Alessandro Gwyn Barbieri, Andrea Masciadri, and Sara Comai. 2024. Nonintrusive Monitoring and Detection of Sitting and Lying Persons: A Technological Review. *IEEE Access* (2024).
 - [51] Ozan Sener and Vladlen Koltun. 2018. Multi-task learning as multi-objective optimization. *Advances in neural information processing systems* 31 (2018).
 - [52] Yuqing Shi, Mengyao Shi, Chang Liu, Lu Sui, Ying Zhao, and Xiang Fan. 2023. Associations with physical activity, sedentary behavior, and premenstrual syndrome among Chinese female college students. *BMC Women's Health* 23, 1 (2023), 173.
 - [53] Vikas Kumar Sinha, Kiran Kumar Patro, Paweł Pławiak, and Allam Jaya Prakash. 2021. Smartphone-based human sitting behaviors recognition using inertial sensor. *Sensors* 21, 19 (2021), 6652.
 - [54] Md Ashraf Uddin, Md Alamin Talukder, Muhammad Sajib Uzzaman, Chandan Debnath, Moumita Chanda, Souvik Paul, Md Manowarul Islam, Ansum Khrisat, Ammar Alazab, and Sunil Aryal. 2024. Deep learning-based human activity recognition using CNN, ConvLSTM, and LRCN. *International Journal of Cognitive Computing in Engineering* 5 (2024), 259–268.
 - [55] Gaojing Wang, Qingquan Li, Lei Wang, Wei Wang, Mengqi Wu, and Tao Liu. 2018. Impact of Sliding Window Length in Indoor Human Motion Modes and Pose Pattern Recognition Based on Smartphone Sensors. *Sensors* 18, 6 (2018). doi:10.3390/s18061965
 - [56] Sung-Hyun Yang, Dong-Gwon Baek, and Keshav Thapa. 2022. Semi-Supervised Adversarial Learning Using LSTM for Human Activity Recognition. *Sensors* 22, 13 (2022). doi:10.3390/s22134755

Received 20 February 2007; revised 12 March 2009; accepted 5 June 2009