

High-beta equilibrium in mirror machine with population of fast sloshing ions

Ivan S. Chernoshtanov

Budker Institute of Nuclear Physics SB RAS, 11, akademika Lavrentieva prospect,
Novosibirsk, 630090 Russia

E-mail: I.S.Chernoshtanov@inp.nsk.su

December 1 2025

Abstract.

A method of constructing the high- β (diamagnetic-bubble-like) equilibrium with a population of fast sloshing ions is discussed. Fast ions move along betatron orbits; such ions can arise because of off-axis neutral beam injection. Conservation of the adiabatic invariant $\oint p_r dr$ of these ions is proposed; a simplified expression for the invariant is presented. Numerical examples of equilibrium with sloshing ions are shown and conservation of the invariant is justified by a direct numerical simulation of motion of fast ions even in the case with $\beta \approx 1$.

Keywords: mirror machine, diamagnetic confinement, plasma equilibrium, particle dynamics in electromagnetic fields

1. Introduction

Regimes with an extremely high plasma pressure, which is equal to the pressure of the external magnetic field, are of interest. Besides achieving the maximal thermonuclear power [1], this regime makes it possible to minimize the cyclotron radiation and suppress essentially the longitudinal losses [2]. Potential advantages of the regimes with a high-beta plasma were stimulated numerous efforts to attain such regimes experimentally. It necessary to note the Astron experiment [3], experiments with cusps (see [4] and [5]), and experiments with mirror machines with high-power neutral beam injection (NBI). The first attempt to achieve this regime with $\beta \approx 1$ in a mirror machine with NBI was made in the 2XIIB device in 1979 [6]; it was shown that the plasma pressure was limited because of the anomalous diffusion of the fast ions driven by the ion-cyclotron oscillation and non-axisymmetric geometry of the magnetic field. An experiment with powerful normal NBI in an axisymmetric mirror is now planned in the Compact Axisymmetric Toroid (CAT) device [7, 8]. First successful demonstrations of a formation of configuration with $\beta \approx 1$ in a mirror machine with skew NBI were performed recently in the Norm device [9].

Accumulation of fast ions arising because of NBI should result in the formation of a Field Reversed Configuration (FRC) [10] or so-called diamagnetic bubble configuration [2]. Regions with a weak magnetic field arise in both cases; it may result in non-conservation of the magnetic momentum and chaotic behavior of the fast ions. In an axisymmetric mirror machine, the azimuthal momentum p_θ is conserved and an ion on chaotic trajectory can be confined if the azimuthal component of velocity is large enough and the direction of rotation of the ion coincides with the direction of the cyclotron rotation (so-called co-orbit motion [11]); it is absolute confinement [11, 12]. Moreover, arising of a weak magnetic field region may result in chaotization of the dynamics of the target ions and restrict the lifetime of the target plasma. Of course, chaotization of the dynamics of ions has a negative effect, which restricts the plasma parameters. Rough estimations of the particle and energy lifetimes in axisymmetric configurations with $\beta \approx 1$ are given in [4, 13, 14]. Typically, the assumptions that most ions move chaotically in regimes with $\beta \approx 1$ is used for theoretical description of equilibrium and transport; see, for example [15, 16].

The motion of an ion in this high-beta mirror machine is accompanied by radial oscillations of the ion (due to the reflection from regions with a strong magnetic field, as well as usual cyclotron rotation). When the frequency of these radial oscillations is large enough, the adiabatic invariant $\oint p_r dr$ can be conserved (in a low-beta machine this invariant transforms to the usual magnetic momentum) [18, 19]. Of course, conservation of the invariant is a desirable effect because it can restrict the losses of fast ions. So, the invariant conservation in high-beta magnetically confined plasmas is studied in several theoretical works (see, for example, review [4], where the positive effect of adiabatic invariant conservation is demonstrated, and article [17], where conservation of the invariant in a given magnetic field (the Soloviev solution [20]) is studied in detail).

It is obvious that at $\beta \approx 0$ almost all ions move regularly. So, ions with regular behavior should be present during the transition from the mirror machine with a moderate β to the regime with $\beta \approx 1$. Moreover, it is noted in [14] that ions moving along betatron orbits (those are close to a circle; the ions rotate in the direction which coincides with the cyclotron rotation, for example, see figure 1b in [21]) have a high frequency of radial oscillations (which is close to the ion cyclotron frequency in a vacuum magnetic field), and thus these ions tend to move regularly. The adiabatic invariant for these ions is destroyed later than for other ions. The ions on betatron orbits can arise because of off-axis NBI (as in the described experiments with an NBI-sustained high-beta plasma), and one can expect that the population of fast ions in these experiments can be confined in the adiabatic regime up to $\beta \approx 1$.

In this article we present a method of calculation of axisymmetric equilibriums in a high-beta plasma with a population of adiabatically moving fast ions. These equilibriums can be useful for reconstruction of distribution of plasma pressure and density in experiments, as well as for analysis of magnetohydrodynamic and kinetic instabilities in high-beta plasmas. The article is organized as follows. In the second part, the expression for the adiabatic invariant for ions moving along a betatron orbit is

discussed, and the current generated by the population of these ions is calculated. In the third part, some methods of solving numerically the Grad-Shafranov equation (based on paper [22]) are described. Some numerical examples are given in the fourth part. The results of a numerical simulation of the dynamics of fast ions, which demonstrate that the ions really move regularly in these axisymmetric high-beta configurations, are also shown in the fourth part.

2. Distribution of sloshing ions

The adiabatic invariant can be written in the following form:

$$I_r(\varepsilon, p_\theta, p_z) = \oint p_r dr = 2 \int_{r_{\min}}^{r_{\max}} dr \sqrt{2m\varepsilon - \frac{(p_\theta - e\Psi(r, z)/c)^2}{r^2} - p_z^2},$$

where e and m is the ion charge and mass, respectively; $\Psi(r, z) = \int_0^r r' B_z(r', z) dr'$ is the magnetic flux; $p_\theta = mrv_\theta + (e/c)\Psi$ is the azimuthal momentum (which is a constant of motion in the case of an axisymmetric magnetic field); p_r and p_z is the radial and longitudinal components of the ion momentum, respectively; r_{\min} and r_{\max} are the roots of the integrand.

We will consider ions with a small radial component of velocity later. These ions move along betatron orbits with $r \approx r_\beta$. At a given p_θ and z , the function $(p_\theta - (e/c)\Psi)^2/r^2$ has a minimum at $r = r_\beta$ (namely, $p_\theta - (e/c)\Psi = -mr_\beta^2\Omega(r_\beta)$). The frequency of small radial oscillations of the ions is the betatron frequency $\Omega_\beta = (\Omega\partial_r(r\Omega))^{1/2}$, where $\Omega(r, z) = eB(r, z)/(mc)$ is the local cyclotron frequency of the ions [23]. Assuming $r \approx r_\beta$, one can expand the integrand near r_β :

$$I_r \approx 2m \int_{r_{\min}}^{r_{\max}} dr \sqrt{\frac{2\varepsilon}{m} - \frac{p_z^2}{m^2} - r_\beta^2\Omega^2(r_\beta) - \Omega_\beta^2(r - r_\beta)^2} = \frac{\pi m}{\Omega_\beta} \left(\frac{2\varepsilon}{m} - r_\beta^2\Omega^2(r_\beta) - \frac{p_z^2}{m^2} \right).$$

So, in this approximation, the adiabatic invariant is proportional to the ratio of the square of the radial velocity to the betatron frequency.

It is convenient to modify the expression for the invariant. Namely, let $r_{\beta \min}(p_\theta)$ be the radius of the betatron orbit at the longitudinal coordinate $z = z_{\min}$ where the magnitude of the vacuum magnetic field is minimal. Besides, $\Omega_{\min} = \Omega(r_{\beta \min}, z_{\min})$ and $\Omega_{\beta \min} = \Omega_\beta(r_{\beta \min}, z_{\min})$. We define a new invariant V_z by the relation

$$I_r = \frac{\pi m}{\Omega_\beta} \left(\frac{2\varepsilon}{m} - r_\beta^2\Omega^2(r_\beta) - \frac{p_z^2}{m^2} \right) \equiv \frac{\pi m}{\Omega_{\beta \min}} \left(\frac{2\varepsilon}{m} - r_{\beta \min}^2\Omega_{\min}^2 - V_z^2 \right)$$

so that

$$V_z^2 = \left(\frac{2\varepsilon}{m} - r_{\beta \min}^2\Omega_{\min}^2 \right) - \frac{\Omega_{\beta \min}}{\Omega_\beta} \left(\frac{2\varepsilon}{m} - r_\beta^2\Omega^2 - \frac{p_z^2}{m^2} \right).$$

The invariant V_z is the longitudinal component of the ion velocity at $z = z_{\min}$.

We choose the distribution of the fast ions as the sum of the following model distributions:

$$F_n(\varepsilon, p_\theta, V_z) = \delta \left(\frac{2\varepsilon}{m} - v_0^2 \right) \frac{p_0 \delta(p_\theta + p_0)}{\Gamma(n + 1/2) w_\parallel} \left(\frac{V_z^2}{w_\parallel^2} \right)^n e^{-V_z^2/w_\parallel^2}, \quad (1)$$

where $v_0 > 0$, $p_0 > 0$, and $w_{\parallel} > 0$ are parameters, $n \geq 0$ is an integer, and $\Gamma(x)$ is the gamma function. The parameter p_0 fixes the radius of the betatron orbit of ions $r_{\beta \min}$; the distribution (1) has a peak at $V_z = w_{\parallel} \sqrt{n}$. So, the radial component of the ion velocity is of the order of $(v_0^2 - \Omega_{\min}^2 r_{\beta \min}^2 - w_{\parallel}^2 n)^{1/2}$ and can be made small through a proper choice of the parameter v_0 . The sum of functions (1) allows us to approximate any sufficiently smooth function of V_z .

The concentration of the ions with distribution (1) is

$$n_n(r, z) = \frac{(-1)^n p_0 H(v_0^2 - V_{\theta}^2(r, z))}{\Gamma(n + 1/2) m r w_{\parallel}} \frac{\partial^n}{\partial \alpha^n} \left(e^{-(v_0^2 - r_{\beta \min}^2 \Omega_{\min}^2 - (\Omega_{\beta \min}/\Omega_{\beta})(v_0^2 - r_{\beta \min}^2 \Omega_{\min}^2))\alpha/w_{\parallel}^2} \right. \\ \left. e^{-(\Omega_{\beta \min}/\Omega_{\beta})(v_0^2 - V_{\theta}^2(r, z))\alpha/(2w_{\parallel}^2)} I_0 \left(\alpha \frac{\Omega_{\beta \min} v_0^2 - V_{\theta}^2(r, z)}{2w_{\parallel}^2} \right) \right) \Big|_{\alpha=1},$$

where $V_{\theta}(r, z) = -(p_0 + (e/c)\Psi(r, z))/r$ is the azimuthal component of the velocity of ion with $p_{\theta} = -p_0$ at the point with the coordinates r and z ; $H(x)$ is the Heaviside step function and $I_0(x)$ is the modified Bessel function. The azimuthal component of the current density of these ions is

$$j_n(r, z) = e V_{\theta}(r, z) n_n(r, z). \quad (2)$$

2.1. Spatial distribution of fast ions in vacuum field

To illustrate the properties of distribution (1) let us consider a low-beta plasma. In this case, $\Omega_{\beta} \approx \Omega$, the fast ions move along the field lines: $r_{\beta} \approx r_{\beta \min} \sqrt{\Omega_{\min}/\Omega}$. The longitudinal component of velocity v_{\parallel} depends on z as $v_z^2 = V_{\parallel}^2 - (\Omega/\Omega_{\min} - 1)r_{\min}^2 \Omega_{\min}^2$ for an ion with the azimuthal momentum $p_{\theta} = -mr_{\min}^2 \Omega_{\min} + (e/c)\Psi(r_{\min}, z_{\min})$ (the azimuthal component of velocity at $z = z_{\min}$ is $-r_{\min} \Omega_{\min}$), the energy $\varepsilon = m(V_{\parallel}^2 + r_{\min}^2 \Omega_{\min}^2)/2$ and the invariant V_{\parallel} . The spatial distribution of the density of ions with similar p_{θ} , ε , and V_{\parallel} can be found from the condition of conservation of particle flow $nv_{\parallel} r_{\beta} \delta r = \text{const}$ (here $\delta r \sim \Omega^{1/2}$ is the radial width of the distribution):

$$n(r, z) \approx n_0 \frac{V_{\parallel} r_{\beta \min} \delta(r - r_{\beta})}{\sqrt{V_{\parallel}^2 + (1 - \Omega/\Omega_{\min}) r_{\beta \min}^2 \Omega_{\min}^2}}. \quad (3)$$

The density has a singularity at the turning points, where $\Omega/\Omega_{\min} = (2\varepsilon/m)/(r_{\min}^2 \Omega_{\min}^2)$ and $v_z = 0$.

In section 4 we consider fast ions with a similar p_{θ} and a distribution independent on V_{\parallel} at $0 \leq |V_{\parallel}| \leq V_{\max}$. To find the spatial distribution of the density and azimuthal current of these ions in this vacuum field, we integrate distribution (3) over V_{\parallel} :

$$n(r, z) \approx n_0 r_{\beta \min} \delta(r - r_{\beta}) \sqrt{V_{\max}^2 + \left(1 - \frac{\Omega}{\Omega_{\min}}\right) r_{\beta \min}^2 \Omega_{\min}^2}, \quad j_{\theta}(r, z) \approx -e r_{\beta} \Omega n(r, z).$$

The density monotonically decreases from z_{\min} to the mirrors and the azimuthal current has a maximum at $z \neq z_{\min}$ if $V_{\max} > r_{\beta \min} \Omega_{\min}$.

3. Numerical scheme

Let's consider an equilibrium of plasma with a population of fast sloshing ions. The plasma is surrounded by a cylindrical vacuum chamber with radius r_w ; the distance between the magnetic mirrors is L ; the vacuum magnetic field has the minimum B_{\min} at $z = z_{\min}$. We neglect the currents and electric fields generated by the target plasma. To find an equilibrium one should solve the Grad-Shafranov equation

$$\Delta^* \Psi = r \frac{\partial}{\partial r} \frac{1}{r} \frac{\partial \Psi}{\partial r} + \frac{\partial^2 \Psi}{\partial z^2} = \frac{4\pi}{c} r j_\theta. \quad (4)$$

To solve numerically this equation we use a modification of the method described in [22]. Namely, the equation can be rewritten in the form of an integral equation:

$$\Psi_p(r, z) = \frac{4\pi}{c} \int G(r, r', z - z') j_\theta(r', \Psi_p(r', z') + \Psi_v(r', z')) dr' dz',$$

where Ψ_p is the flux generated by the fast ions, Ψ_v is the flux of the vacuum magnetic field (and thus $\Delta^* \Psi_v = 0$), and $G(r, r', z)$ is Green's function for equation (4), which satisfies the equation $\Delta^* G = r' \delta(r - r') \delta(z)$. Physically, Green's function is the flux generated by a thin circular coil with radius r' . We neglect the current flowing over the vacuum chamber surrounding the plasma and assume that the system is periodical in z with a period L . In this case, Green's function can be expressed through complete elliptic integrals of the first and the second kinds $K(\xi)$ and $E(\xi)$:

$$G(r, r', z) = \sum_n \sqrt{\frac{4rr'}{\xi_n}} \frac{2E(\xi_n) + (\xi_n - 2)K(\xi_n)}{4\pi}, \quad \xi_n = \frac{4rr'}{(r + r')^2 + (z + nL)^2}.$$

Let's introduce a rectangular grid along r and z ; $r_i = \Delta r(i - 1)$ and $z_j = -L + \Delta z(j - 1)$ for $1 \leq i \leq n_r$ and $1 \leq j \leq n_z$, where $\Delta r = r_w/(n_r - 1)$ and $\Delta z = 2L/(n_z - 1)$. We solve integral equation (5) by iterations:

$$\Psi_{i,j}^{(n)} = (1 - \alpha) \Psi_{i,j}^{(n-1)} + \alpha \frac{4\pi}{c} \frac{J_\theta}{J^{(n-1)}} \sum_{k=1}^{n_r} \sum_{l=1}^{n_z} G_{i,k,j-l+1} j_\theta \left(r'_k, \Psi_{k,l}^{(n-1)} + \Psi_v(r'_k, z'_l) \right) \Delta r \Delta z,$$

where $\Psi_{i,j} = \Psi_p(r_i, z_j)$, $G_{i,k,j} = G(r_i, r'_k, z_j)$, $J_\theta > 0$ is the full azimuthal current of the sloshing ions through the semi-plane r, z ,

$$J^{(n)} = \sum_{k=1}^{n_r} \sum_{l=1}^{n_z} j_\theta \left(r'_k, \Psi_{k,l}^{(n)} + \Psi_v(r'_k, z'_l) \right) \Delta r \Delta z,$$

the parameter $0 < \alpha \leq 1$ is used to stabilize numerical instabilities (typically we choose $\alpha = 0.1 \div 0.2$), and the zero approximation is $\Psi_{i,j}^{(0)} = \Psi_v(r_i, z_j)$.

Green's function has a singularity at $r = r'$ and $z = z'$. To avoid this singularity, we integrate Green's function near the node at $i = k$ and $j = 1$ and thus

$$G_{i,i,1} = -\log \left(\frac{\Delta r^2 + \Delta z^2}{(16r_i)^2} \right) - \frac{\Delta z}{\Delta r} \arctan \left(\frac{\Delta r}{\Delta z} \right) - \frac{\Delta r}{\Delta z} \arctan \left(\frac{\Delta z}{\Delta r} \right).$$

The impact parameter $r_{\beta \min}$ is chosen equal for all sloshing ions (and therefore the parameter $p_0 = -mr_{\beta \min}^2 \Omega_{\min}$ is equal for the ions). The sum of distribution functions (1) with the same w_{\parallel} and different n and $v_0 = (r_{\beta \min}^2 \Omega_{\min}^2 + w_{\parallel}^2 n)^{1/2}$ is used for modeling the distribution function of the sloshing ions.

4. Numerical example

To illustrate the main properties of a high- β axisymmetric equilibrium with sloshing ions, we present the results of a numerical solution to Grad-Shafranov equation (4). The magnetic system is a set of coaxial coils with radius of 52.5 cm; the distance between the coils is $L = 200$ cm; the current in each coil is 700 kA. These coils generate a corrugated magnetic field with magnitude at the center $B_v = 2$ kGs and mirror ratio of 4. The distribution of the fast ions f_i is the sum of functions (1): $f_i(\varepsilon, p_\theta, V_\parallel) = \sum_{n=0}^{n_{\max}} c_n F_n(\varepsilon, p_\theta, V_\parallel; v_n, p_*, w_\parallel)$ with $p_* = mr_*^2 \Omega_{\min} - (e/c)\Psi(r_*, z_{\min})$ (so, $r_{\beta \min} = r_*$); $v_n = (r_*^2 \Omega_{\min}^2 + nw_\parallel^2)^{1/2}$; $r_* = 10$ cm (so, the plasma radius is equal to 10 cm); and $w_\parallel/\Omega_v = 2$ cm. The coefficients are as follows: either $c_{2n} = \Gamma(2n + 1/2)/\Gamma(2n + 1)$ and $c_{2n+1} = 0$ at $n > 0$ and $c_0 = \sqrt{\pi}/2$ (in this case the distribution weakly depends on V_\parallel if $|V_\parallel| < w_\parallel \sqrt{n_{\max}}$; we will name this distribution flat) or $c_{2n} = \Gamma(2n + 1/2)2n/\Gamma(2n + 1)$ and $c_{2n+1} = 0$ at $n > 0$ and $c_0 = \sqrt{\pi}/2$ (in this case the distribution is peaked near $V_\parallel = w_\parallel \sqrt{n_{\max}}$; we will name it a peaked distribution).

4.1. Structure of magnetic field

The profiles of the magnetic field on the axis at different J_θ are shown in figure 1. The sloshing ions spend a lot of time in the vicinity of the turning points, where $v_z \approx 0$. It results in a concentration of the azimuthal current generated by the fast ions in the vicinity of the turning points and smoothing of the profile of the magnetic field between the turning points at high β . A peaking of the sloshing ions can result in field reversing near the turning points, but this effect seems to be nonphysical because of the destruction of the adiabatic invariant of fast ions in configurations with the reversed field (see below).

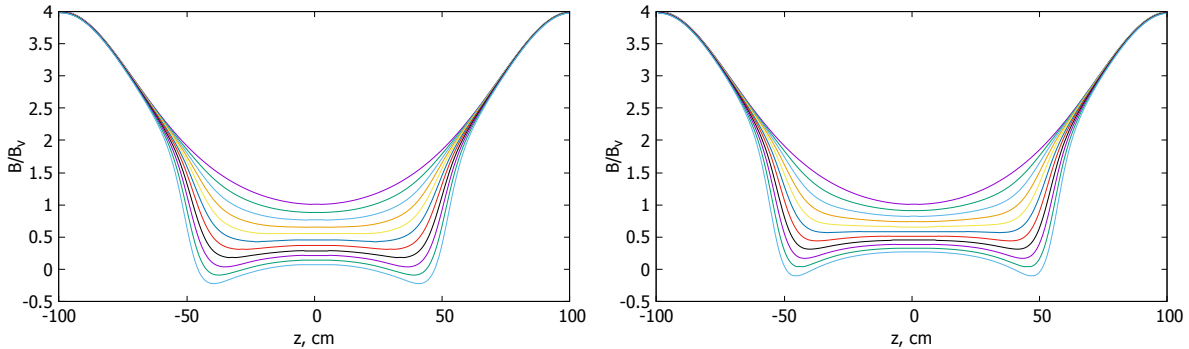


Figure 1. Examples of longitudinal distribution of magnitude of magnetic field at axis. Flat (left) and peaked (right) distributions with $n_{\max} = 25$. Full azimuthal current J_θ varies from zero to 270 kA with step of 24.5 kA.

An example of magnetic field lines is shown in figure 3. An important difference between the high- β configuration with sloshing ions and the FRCs is the absence

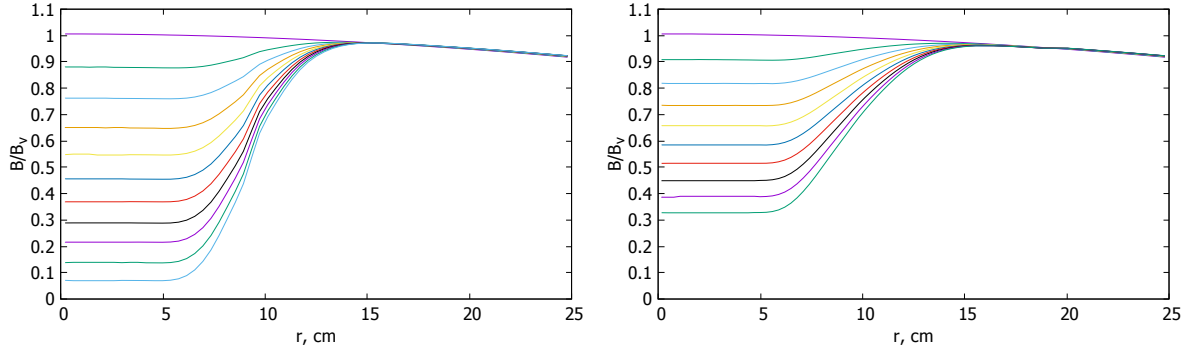


Figure 2. Examples of radial distribution of z -component of magnetic field at $z = 0$ for flat (left) and peaked (right) distributions. Parameters are the same as in figure 1.

of strongly inclined field lines in regions with high and moderate magnitudes of the magnetic field. The magnetic field generated by fast ions in vicinity of the turning points is the same as the field of a long solenoid with radius equal to the plasma radius. So, behind the turning points, the magnetic field rises from zero to the magnitude of the vacuum field in a distance approximately equal to the plasma radius, and the slope of the field lines does not exceed 45° . Therefore, the magnetic field varies smoothly, which allows the adiabatic invariant to be conserved.

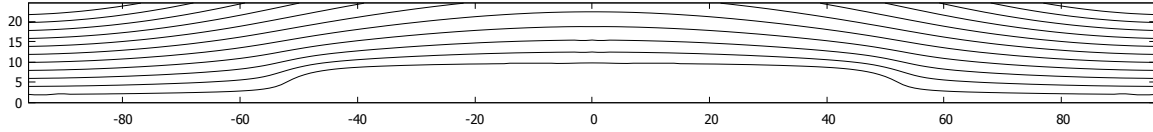


Figure 3. Examples of field lines in case of flat distribution with $n_{\max} = 25$ and $J_\theta = 270$ kA.

4.2. Uniqueness of equilibrium

The Grad-Shafranov equation is non-linear, and thus it can have several solutions. It means that in principle different equilibria can exist at the same distribution functions of fast ions and parameter J_θ (it should be noted that transitions between different high-beta equilibria are described in [24]). To verify this assumption we compare the results of numerical solutions with different zero approximations $\Psi_{i,j}^{(0)}$: the vacuum magnetic flux and the magnetic flux for an equilibrium with the full azimuthal current $J_\theta = 1.65$ MA. The dependence of the magnetic field magnitude at $r = 0$ and $z = z_{\min}$ is shown in figure 4; there are no differences between the solutions. This indicates that the equilibrium is uniquely determined by the distribution function and full azimuthal current.

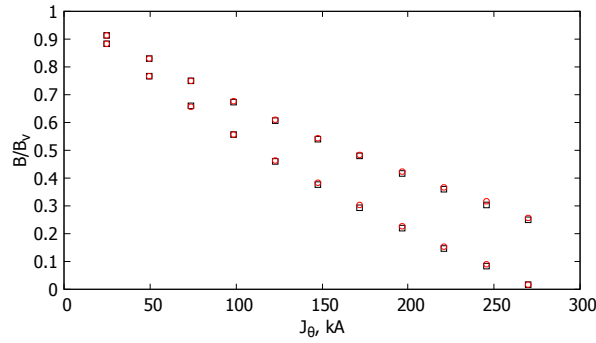


Figure 4. Dependence of magnetic field magnitude in center in case of flat (upper points) and peaked (lower points) distributions. Zero approximation: vacuum flux (squares) and magnetic field for $J_\theta = 270$ kA (circles).

4.3. Conservation of adiabatic invariant

The described high-beta equilibria exist only if the adiabatic invariant is conserved for most fast ions. This can be expected from general considerations: in an axisymmetric field the invariant can be conserved if the frequency of the radial oscillations (the betatron frequency) is large enough in comparison with v_\parallel/l , where v_\parallel and l are the characteristic values of the longitudinal component of the velocity and the longitudinal scale of magnetic field, respectively. However, the magnetic field changes most sharply in the vicinity of the turning points (where l is of the order of the plasma radius r_*), where the longitudinal velocity of ions v_\parallel is small. Moreover, ions with a large betatron radius and a small radial velocity spend a significant amount of time in the region with a moderate magnitude of the magnetic field; so, the betatron frequency of these ions (which is of the order of the cyclotron frequency in the vacuum field) is large enough in comparison with v_\parallel/r_* . So, the invariant is expected to be conserved for most of the fast ions, but this should be verified numerically.

For the verification, a direct numerical simulation of the ion motion and a construction of Poincaré mappings were performed. For approximation of the magnetic flux and their derivatives, a special approximation (see Appendix) is used.

Typical Poincaré mappings are shown in figure 5. The mappings show the dependence of the longitudinal component of ions on the radial coordinate at the moments when the ions intersect the plane $z = z_{n_z/2}$; all ions start from $r = 10$ cm with a similar kinetic energy and azimuthal momentum. If the kinetic energy of the ion does not exceed $m(r_*^2\Omega_{\min}^2 + n_{\max}w_\parallel^2)/2$ (this energy is approximately equal to the maximum energy of ions in the distribution of the sloshing ions) and the longitudinal component of ion velocity is large enough, then trajectory of the fast ion are regular (see figure 5). Only resonances between the longitudinal and radial motions are observed; these resonances are surrounded by thin stochastic layers. If the energy of a fast ion is too large, then ions with the largest longitudinal velocity move chaotically. One can conclude that almost all fast ions, which generate azimuthal current, move regularly

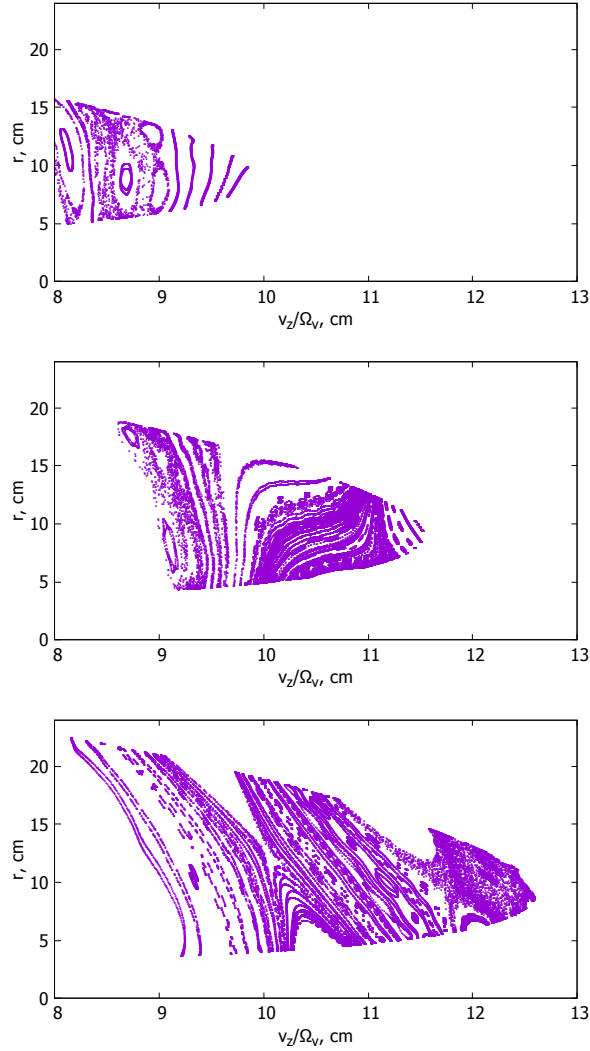


Figure 5. Examples of Poincaré mapping for ions with azimuthal momentum $p_\theta/(m\Omega_v) = -39 \text{ cm}^2$ and kinetic energy $\sqrt{2\varepsilon/(m\Omega_v^2)} = 11 \text{ cm}$ (upper), $\sqrt{2\varepsilon/(m\Omega_v^2)} = 12.5 \text{ cm}$ (middle) and $\sqrt{2\varepsilon/(m\Omega_v^2)} = 13.5$ (down). Magnetic field are the same as in figure 3.

even if magnetic field on the axis is near zero.

5. Conclusion

The fast ions arising because of off-axis NBI can be confined in the adiabatic regime even if $\beta \approx 1$ because of the following features of these orbits: the ions move predominantly in the region with a moderate magnetic field and the frequency of the radial oscillations of these ions is relatively high. The conservation of the invariant can influence the equilibrium (for example, sloshing ions tend to cluster in the vicinity of the turning points) and thus the stability and transport of matter and energy in the high-beta plasma.

A population of sloshing ions can influence the plasma stability different ways. On the one hand, such population can provoke excitation of different kinetic instabilities, such as the axisymmetric Global acoustic mode [25], analogs of the Alfvén instability with the azimuthal wavenumber $m = -1$ (see, for example, [26]), etc. (isotropization of the distribution function of fast ions due to the destruction of the adiabatic invariant and chaotic motion is in turn to stabilize these instabilities). On the other hand, concentration of sloshing ions in the vicinity of turning points makes conducting stabilizers (of course located near the turning points) more effective. Clarifying these question requires further consideration.

The numerical solution of the Grad-Shafranov equation and the simulation of the fast ions collisionless dynamics have been performed at the computing cluster of the BINP SB RAS (Novosibirsk, Russia).

Appendix. Approximation of magnetic flux

To explicitly take into account the flow behavior in the axis vicinity we use the following approximation:

$$\Psi(r, z) = r^2 \sum_{j=1}^{n_r} \sum_{k=1}^{n_z} \frac{\Psi_{j,k}}{r_j^2} \left(W_n \left(\frac{r}{\Delta r} - j + 1 \right) + \delta_{j,1} W_n \left(\frac{r}{\Delta r} + 1 \right) \right) W_n \left(\frac{z - L/2}{\Delta z} - k + 1 \right),$$

where

$$W_n(x) = \frac{1}{(n-1)!} \sum_{k=1}^{\lfloor (n+3)/2 \rfloor} (-1)^k C_n^k H \left(\frac{n}{2} - k - |x| \right) \left(\frac{n}{2} - k - |x| \right)^{n-1}.$$

We use the three-point approximation with $n = 4$. In this case, the first derivatives of the flux (through which the magnetic field components are expressed) have continuous derivatives. The accuracy of the approximation is controlled by comparison of the z -component of the magnetic field at the points where ions intersect the plane $z = z_{nz}/2$ and the values of the difference derivative of the flux $2(\Psi_{i+1, nz/2} - \Psi_{i, nz/2}) / ((r_{i+1} + r_i) \Delta r)$ at the points $r = (r_{i+1} + r_i)/2$ (see figure 6).

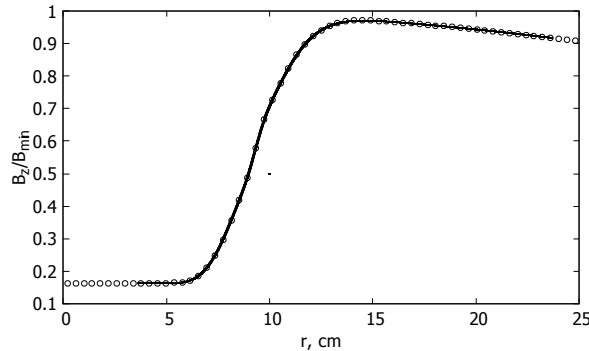


Figure 6. Examples of z -component of magnetic field at points where ions intersect plane $z = z_{nz}/2$ (points) and difference derivative of flux at points $(r_{i+1} + r_i)/2$ (circles).

- [1] *G.I. Budker*. Fizika Plazmy i Problema Upravlyaemykh Termoyadernykh Reaktsii Vol. 3 (Pod red. M A Leontovicha) (M.: Izd-vo AN SSSR, 1958) p. 3; Per. na angl. yaz., G.I. Budker Plasma Physics And The Problem Of Controlled Thermonuclear Reactions Vol. 3 (Ed. M. A. Leontovich) (New York: Pergamon Press, 1959) p. 3
- [2] *A.D. Beklemishev*. Diamagnetic "bubble" equilibria in linear traps. Physics of Plasmas **23**, 082506 (2016). <https://doi.org/10.1063/1.4960129>
- [3] *Briggs, R.J., Hester R. E., Porter G. D., Sherwood W.A., Spoerlein R., Stallard B.W., Taska J., Weiss P.B.* ASTRON Program Final Report, Lawrence Livermore Laboratory Report UCRL-51874 (1975).
- [4] *M. G. Haines*. Plasma containment in cusp-shaped magnetic fields. **17**, 811 (1977). <https://doi.org/10.1088/0029-5515/17/4/015>
- [5] *M. S. Ioffe, B. I. Kanaev, V. V. Pterskii, and E. E. Yushmanov*, Sov. J. Plasma Phys **10**, 261 (1984).
- [6] *W. C. Turner, J. F. Clauser, F. H. Coensgen, D. L. Correll, W. F. Cummins, R. P. Freis, R. K. Goodman, A. L. Hunt, T. B. Kaiser, G. M. Melin, W. E. Nexsen, T. C. Simonen, and B. W. Stallard*. Field-reversal experiments in a neutral-beam-injected mirror machine. Nuclear Fusion, **19**, 1011 (1989). <https://doi.org/10.1088/0029-5515/19/8/002>
- [7] *P. A. Bagryansky, T. D. Akhmetov, I. S. Chernoshtanov, P. P. Deichuli, A. A. Ivanov, A. A. Lizunov, V. V. Maximov, V. V. Mishagin, S. V. Murakhtin, E. I. Pinzhenin, V. V. Pikhodko, A. V. Sorokin, and V. V. Oreshonok*. Status of the experiment on magnetic field reversal at BINP. AIP Conference Proceedings. **1771**, 030015 (2016). <https://doi.org/10.1063/1.4964171>
- [8] *V. I. Davydenko, P. P. Deichuli, A. A. Ivanov and S. V. Murakhtin*. Neutral Beam Injection System for the CAT Experiment. Plasma and Fusion Research: Regular Articles Volume 14, 2402024 (2019). <https://doi.org/10.1585/pfr.14.2402024>
- [9] *T. Roche et. al.* Generation of field-reversed configurations via neutral beam injection. Nature Communications, **16**, 3487 (2025)
- [10] *L. C. Steinhauer*. Review of field-reversed configurations. Physics of Plasmas, **18**, 070501 (2011). <https://doi.org/10.1063/1.3613680>
- [11] *A. I. Morozov and V. V. Savel'ev*. On Galateas - magnetic traps with plasma-embedded conductors. Phys.-Usp. **41**, 1049 (1998). <https://doi.org/10.1070/PU1998v041n11ABEH000501>
- [12] *L.S. Soloviev*. Geometry of magnetic field, in *Reviews of Plasma Physics*, Vol. 2, edited by M.A. Leontovich (Consultants Bureau, New York, 1968) p. 3, translated from Russian: Voprosy Teorii Plasmy (Atomizdat, Moscow, 1963)
- [13] *M. Y. Hsiao and G. H. Miley* Velocity-space particle loss in field-reversed configurations. Physics of Fluids, **28**, 1440 (1985). <https://doi.org/10.1063/1.864978>
- [14] *I. S. Chernoshtanov*. Collisionless Particle Dynamics in Diamagnetic Trap. Plasma Physics Reports, **48**, 2, 79-90 (2022). <https://doi.org/10.1134/S1063780X22020052>
- [15] *L. C. Steinhauer*. Hybrid equilibria of field-reversed configurations. Physics of Plasmas **18**, 112509 (2011). <https://doi.org/10.1063/1.3660674>
- [16] *M. S. Khristo and A. D. Beklemishev*. Plasma equilibrium in diamagnetic trap with neutral beam injection. Journal of Plasma Physics, Volume 91 , Issue 1 , February 2025 , E3, <https://doi.org/10.1017/S0022377824001417>
- [17] *J. Egedal et. al.* Theory of ion dynamics and heating by magnetic pumping in FRC plasma. Physics of Plasmas, **25**, 072510 (2018). <https://doi.org/10.1063/1.5041749>
- [18] *O.B. Firsov*. Fizika Plazmy i Problema Upravlyaemykh Termoyadernykh Reaktsii Vol. 3 (Pod red. M A Leontovicha) (M.: Izd-vo AN SSSR, 1958) p. 3; Per. na angl. yaz., O.B. Firsov Plasma Physics And The Problem Of Controlled Thermonuclear Reactions Vol. 3 (Ed. M. A. Leontovich) (New York: Pergamon Press, 1959) p. 259
- [19] *Yu. A. Tsidulko*. Adiabatic model of field reversal by fast ions in an axisymmetric open trap. Plasma Physics Reports, **42**, 559-565 (2016). <https://doi.org/10.1134/S1063780X16060088>
- [20] *L.S. Soloviev*. Review of Plasma Physics **6**, 239 (1976)

- [21] *N. Rostoker and A. Qerushi.* Equilibrium of field reversed configurations with rotation. I. One space dimension and one type of ion. *Phys. Plasmas.* **9**, 3057 (2002). <https://doi.org/10.1063/1.1475683>
- [22] *A. Qerushi and N. Rostoker.* Equilibrium of field reversed configurations with rotation. III. Two space dimensions and one type of ion. *Phys. Plasmas.* **9**, 5001 (2002); <https://doi.org/10.1063/1.1517294>
- [23] *H. Vernon Wong, H. L. Berk, R. V. Lovelace, and N. Rostoker.* Stability of annular equilibrium of energetic large orbit ion beam. *Physics of Fluids B: Plasma Physics.* **3**, 2973 (1991). <https://doi.org/10.1063/1.859931>
- [24] *I. A. Kotelnikov, P. A. Bagryansky, V. V. Prikhodko.* Formation of a magnetic hole above the mirror-instability threshold in a plasma with sloshing ions. *Physical Review E.* **81**, 067402 (2010). <https://doi.org/10.1103/PhysRevE.81.067402>
- [25] *D. I. Skovorodin, K.V. Zaytsev, A. D. Beklemishev.* Global sound modes in mirror traps with anisotropic pressure. *Physics of Plasmas* **20**, 102123 (2013).
- [26] *T. A. Casper and G. R. Smith.* Observation of Alfvén ion cyclotron fluctuations in the end-cell plasma in the Tandem Mirror Experiment. *Phys. Rev. Lett.* **48**, 15, 1015 (1982), <https://doi.org/10.1103/PhysRevLett.48.1015>