
The effect of Coulomb interactions on relic neutrino detection via beta decaying impurities in (semi)metals

Karel van der Marck^{1,2*} and Vadim Cheianov^{1†}

¹ Instituut-Lorentz, Universiteit Leiden, Niels Bohrweg 2, 2333 CA Leiden, The Netherlands

² Institute for Theoretical Physics, Universiteit van Amsterdam, Science Park 904, 1090 GL, The Netherlands

★ karel.vandermarck@ziggo.nl, † cheianov@lorentz.leidenuniv.nl

Abstract

Measuring the electron neutrino mass is a long-standing objective and requires a high energy resolution of certain β -decay experiments, as well as a visible cosmic neutrino background ($C\nu B$) spectrum. Many quantum mechanical and chemical effects could potentially impair the required resolution/visibility, e.g., the Coulomb interactions between the electrons in the β -decaying impurity and in the solid-state environment. We analyze the effect when hybridization is suppressed completely using a dielectric spacer, and also when hybridization is present up to the lowest nontrivial order in perturbation theory.

Contents

1	Introduction	2
2	Problem Setting	3
3	Classical E&M Approach	4
3.1	Energy Potential	4
3.2	Parameter Space for Stability	5
4	Turning on the Hybridization	7
4.1	Fermionic Model	7
4.2	Bosonization	9
4.3	X-ray Edge Singularity in the Spectral Function	10
5	Conclusion and outlook	15
A	Artificial Time Ordering	16
	References	16

1 Introduction

The discovery of neutrino oscillations is a milestone in particle physics, as it conclusively demonstrates that neutrinos are massive particles. This result follows from several experiments by the Super-Kamiokande collaboration [1] together with the findings from the group at the Sudbury Neutrino Observatory [2]. The leaders of these groups, T. Kajita and A. McDonald, respectively, were awarded the Nobel Prize in Physics in 2015 for their contributions to the aforementioned experiments.

Oscillation experiments gave access to the relative values of the three mass eigenstates of neutrinos. An ambitious next goal would be to measure the absolute masses. A first proposal to realize this objective dates back to a 1962 paper in which S. Weinberg suggested that the mass of an electron neutrino can be determined by investigating the incoming and outgoing energies of β -decay [3]. Either an electron antineutrino is an outgoing particle, or an electron neutrino is an incoming particle:

$${}^A_ZX \rightarrow {}^A_{Z+1}X + e + \bar{\nu}_e, \quad (1a)$$

$${}^A_ZX + \nu_e \rightarrow {}^A_{Z+1}X + e. \quad (1b)$$

The equations above lead to two disconnected regions of the β -spectrum separated by $2m_{\nu_e}c^2$, exactly twice the mass of the electron neutrino, see Fig. 1 [4]. Reaction 1a can take place spontaneously, whereas we need a neutrino source to realize stimulated emission, channel 1b. In Weinberg's proposal, this would be the cosmic neutrino background ($C\nu B$). Unlike the cosmic microwave background (CMB), which separated from matter $\sim 380\,000$ years after the Big Bang, the $C\nu B$ decoupled much earlier: it was produced within the first second after the Big Bang. On this account, the $C\nu B$ can help us better understand the recombination age, and can therefore be studied for various purposes [5].

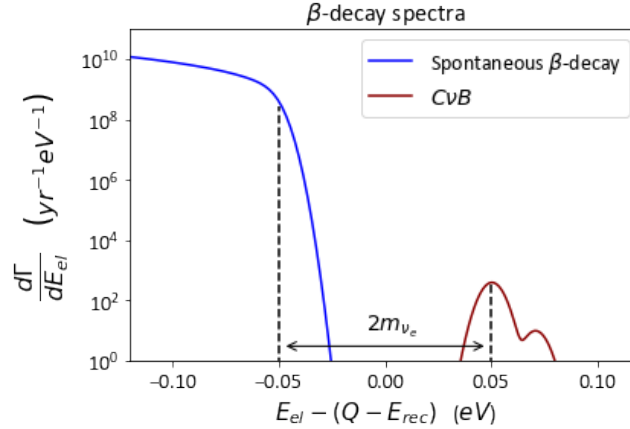


Figure 1: The spontaneous β -decay has a continuous spectrum, for the electron's energy is measured and the energy in channel 1a can be distributed among the kinetic energy of the electron and the kinetic energy of the electron antineutrino. In channel 1b, however, the $C\nu B$ is captured and all energy is transformed into the motion of the electron, making the spectrum peaked around the neutrino masses. To make this plot, we have assumed that $m_{\nu_e} = 0.05$ eV.

The upper bound of the electron neutrino mass limits the possibilities for experimental implementations of Weinberg's idea quite substantially, since the lower the electron neutrino mass, the higher the required energy resolution [6, 7]. Although the estimated resolution is within reach of current technologies [8], several detectable events per year are required for

practical purposes. This requirement, combined with the weak coupling between matter and neutrinos, rules out designs with gaseous Tritium as a β -emitter [4, 9].

For this reason, we narrow our search to solid-state designs such as the one proposed by the PTOLEMY collaboration [8]. A bundle of graphene layers is prepared such that a β -decaying isotope can be deposited on top. Due to the zero-point motion of the decayer, we need it not to be Tritium, but a heavier isotope, e.g., ^{171}Tm or ^{63}Ni [4, 10, 11]. In terms of mitigating the effect of the zero-point motion, the most viable candidate would be Thulium.

Besides the zero-point motion, the Coulomb interactions between the impurity electron and the environment might affect the visibility of the $C\nu B$ -spectrum. If the daughter ion has a finite lifetime, then the β -spectrum will obscure the $C\nu B$ -signal due to the Lorentzian broadening [12]. One way to circumvent this effect, is to ensure that the daughter ion be stable against the capture of an electron from the solid-state environment. Such an approach requires some fine electro-chemical tuning as discussed in Section 3 of this paper.

In an alternative scenario, both daughter and mother isotopes hybridize with the solid-state environment forming the so-called fractional charge states, that is states which are superpositions of pure charge states having different degrees of ionization. In this situation, the fractionality of the localized atomic charge ensures the possibility of a direct transition between the ground state of the mother isotope and the ground state of the daughter isotope through the β -decay process. Such a scenario is natural to all kinds of chemical bonding and does not require fine tuning. However, the visibility of the relic neutrino peak in the β -spectrum still requires the presence of an X-ray edge singularity in such a process. To the best of our knowledge, the X-ray edge has not been investigated in such a particular setting, therefore we present its analysis in 4.

By accounting for the Coulomb interactions between the graphene and the impurity, we analyze a single solid-state effect on the resolution of the PTOLEMY project. The other effects are, inter alia, phonon emission and Friedel oscillations. The influence of these phenomena on relic neutrino detection requires further investigation.

2 Problem Setting

In Section 3, we assume negligible coupling between the β -emitter and the graphene layer, so that the impurity states have integer-valued charge. This way, we can estimate the energy cost or gain from donating or receiving an electron from the solid-state environment based on the Coulomb potential in the impurity.

The Coulomb potential depends on the ionization energy of the impurity in a vacuum, but also on the graphene layer, which we will assume to be an infinite conducting layer. The method of image charges allows us to compute the contribution of the graphene layer to the potential, but the dielectric spacer is not yet incorporated. To complete the story, we insert an image of the slab, we remove the image charges and replace them with two infinite lines of equidistant image charges in the opposite half-space w.r.t. the impurity that reproduce the electric field experienced by the electron and satisfy the boundary conditions at the interface of the dielectric slab, Fig. 2 [13]. By summing up the contributions of all images, one can calculate the force on the electron and thus obtain the correction to the potential by integration.

Fortunately, the experiment enjoys some parameters that can be tuned to optimize for stability, such as the thickness of the dielectric layer, the distance between the layer and the β -emitter, and the work function of graphene. To see if this wiggle room is a remedy for a stable impurity and its daughter isotope, we set up a parameter space diagram, Fig. 3 and we test the different candidates for suitable β -emitters, typically lanthanides such as Thulium.

In Section 4, we explore the stability prospects when the (semi)metal-impurity coupling is not negligible. It follows that the charge states need not be integer-valued, resulting in multiple decay channels. These channels are encoded in the spectral function, which we compute in

Section 4.3. If this function is IR divergent with a one-sided power law, then this is called the *X-ray edge singularity*, which can preserve the visibility of the $C\gamma B$ -spectrum [14–19].

The solid-state environment is modeled with massless Weyl fermionic fields, which we *bosonize* in Section 4.2, resulting in a *Tomonaga-Luttinger liquid* (TLL) [20]. We insert an Anderson-type electronic impurity and treat the hybridization perturbatively. We study the presence of the X-ray edge singularity at the lowest nontrivial order term.

3 Classical E&M Approach

We intend to find out if we can have a stable β -emitter in the solid-state system and simultaneously obtain a stable daughter isotope. In other words, we want to look for configurations in which it is energetically unfavorable for both the β -emitter and the daughter isotope to donate or gain an electron from the graphene. We will assume integer-charged states, i.e., negligible coupling between the β -emitter and the graphene layer.

In a vacuum, one can simply compare the ionization energy with the work function (W) for processes $A^Q \rightarrow A^{Q+1}$, and compare the electronic affinity with W for processes $A^Q \rightarrow A^{Q-1}$. Note that W may be tuned between 3.25 and 5.54 eV [21]. For our purposes, the β -decayer will face a graphene layer separated by a dielectric substrate. This setup creates a potential felt by the electrons in the β -emitter, which we need to correct for.

3.1 Energy Potential

Without the dielectric layer (thickness $h \rightarrow 0$), the image charge method tells us that the force felt by the electron is the sum of the forces due to (i) the nucleus, (ii) the image of the electron, and (iii) the image of the nucleus, see Fig. 2a. The first term is incorporated in the ionization energy (and the electron affinity respectively) in a vacuum, so our correction need not include this contribution.

Now consider a dielectric layer with nonzero thickness. We remove the real charges from the space, and insert infinite image charges on the right side such that the electric field felt by the electron is the same and certain boundary conditions on the left interface of the layer are satisfied: $E_{\parallel,outs.} = E_{\parallel,ins.}$ and $E_{\perp,outs.} = \varepsilon E_{\perp,ins.}$ where *ins.* stands for the inside of the layer, *outs.* for the outside of the layer, and ε is the relative permittivity of the layer [13]. The infinite charges are depicted in Fig. 2b. Each line of charges represents one of the image charges. The lines should coincide, but they are represented offset for clarity. Its charge values are given in the corresponding legend in the bottom left where we defined $\zeta := \frac{\varepsilon-1}{\varepsilon+1}$ for the sake of simplicity.

Define $S_a(z) := \sum_{k=0}^{\infty} \frac{z^{2k}}{(a+2k)^2}$ and calculate the force exerted on the electron by adding up the forces from all the individual images:

$$\begin{aligned}
 F &= \frac{-e}{4\pi\varepsilon_0} \left[\frac{-\zeta q}{(x+2d)^2} + \frac{\zeta e}{(2x+2d)^2} + \frac{4\varepsilon}{(\varepsilon+1)^2} \left\{ \zeta \sum_{k=0}^{\infty} \frac{q\zeta^{2k}}{(x+2d+4h+4hk)^2} \right. \right. \\
 &\quad \left. \left. - \sum_{k=0}^{\infty} \frac{q\zeta^{2k}}{(x+2d+2h+4hk)^2} - \zeta \sum_{k=0}^{\infty} \frac{e\zeta^{2k}}{(2x+2d+4h+4hk)^2} \right. \right. \\
 &\quad \left. \left. + \sum_{k=0}^{\infty} \frac{e\zeta^{2k}}{(2x+2d+2h+4hk)^2} \right\} \right] \\
 &= \frac{-e}{4\pi\varepsilon_0} \left[\frac{\zeta q}{(x+2d)^2} + \frac{\zeta e}{(2x+2d)^2} + \frac{4\varepsilon}{(\varepsilon+1)^2(2h)^2} \left\{ \zeta q S_{\frac{x}{2h} + \frac{d}{h} + 2}(\zeta) - q S_{\frac{x}{2h} + \frac{d}{h} + 1}(\zeta) \right. \right. \\
 &\quad \left. \left. - \zeta e S_{\frac{x}{h} + \frac{d}{h} + 2}(\zeta) + e S_{\frac{x}{h} + \frac{d}{h} + 1}(\zeta) \right\} \right].
 \end{aligned} \tag{2}$$

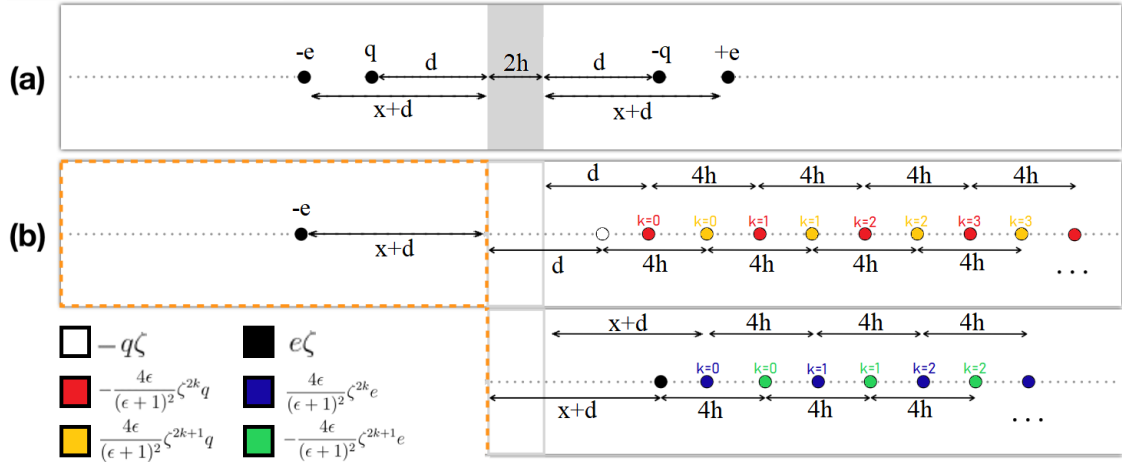


Figure 2: a) There are real charges $-e$ and q on the left side of the graphene layer. The corresponding image charges are on the right side of the graphene layer. Also the substrate has a mirror image on the right side, which effectively makes it twice as thick. b) The charge $-e$ feels the electric field from the other three charges in Fig. 2a. Equivalently, we remove these three charges and the substrate, and we replace them with an infinite number of image charges that generate the same field [13]. The charge values are found in the legend, bottom left of the figure.

To find the potential, we integrate the expression in Eq. 2 from $x = 0$ (at the nucleus) up to $x = \infty$ (the left direction is taken to be positive). We set $T_a(z) := \sum_{k=0}^{\infty} \frac{z^{2k}}{a+2k}$. Using the standard integrals i) $\int_0^{\infty} \frac{1}{(x+2d)^2} dx = \frac{1}{2d}$, ii) $\int_0^{\infty} \frac{1}{(2x+2d)^2} dx = \frac{1}{4d}$, and iii) $\int_0^{\infty} S_{ax+b}(z) dx = \frac{1}{a} \sum_{k=0}^{\infty} \frac{z^{2k}}{b+2k} = \frac{1}{a} T_b(z)$, we obtain

$$\begin{aligned}
 E &= \frac{-e}{4\pi\epsilon_0} \left[\frac{\zeta}{4d} (e-2q) + \frac{4\epsilon}{(\epsilon+1)^2(2h)^2} \left\{ 2h\zeta q T_{\frac{d}{h}+2}(\zeta) - 2hq T_{\frac{d}{h}+1}(\zeta) \right. \right. \\
 &\quad \left. \left. - h\zeta e T_{\frac{d}{h}+2}(\zeta) + he T_{\frac{d}{h}+1}(\zeta) \right\} \right] \\
 &= \frac{-e}{4\pi\epsilon_0} \left[\frac{\zeta}{4d} (e-2q) + \frac{\epsilon}{(\epsilon+1)^2 h} \left\{ \zeta(2q-e) T_{\frac{d}{h}+2}(\zeta) - (2q-e) T_{\frac{d}{h}+1}(\zeta) \right\} \right] \\
 &= \frac{e(2q-e)}{4\pi\epsilon_0} \left[\frac{\zeta}{4d} + \frac{\epsilon}{(\epsilon+1)^2 h} \left\{ T_{\frac{d}{h}+1}(\zeta) - \zeta T_{\frac{d}{h}+2}(\zeta) \right\} \right].
 \end{aligned} \tag{3}$$

3.2 Parameter Space for Stability

The potential correction in Eq. 3 depends on the charge q of the β -emitter, so we will write $E = E_q$. Henceforth, we will check the conditions per initial charge state. We summarize this for Tm as β -decayer in Table 1. The first column indicates the initial charge state of the β -emitter, and each row lists the energy balance of ionization processes/electron captures. The values indicate the energy gained from the process, so stability requires all values in a single row to be negative.¹

¹The vacuum electron affinity of Tm^- in the table is denoted by $E_{el.af.}^{(vac.)}$, as we do not have sufficient data available. We will see that only the constraints from the other three columns will be quite stringent.

$Tm^Q \rightarrow Yb^{Q+1}$	$Tm^Q \rightarrow Tm^{Q+1}$	$Tm^Q \rightarrow Tm^{Q-1}$	$Yb^{Q+1} \rightarrow Yb^{Q+2}$	$Yb^{Q+1} \rightarrow Yb^Q$
$Tm^- \rightarrow Yb$	$-1.03 \text{ eV} + W + E_0$	$E_{el.af.}^{(vac.)} - W - E_{-e}$	$-6.25 \text{ eV} + W + E_e$	$0.02 \text{ eV} - W - E_0$
$Tm \rightarrow Yb^+$	$-6.18 \text{ eV} + W + E_e$	$1.03 \text{ eV} - W - E_0$	$-12.2 \text{ eV} + W + E_{2e}$	$6.25 \text{ eV} - W - E_e$
$Tm^+ \rightarrow Yb^{2+}$	$-12.1 \text{ eV} + W + E_{2e}$	$6.18 \text{ eV} - W - E_e$	$-25.1 \text{ eV} + W + E_{3e}$	$12.2 \text{ eV} - W - E_{2e}$
$Tm^{2+} \rightarrow Yb^{3+}$	$-23.7 \text{ eV} + W + E_{3e}$	$12.1 \text{ eV} - W - E_{2e}$	$-43.6 \text{ eV} + W + E_{4e}$	$25.1 \text{ eV} - W - E_{3e}$

Table 1: The energy balance for electron transfer from/to the β -emitter [22].

For any initial charge state of some other β -decayer candidates, such as Ni , Eu , Sm , and Pm , the columns $M^Q \rightarrow M^{Q+1}$ and $D^{Q+1} \rightarrow D^Q$ cannot be made simultaneously negative (where M stands anew for mother and D for daughter isotope). This means that these candidates permit no stable configuration with integer-charged states. As Table 1 suggests, $Tm^- \rightarrow Yb$ might be a stable configuration when $0.02 \text{ eV} < E_0 + W < 1.03 \text{ eV}$. Furthermore, we want $W + E_e < 6.25 \text{ eV}$ and $W + E_{-e} > E_{el.af.}^{(vac.)}$. As we do not know $E_{el.af.}^{(vac.)}$, we will omit the latter constraint and consider its effect later.

To achieve these bounds, we tune the values of the distance between the β -emitter and the dielectric d , the thickness of the layer h , and the work function W . For each triplet (d, h, W) that satisfies the constraints on $E_0 + W$, we plot a purple dot in the parameter space, Fig. 3.

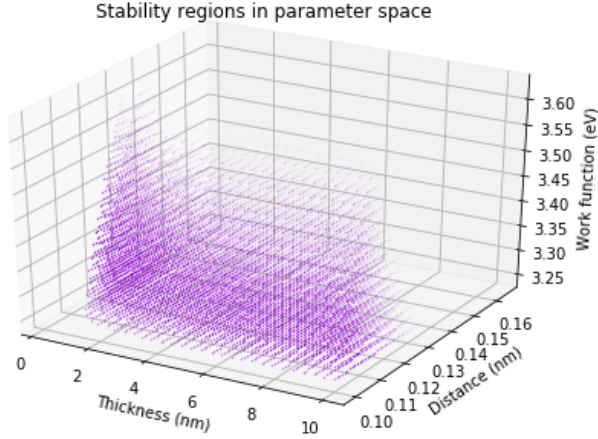


Figure 3: The purple region indicates a stable configuration for both Tm^- and Yb .

We see a purple, triangular-prism-shaped region. This means that the stability is rather independent of the thickness h . A slice of this region for constant thickness $h = 5.5 \text{ nm}$ is represented in Fig. 4.

Note that the constraint $W + E_{-e} > E_{el.af.}^{(vac.)}$ is not incorporated in Figs 3-4. For high values of $E_{el.af.}^{(vac.)}$, the purple region fades away and when it reaches $E_{el.af.}^{(vac.)} = -3 \text{ eV}$ it completely disappears. We therefore investigate the coupling between the β -emitter and the solid-state environment to allow for a nonvanishing $Tm^Q \rightarrow Yb^Q$ channel. This is prohibited for integer Q , so we treat the hybridized problem in Section 4.

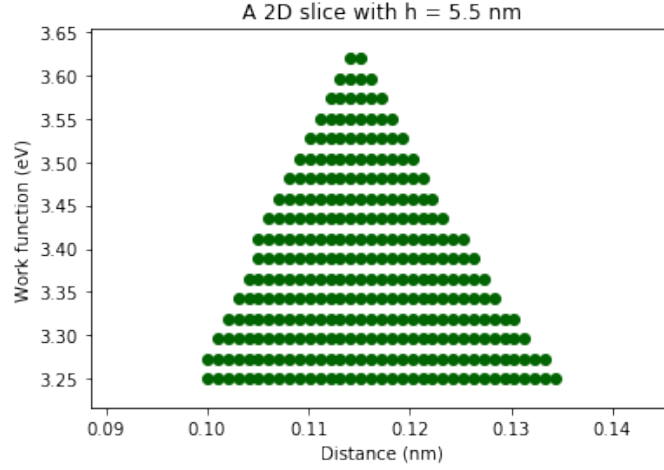


Figure 4: The green dots form a two-dimensional slice of the stability region for constant thickness h .

4 Turning on the Hybridization

We describe the solid-state environment of the β -decayers using scattering theory on a two-dimensional disk [23]. We assume the scattering states are s -waves, i.e., the azimuthal quantum number l is equal to 0. Then the single-particle wave functions are $\psi_n(r) = \frac{\sin(k_n r)}{\sqrt{\pi \ell r}}$, where the momenta k_n are quantized, i.e., $k_n = \frac{2\pi n}{\ell}$ with ℓ the disk radius. In the presence of a local potential, the orbitals are distorted, an effect that is captured by a phase shift δ . Specifically, the single-particle wave functions are $\varphi_n(r) = \frac{\sin(k_n r - \delta \cdot (1 - \frac{r}{\ell}))}{\sqrt{\pi \ell r}}$.

The local potential is modified rapidly after the β -decay event, hence we are interested in the overlap between states in the absence of a local potential and states in the presence of a local potential. For a single-particle wave function, this is

$$\langle \psi_n | \varphi_m \rangle = 2\pi \int_0^\ell dr r \psi_n(r) \varphi_m(r) = \frac{\sin(\delta)}{\pi(m-n) + \delta}, \quad (4)$$

and for the full system, the amplitude is

$$\det_{E_n, E_m < E_F} \left(\frac{\sin(\delta)}{\pi(m-n) + \delta} \right). \quad (5)$$

4.1 Fermionic Model

The different β -decay channels encode the spectral function. We elaborate on this function in Section 4.3. The visibility of the $C\nu B$ spectrum can be protected if the spectral function has a power law IR divergence called the *X-ray edge singularity*. For this reason, it is crucial to compute Eq. 5 for different local potentials corresponding to the various β -decay channels.

Assuming low orbital angular momenta reduces the problem's dimensionality. We claim that a one-dimensional fermionic system produces the same amplitude as in Eq. 5. With the aid of a technique called *bosonization* (see Section 4.2), we recast the Hamiltonian to a bosonic one, and in this language we proceed with the calculation of the spectral function.

Let $\psi = (R, L)^T$ be a massless one-dimensional Weyl fermion field, let $\sigma_3 = \begin{pmatrix} 1 & 0 \\ 0 & -1 \end{pmatrix}$, and suppose the dynamics are governed by the Hamiltonian,

$$H_0 = \int_{-\ell/2}^{\ell/2} dx : \left(\psi^\dagger [-iv_F \sigma_3 \partial_x] \psi + V_0 \delta(x) \psi^\dagger \psi \right) :, \quad (6)$$

for some local potential V_0 , where v_F is the Fermi velocity. Varying the action yields the wave equations:

$$\left[\partial_t + v_F \partial_x + iV_0 \delta(x) - \frac{V_0}{4\ell} \right] L = 0 \quad \& \quad \left[\partial_t - v_F \partial_x + iV_0 \delta(x) - \frac{V_0}{4\ell} \right] R = 0. \quad (7)$$

Let us focus solely on the right-handed chirality sector (R) and analyze its solutions in the presence/absence of a local potential. The latter is obtained by setting $V_0 = 0$. The quantized solutions to the wave equation are

$$R_n(x, t) = \frac{1}{\sqrt{\ell}} \exp \left(i \left[k_n(x + v_F t) + \frac{V_0}{2v_F} \text{sgn}(x) \cdot \left(1 - \left| \frac{x}{2\ell} \right| \right) \right] \right) \quad (8)$$

with $k_n = \frac{2\pi n}{\ell}$ and $n \in \mathbb{N}$. The (equal-time) overlap of R_m and R_n is thus

$$\frac{1}{\ell} \int_{-\ell/2}^{\ell/2} dx \exp \left(\frac{2\pi i}{\ell} (n-m)x + i \frac{V_0}{2v_F} \text{sgn}(x) \cdot \left(1 - \left| \frac{x}{2\ell} \right| \right) \right) = \frac{\sin(\frac{V_0}{2v_F})}{\pi(m-n) + \frac{V_0}{2v_F}}. \quad (9)$$

Eq. 9 demonstrates the duality between our scattering problem and one-dimensional, massless Weyl fermions, via $\delta \leftrightarrow \frac{V_0}{2v_F}$. To capture the impurity states in this Hamiltonian, we supplement Eq. 6 with the impurity field d and d^\dagger , which introduces certain characteristic energy scales such as the on-site energy E_0 , the Hubbard interaction U , and a conductance-impurity coupling g . Including furthermore an extrinsic spin variable σ , we summarize:

$$H_0 = \int dx : \left(\psi_\sigma^\dagger [-iv_F \sigma_3 \partial_x] \psi_\sigma + V_0 \delta(x) \psi_\sigma^\dagger \psi_\sigma + g \delta(x) \psi_\sigma^\dagger \psi_\sigma d_\sigma^\dagger d_\sigma + E_0 \delta(x) (d_\uparrow^\dagger d_\uparrow + d_\downarrow^\dagger d_\downarrow) + U \delta(x) d_\uparrow^\dagger d_\uparrow d_\downarrow^\dagger d_\downarrow \right) :. \quad (10)$$

We focus anew solely on the right-handed chirality sector, and we incorporate an Anderson-type interaction term H' between the conduction electrons and the impurity. Hence $H = H_0 + H'$, with

$$\begin{cases} H_0 = \int dx : \left(R_\sigma^\dagger [-iv_F \partial_x] R_\sigma + V_0 \delta(x) R_\sigma^\dagger R_\sigma + g \delta(x) R_\sigma^\dagger R_\sigma d_\sigma^\dagger d_\sigma + E_0 \delta(x) d_\uparrow^\dagger d_\uparrow + U \delta(x) d_\uparrow^\dagger d_\uparrow d_\downarrow^\dagger d_\downarrow \right) :, \\ H' = \int dx \delta(x) \mathfrak{h} R_\sigma^\dagger d_\sigma + h.c. = \mathfrak{h} R_\sigma^\dagger(0) d_\sigma + h.c. \end{cases} \quad (11)$$

where \mathfrak{h} is the hybridization parameter. Define:

$$\begin{cases} \alpha = \frac{g}{2v_F} \int dx : R_\sigma^\dagger(x) \text{sgn}(x) R_\sigma(x) :, \\ \beta = \frac{V_0}{2v_F} \int dx : R_\sigma^\dagger(x) \text{sgn}(x) R_\sigma(x) :, \end{cases} \quad (12a) \quad \begin{cases} \Sigma(x) = \text{sgn}(x) \frac{V_0 + g d_\sigma^\dagger d_\sigma}{2v_F}, \\ S = \int dx : R_\sigma^\dagger(x) \Sigma(x) R_\sigma(x) :. \end{cases} \quad (12b)$$

Eq.s 12a and 12b are related by $S = \alpha d_\sigma^\dagger d_\sigma + \beta$. The quantity S can be used as a basis transformation to diagonalize the Hamiltonian H_0 . Specifically, we map

$$\mathcal{O} \mapsto e^{iS} \mathcal{O} e^{-iS}. \quad (13)$$

The R -fields, which we will refer to as the *metallic degrees of freedom*, transform as $R_\sigma(x) \mapsto e^{-i\Sigma(x)} R_\sigma(x)$ and the d -fields transform as $d_\sigma \mapsto e^{-i\alpha} d_\sigma$. The latter follows from applying the identity $e^{izP} = 1 + (e^{iz} - 1)P$ where $z \in \mathbb{C}$ and P is an idempotent operator. As a result,

$$\begin{cases} H_0 \mapsto \int dx : (R_\sigma^\dagger [-i v_F \partial_x] R_\sigma + E_0 \delta(x) d_\sigma^\dagger d_\sigma + U \delta(x) d_\uparrow^\dagger d_\uparrow d_\downarrow^\dagger d_\downarrow) :, \\ H' \mapsto \hbar R_\sigma^\dagger(0) e^{-i\alpha} d_\sigma + h.c. \end{cases} \quad (14)$$

The operators above are still in the Schrödinger picture. The spectral function can be expressed in terms of the hybridized initial and final states. Since we find those by adiabatically evolving the integer charge states with a unitary evolution operator depending on H' in the *interaction picture*, we perform the transformation:

$$\mathcal{O} \mapsto e^{iH_0 t} \mathcal{O} e^{-iH_0 t}. \quad (15)$$

A time shift is generated by the Hamiltonian H_0 , so e.g. $R_\sigma(x) = R_\sigma(x, 0)$ is mapped to $R_\sigma(x, t)$. The d -fields also acquire a time dependence: $d_\sigma \mapsto e^{-itE_0} (1 + (e^{-itU} - 1) d_{\bar{\sigma}}^\dagger d_{\bar{\sigma}}) d_\sigma$ where $\bar{\sigma}$ is the opposite spin of σ . All in all,

$$\begin{cases} H_0 = \int dx (R_\sigma^\dagger [-i v_F \partial_x] R_\sigma + E_0 \delta(x) d_\sigma^\dagger d_\sigma + U \delta(x) d_\uparrow^\dagger d_\uparrow d_\downarrow^\dagger d_\downarrow), \\ H'(t) = \hbar R_\sigma^\dagger(0, t) e^{-\frac{ig}{2v_F} \int dx : R_\lambda^\dagger(x, t) \text{sgn}(x) R_\lambda(x, t) :} e^{-itE_0} (1 + (e^{-itU} - 1) d_{\bar{\sigma}}^\dagger d_{\bar{\sigma}}) d_\sigma + h.c. \end{cases} \quad (16)$$

are the unperturbed Hamiltonian and the perturbation in the interaction picture. We find the unitary evolution operator,

$$U(-\infty, 0) = \mathcal{T} \exp \left(i \int_{-\infty}^0 d\tau e^{\varepsilon\tau} H'(\tau) \right), \quad (17)$$

where \mathcal{T} denotes the time ordering symbol with ε an infinitesimal, positive constant.

4.2 Bosonization

The metallic electrons have a dual bosonic description known as a *Tomonaga-Luttinger liquid* (TLL). This means that the fermionic setting can be transformed to a bosonic one, albeit with unchanged local d -fields, simplifying our calculations of the correlation functions present in the spectral function. More specifically, we have two bosonic degrees of freedom, θ_σ and φ_σ , replacing R_σ and R_σ^\dagger via

$$\begin{cases} R_\sigma(x, t) = \frac{\kappa_\sigma^-}{\sqrt{2\pi a}} e^{-i\phi_\sigma(x, t)}, \\ R_\sigma^\dagger(x, t) = \frac{\kappa_\sigma^+}{\sqrt{2\pi a}} e^{i\phi_\sigma(x, t)} \end{cases} \quad (18)$$

where $\phi_\sigma := \theta_\sigma + \varphi_\sigma$, where a is a UV cut-off, and where the κ_σ^\pm are the Klein factors, ensuring the correct fermionic commutation relations by $\kappa_{\uparrow(\downarrow)}^\pm \kappa_{\uparrow(\downarrow)}^\mp = 1$.

Suppressing the extrinsic spin variable in our notation for now, we express the bosonic commutation relations as

$$\begin{cases} [\theta(x, t), \varphi(0, 0)] = -\frac{i\pi}{4} (\text{sgn}(x - v_F t) + \text{sgn}(x + v_F t)), \\ [\theta(x, t), \theta(0, 0)] = \frac{i\pi}{4} (\text{sgn}(x - v_F t) - \text{sgn}(x + v_F t)) = [\varphi(x, t), \varphi(0, 0)] \end{cases} \quad (19)$$

and the two-point correlators as

$$\langle \theta(x, t) \theta(0, 0) \rangle = \frac{1}{2} \ln \left(\frac{x^2 - v_F^2 t^2 + a^2 - i\delta \text{sgn}(t)}{\ell^2} \right) = \langle \varphi(x, t) \varphi(0, 0) \rangle \quad (20)$$

with δ an infinitesimal, positive constant selecting the principal branch [24]. One can find the other two-point correlation functions using $\partial_t \varphi = v_F \partial_x \theta$. Some key correlators are summarized in Table 2.

Limits of certain two-point correlators				
x	t	$\langle \theta(x, t) \theta(0, 0) \rangle = \langle \varphi(x, t) \varphi(0, 0) \rangle$	$\langle \varphi(x, t) \theta(0, 0) \rangle$	$\langle \theta(x, t) \varphi(0, 0) \rangle$
$\neq 0$	$= 0$	$\ln \left \frac{x}{\ell} \right $	$-\frac{i\pi}{2} \text{sgn}(x)$	0
$= 0$	$\neq 0$	$\ln \left \frac{v_F t}{\ell} \right + \frac{i\pi}{2}$	0	$\frac{i\pi}{2}$
$= 0$	$= 0$	$\ln \left \frac{a}{\ell} \right $	0	0

Table 2: We assume that $t > 0$ whenever $t \neq 0$, as the correlators are time-ordered.

Finally, we write down two normal ordered expressions in terms of bosons; particularly the ones in Eq. 16. After the writing out the OPEs [25], one finds that

$$:R_\sigma^\dagger R_\sigma: \sim \frac{1}{2\pi} \partial_x (\phi_\uparrow + \phi_\downarrow), \quad (21a)$$

$$:R_\sigma^\dagger \partial_x R_\sigma: \sim -\frac{i}{4\pi} (\partial_x \phi_\uparrow)^2 - \frac{i}{4\pi} (\partial_x \phi_\downarrow)^2. \quad (21b)$$

Consequently,

$$\begin{cases} H_0 = \int dx \left(-\frac{v_F}{4\pi} (\partial_x \phi_\uparrow)^2 - \frac{v_F}{4\pi} (\partial_x \phi_\downarrow)^2 + E_0 \delta(x) d_\sigma^\dagger d_\sigma + U \delta(x) d_\uparrow^\dagger d_\uparrow d_\downarrow^\dagger d_\downarrow \right), \\ H'(t) = \frac{\hbar \kappa_\sigma^+}{\sqrt{2\pi a}} e^{i\phi_\sigma(0,t)} e^{\frac{ig}{2\pi v_F} (\phi_\uparrow(0,t) + \phi_\downarrow(0,t))} e^{-itE_0} (1 + (e^{-itU} - 1) d_\sigma^\dagger d_\sigma) d_\sigma + h.c. \end{cases} \quad (22)$$

The perturbation H' from Eq. 22 can be substituted into Eq. 17. We expand the time-ordered exponential up to first order in \hbar to obtain

$$\begin{aligned} U(-\infty, 0) &= \frac{1}{2} + \frac{i\hbar}{\sqrt{2\pi a}} \int_{-\infty}^0 dt e^{\varepsilon t} \times \\ &\times \left(\kappa_\uparrow^+ e^{-i\phi_\uparrow(0,t)} e^{\frac{ig}{2\pi v_F} (\phi_\uparrow(0,t) + \phi_\downarrow(0,t))} e^{-itE_0} (1 + (e^{-itU} - 1) d_\downarrow^\dagger d_\downarrow) d_\uparrow \right. \\ &\left. + \kappa_\downarrow^+ e^{i\phi_\downarrow(0,t)} e^{\frac{ig}{2\pi v_F} (\phi_\uparrow(0,t) + \phi_\downarrow(0,t))} e^{-itE_0} (1 + (e^{-itU} - 1) d_\uparrow^\dagger d_\uparrow) d_\downarrow \right) + h.c. + \mathcal{O}(\hbar^2). \end{aligned} \quad (23)$$

4.3 X-ray Edge Singularity in the Spectral Function

At time $t = -\infty$, the initial state has an integer charge value, which we take as $|i(-\infty)\rangle := |FS\rangle \otimes |00\rangle$. By applying e^{iS} to this state, we map it to the same basis as the Hamiltonians in Eq. 22. Hence, the hybridized initial state is $|i\rangle = U(-\infty, 0) e^{iS} (|FS\rangle \otimes |00\rangle)$. We study the β -decay spectrum using the spectral function:

$$\mathcal{A}(E) := \sum_{\text{final states } f} |\langle i|f\rangle|^2 \delta(E + E_i - E_f). \quad (24)$$

We can write the delta function using the integral representation such that we integrate over the variable t . Since $H|f\rangle = E_f|f\rangle$, we can replace $e^{-iE_f t}$ by e^{-iHt} if we let it act on the state $|f\rangle$. This results in

$$\begin{aligned} \mathcal{A}(E) &= \sum_f |\langle i|f\rangle|^2 \int \frac{dt}{2\pi} e^{i(E - E_f + E_i)t} \\ &= \frac{1}{2\pi} \int dt \sum_f \langle i|e^{-iHt}|f\rangle \langle f|i\rangle e^{i(E + E_i)t}. \end{aligned} \quad (25)$$

It follows that all contributions to the sum over final terms are independent of f , except for $|f\rangle\langle f|$, hence we can employ the identity $\sum_f |f\rangle\langle f| = 1$. We find that the result is independent of the final state basis $\{|f\rangle\}$:

$$A(E) = \frac{1}{2\pi} \int_{-\infty}^{\infty} dt \langle i|e^{-iHt}|i\rangle e^{i(E+E_i)t} =: \frac{1}{2\pi} \int_{-\infty}^{\infty} dt C(t) e^{i(E+E_i)t} \quad (26)$$

where

$$C(t) = \underbrace{\left(\langle 00| \otimes \langle FS| \right) e^{-iS}}_{\text{Adiabatically turning on hybridization}} U(0, -\infty) \exp[-iHt] U(-\infty, 0) \underbrace{e^{iS} \left(|FS\rangle \otimes |00\rangle \right)}_{\text{Adiabatically turning on hybridization}}. \quad (27)$$

Writing the initial state in the appropriate basis

The zeroth order contribution describes the non-hybridized setting, and we have discussed the stability of the β -emitter in this setting with a classical argument in Section 3. We therefore focus on higher orders in \hbar .

First of all, we note that

$$e^{iS}(|FS\rangle \otimes |00\rangle) = e^{-\frac{iV_0}{2\pi v_F}(\phi_{\uparrow}(0,0) + \phi_{\downarrow}(0,0))}(|FS\rangle \otimes |00\rangle), \quad (28)$$

since

$$\begin{aligned} e^{iS} = & \left[1 + \left(e^{-\frac{ig}{2\pi v_F}(\phi_{\uparrow}(0,0) + \phi_{\downarrow}(0,0))} - 1 \right) (d_{\uparrow}^{\dagger} d_{\uparrow} + d_{\downarrow}^{\dagger} d_{\downarrow}) \right. \\ & \left. + \left(e^{-\frac{ig}{2\pi v_F}(\phi_{\uparrow}(0,0) + \phi_{\downarrow}(0,0))} - 1 \right)^2 d_{\uparrow}^{\dagger} d_{\uparrow} d_{\downarrow}^{\dagger} d_{\downarrow} \right] e^{-\frac{iV_0}{2\pi v_F}(\phi_{\uparrow}(0,0) + \phi_{\downarrow}(0,0))}. \end{aligned} \quad (29)$$

Secondly, we write out $\exp[-iHt] = \exp[-i(H_0 + H')t]$ using the Dyson series expansion. The expanded part depending on H' contains the relevant factors of \hbar and the part depending on H_0 can be written as a linear combination of 1, $d_{\sigma}^{\dagger} d_{\sigma}$, and $d_{\uparrow}^{\dagger} d_{\uparrow} d_{\downarrow}^{\dagger} d_{\downarrow}$:

$$\begin{aligned} e^{-iHt} = & \overbrace{\Lambda(t) \left(1 + (e^{iE_0 t} - 1) d_{\sigma}^{\dagger} d_{\sigma} + (e^{iE_0 t} - 1) (e^{-i(E_0 + U)t} - e^{-iUt} - 2) d_{\uparrow}^{\dagger} d_{\uparrow} d_{\downarrow}^{\dagger} d_{\downarrow} \right)}^{\exp(-iH_0 t)} \times \\ & \times \left(1 - i \int_0^t dt_1 H'(t_1) - \frac{1}{2} \int_0^t dt_1 \int_0^t dt_2 \mathcal{T}(H'(t_1) H'(t_2)) \right) + \mathcal{O}(\hbar^3) \end{aligned} \quad (30)$$

where $\Lambda(t) = \exp\left(\frac{iV_F t}{4\pi} \int dx ((\partial_x \phi_{\uparrow})^2 + (\partial_x \phi_{\downarrow})^2)\right)$.

One uses Eq. 23 and Eq. 30 to find that $C(t)$ has a vanishing first order term in \hbar , as an odd number of d -fields are sandwiched between $|00\rangle$ and $\langle 00|$. There are six second order terms:

- i) collect the second order term of $U(0, -\infty)$, and the zeroth order term of $\exp[-iHt]$ and $U(-\infty, 0)$;
- ii) collect the second order term of $\exp[-iHt]$, and the zeroth order term of $U(0, -\infty)$ and $U(-\infty, 0)$;
- iii) collect the second order term of $U(-\infty, 0)$, and the zeroth order term of $\exp[-iHt]$ and $U(0, -\infty)$;

-
- iv) collect the zeroth order term of $U(0, -\infty)$, and the first order term of $\exp[-iHt]$ and $U(-\infty, 0)$;
 - v) collect the **zeroth** order term of $\exp[-iHt]$, and the **first** order term of $U(0, -\infty)$ and $U(-\infty, 0)$;
 - vi) collect the zeroth order term of $U(-\infty, 0)$, and the first order term of $\exp[-iHt]$ and $U(0, -\infty)$.

The fifth contribution is dominant, for the first three are virtual processes that stay finite in the large t limit, and the fourth and sixth term vanish in the large t limit. Henceforth, we only account for the fifth term for this reason.

The terms in Eq. 23 with three d -fields vanish in $C(t)$, for they annihilate $|00\rangle$. A physical interpretation of this statement is that this process is an electron hopping to the impurity and back, which does not involve any double occupation states with the additional energy U . Similarly, the terms in $C(t)$ with three d -fields from $U(0, -\infty)$ vanish, as these fields annihilate $\langle 00|$. Finally, the $d_{\uparrow}^{\dagger}d_{\uparrow}d_{\downarrow}^{\dagger}d_{\downarrow}$ -term in Eq. 30 does not contribute to the second order of \hbar in $C(t)$ for the same reason. All in all, if we neglect the zeroth order contribution and higher than second order contributions, then we see that

$$\begin{aligned}
C(t) &= -\frac{\hbar^2}{2\pi a} e^{-iE_0 t} \int_{-\infty}^0 dt_1 \int_{-\infty}^0 dt_2 e^{\varepsilon(t_1+t_2)} \left(\langle 00| \otimes \langle FS| \right) e^{\frac{iV_0}{2\pi v_F} (\phi_{\uparrow}(0,0) + \phi_{\downarrow}(0,0))} \times \\
&\times \left(e^{-i\phi_{\uparrow}(0,t_1)} e^{\frac{ig}{2\pi v_F} (\phi_{\uparrow}(0,t_1) + \phi_{\downarrow}(0,t_1))} \right) e^{-it_1 E_0} d_{\uparrow} \Lambda(t) d_{\uparrow}^{\dagger} e^{it_2 E_0} e^{-\frac{ig}{2\pi v_F} (\phi_{\uparrow}(0,t_2) + \phi_{\downarrow}(0,t_2))} e^{i\phi_{\uparrow}(0,t_2)} \\
&+ e^{-i\phi_{\downarrow}(0,t_1)} e^{\frac{ig}{2\pi v_F} (\phi_{\uparrow}(0,t_1) + \phi_{\downarrow}(0,t_1))} \right) e^{-it_1 E_0} d_{\downarrow} \Lambda(t) d_{\downarrow}^{\dagger} e^{it_2 E_0} e^{-\frac{ig}{2\pi v_F} (\phi_{\uparrow}(0,t_2) + \phi_{\downarrow}(0,t_2))} e^{i\phi_{\uparrow}(0,t_2)} \times \\
&\times e^{-\frac{iV_0}{2\pi v_F} (\phi_{\uparrow}(0,0) + \phi_{\downarrow}(0,0))} \left(|FS\rangle \otimes |00\rangle \right) \\
&= -\frac{\hbar^2}{\pi a} e^{iE_0 t} \int_{-\infty}^0 dt_1 \int_{-\infty}^0 dt_2 e^{\varepsilon(t_1+t_2)} e^{-i(t_1-t_2)E_0} \times \\
&\times \langle FS| e^{\frac{iV_0}{2\pi v_F} \phi(0,0)} e^{-i(1-\frac{g}{2\pi v_F})\phi(0,t_1)} \Lambda(t) e^{i(1-\frac{g}{2\pi v_F})\phi(0,t_2)} e^{-\frac{iV_0}{2\pi v_F} \phi(0,0)} |FS\rangle \times \\
&\times \langle FS| e^{\frac{iV_0}{2\pi v_F} \phi(0,0)} e^{\frac{ig}{2\pi v_F} \phi(0,t_1)} \Lambda(t) e^{-\frac{ig}{2\pi v_F} \phi(0,t_2)} e^{-\frac{iV_0}{2\pi v_F} \phi(0,0)} |FS\rangle \\
&= -\frac{\hbar^2}{\pi a} e^{i(E_0 - E_{FS})t} \int_{-\infty}^0 dt_1 \int_{-\infty}^0 dt_2 e^{\varepsilon(t_1+t_2)} e^{-i(t_1-t_2)E_0} \times \\
&\times \langle FS| e^{\frac{iV_0}{2\pi v_F} \phi(0,0)} e^{-i(1-\frac{g}{2\pi v_F})\phi(0,t_1)} e^{i(1-\frac{g}{2\pi v_F})\phi(0,t+t_2)} e^{-\frac{iV_0}{2\pi v_F} \phi(0,t)} |FS\rangle \times \\
&\times \langle FS| e^{\frac{iV_0}{2\pi v_F} \phi(0,0)} e^{\frac{ig}{2\pi v_F} \phi(0,t_1)} e^{-\frac{ig}{2\pi v_F} \phi(0,t+t_2)} e^{-\frac{iV_0}{2\pi v_F} \phi(0,t)} |FS\rangle.
\end{aligned} \tag{31}$$

The second equality exploits the symmetry of the extrinsic spin: interchanging \uparrow and \downarrow leaves $C(t)$ invariant. The third equality is based on the time translation by t due to the operator $\Lambda(t)$. The result depends on the product of two correlators. Both correlators take the form

$$\Pi_A(t, t_1, t_2) := \langle FS| e^{\frac{iV_0}{2\pi v_F} \phi(0,0)} e^{iA\phi(0,t_1)} e^{-iA\phi(0,t+t_2)} e^{-\frac{iV_0}{2\pi v_F} \phi(0,t)} |FS\rangle, \tag{32}$$

where $A = \frac{g}{2\pi v_F} - 1$ for the first correlators in the product and $A = \frac{g}{2\pi v_F}$ for the second correlator. We can write

$$\Pi_A(t, t_1, t_2) = f_A(t, t_1, t_2) \langle FS | \mathcal{T} \left(e^{\frac{iV_0}{2\pi v_F} \phi(0,0)} e^{iA\phi(0,t_1)} e^{-iA\phi(0,t+t_2)} e^{-\frac{iV_0}{2\pi v_F} \phi(0,t)} \right) | FS \rangle, \quad (33)$$

where

$$\begin{aligned} f_A(t, t_1, t_2) = & \left(e^{-i\frac{AV_0}{2v_F}} \omega(t_1 - t) + e^{i\pi(\frac{V_0}{2\pi v_F})^2} \omega(t) \omega(t_1 - t_2 - t) \right. \\ & + \omega(t) \omega(t + t_2 - t_1) \omega(-t_2 - t) + e^{i\frac{AV_0}{2v_F}} \omega(t) \omega(t_2 + t) \\ & \left. + \omega(t - t_1) \omega(-t) \omega(t_1 - t_2 - t) + e^{i\pi A^2} \omega(t_2 + t - t_1) \omega(-t) \right) \end{aligned} \quad (34)$$

with ω the Heaviside step function using the BCH formula persistently. The derivation can be found in Appendix A.

The Gaussianity of the field ϕ tells us that the cumulant expansion of Eq. 33 terminates after the second order. This means that

$$\langle e^W e^X e^Y e^Z \rangle = e^{\frac{1}{2}(\langle W^2 \rangle + \langle X^2 \rangle + \langle Y^2 \rangle + \langle Z^2 \rangle)} e^{\langle WX \rangle + \langle WY \rangle + \langle WZ \rangle + \langle XY \rangle + \langle XZ \rangle + \langle YZ \rangle} \quad (35)$$

where $\langle \cdot \rangle := \langle FS | \mathcal{T}(\cdot) | FS \rangle$ and where W, X, Y, Z are of the form $\lambda \phi(x, t)$ for some $\lambda \in \mathbb{C}$. Using the two-point correlators in Table 2 and $\phi = \theta + \varphi$, we compute

$$\begin{aligned} \Pi_A(t, t_1, t_2) = & f_A(t, t_1, t_2) e^{\frac{1}{2}(\langle W^2 \rangle + \langle X^2 \rangle + \langle Y^2 \rangle + \langle Z^2 \rangle)} e^{-\frac{AV_0}{2\pi v_F} \ln \left| \frac{v_F t_1}{\ell} \right| + \frac{AV_0}{2\pi v_F} \ln \left| \frac{v_F(t+t_2)}{\ell} \right|} \times \\ & \times e^{(\frac{V_0}{2\pi v_F})^2 \ln \left| \frac{v_F t}{\ell} \right| + A^2 \ln \left| \frac{v_F(t+t_2-t_1)}{\ell} \right| + \frac{AV_0}{2\pi v_F} \ln \left| \frac{v_F(t-t_1)}{\ell} \right| - \frac{AV_0}{2\pi v_F} \ln \left| \frac{v_F t_2}{\ell} \right|} \cdot e^{\frac{3\pi i}{2} \left(A^2 + (\frac{V_0}{2\pi v_F})^2 \right)} \quad (36) \\ = & f_A(t, t_1, t_2) e^{\frac{3\pi i}{2} \left(A^2 + (\frac{V_0}{2\pi v_F})^2 \right)} \left| \frac{a}{\ell} \right|^{-2 \left(A^2 + (\frac{V_0}{2\pi v_F})^2 \right)} \left| \frac{v_F t}{\ell} \right|^{(\frac{V_0}{2\pi v_F})^2} \left| \frac{v_F t_1}{\ell} \right|^{-\frac{AV_0}{2\pi v_F}} \times \\ & \times \left| \frac{v_F t_2}{\ell} \right|^{-\frac{AV_0}{2\pi v_F}} \left| \frac{v_F(t-t_1)}{\ell} \right|^{\frac{AV_0}{2\pi v_F}} \left| \frac{v_F(t+t_2)}{\ell} \right|^{\frac{AV_0}{2\pi v_F}} \left| \frac{v_F(t+t_2-t_1)}{\ell} \right|^{A^2}, \end{aligned}$$

thus

$$\begin{aligned} \mathcal{A}(E) = & -\frac{\hbar^2}{2\pi^2 a} e^{(\frac{3\pi i}{2} - 2 \ln \left| \frac{a}{\ell} \right|) \left(1 - \frac{g}{\pi v_F} + (\frac{V_0}{2\pi v_F})^2 \right)} \int_{-\infty}^{\infty} dt \int_{-\infty}^0 dt_1 \int_{-\infty}^0 dt_2 e^{i(E+E_i+E_0-E_{FS})t} \times \\ & \times e^{\varepsilon(t_1+t_2)} e^{-iE_0(t_1-t_2)} f_{\frac{g}{2\pi v_F}-1}(t, t_1, t_2) f_{\frac{g}{2\pi v_F}}(t, t_1, t_2) \times \quad (37) \\ & \times \left| \frac{v_F t}{\ell} \right|^{N_1} \left| \frac{v_F t_1}{\ell} \right|^{N_2} \left| \frac{v_F t_2}{\ell} \right|^{N_2} \left| \frac{v_F(t-t_1)}{\ell} \right|^{-N_2} \left| \frac{v_F(t+t_2)}{\ell} \right|^{-N_2} \left| \frac{v_F(t+t_2-t_1)}{\ell} \right|^{N_3}, \end{aligned}$$

where

$$\begin{cases} N_1 = 2(\frac{V_0}{2\pi v_F})^2, \\ N_2 = \frac{V_0}{2\pi v_F} - \frac{gV_0}{2\pi^2 v_F^2}, \\ N_3 = 1 - \frac{g}{\pi v_F} + 2(\frac{g}{2\pi v_F})^2. \end{cases} \quad (38)$$

Recall that we aim to explore the region in the parameter space for which the spectral function has an IR divergence [14–19]. This boils down to the integrability of the volume integral in Eq. 37. We know that $N_1 > -1$ and $N_3 > -1$ (as $|g| \ll v_F$), so we consider two cases: (i) $N_2 < -1$ and (ii) $N_2 > -1$.

$N_2 < -1$

The t_1 - and t_2 -integral have non-integrable integrands with the divergences occurring at $t_1 \rightarrow 0$ and $t_2 \rightarrow 0$ (and not at any other value). The dominant contribution of both integrals is at 0, so we replace every t_1 and t_2 with 0 with an accuracy of $\frac{a}{v_F}$, i.e., we also replace $|\frac{v_F t_1}{\ell}|$ and $|\frac{v_F t_2}{\ell}|$ with $|\frac{a}{\ell}|$:

$$\begin{aligned} \mathcal{A}(E) = & -\frac{\hbar^2}{2\pi^2 a} e^{(\frac{3\pi i}{2} - 2\ln|\frac{a}{\ell}|)(1 - \frac{g}{\pi v_F} + (\frac{V_0}{2\pi v_F})^2)} \left|\frac{a}{\ell}\right|^{2N_2} \int_{-\infty}^{\infty} dt e^{i(E+E_i+E_0-E_{FS})t} \times \\ & \times f_{\frac{g}{2\pi v_F}-1}(t, \mathbf{0}, \mathbf{0}) f_{\frac{g}{2\pi v_F}}(t, \mathbf{0}, \mathbf{0}) \left|\frac{v_F t}{\ell}\right|^{N_1} \left|\frac{v_F t}{\ell}\right|^{-N_2} \left|\frac{v_F t}{\ell}\right|^{-N_2} \left|\frac{v_F t}{\ell}\right|^{N_3} \\ & \propto |E + E_i + E_0 - E_{FS}|^{-(N_1 - 2N_2 + N_3 + 1)}. \end{aligned} \quad (39)$$

We see that the X-ray edge singularity is present for $N_2 < -1$. The last step is based on the definition of the Gamma function, as $f_A(x, y, z)$ is piecewise constant. This relies on the fact that $N_1 - 2N_2 + N_3 > -1$, which follows from

$$N_1 - 2N_2 + N_3 = \frac{1}{2} \left(\left(\frac{g}{\pi v_F} + \frac{V_0}{2\pi v_F} - 1 \right)^2 + \frac{3V_0^2}{4\pi^2 v_F^2} + 1 \right) > 0 > -1. \quad (40)$$

$N_2 > -1$

The non-integrable singularities now lie at $t_1 \rightarrow t$ and $t_2 \rightarrow -t$. We perform the t_2 -integral first, retaining only the dominant contribution of this integral and changing the bound of the t -integral for consistency:

$$\begin{aligned} \mathcal{A}(E) = & -\frac{\hbar^2}{2\pi^2 a} e^{(\frac{3\pi i}{2} - 2\ln|\frac{a}{\ell}|)(1 - \frac{g}{\pi v_F} + (\frac{V_0}{2\pi v_F})^2)} \int_0^{\infty} dt \int_{-\infty}^0 dt_1 e^{i(E+E_i+E_0-E_{FS})t} \times \\ & \times e^{\varepsilon(t_1-t)} e^{-iE_0(t_1+t)} f_{\frac{g}{2\pi v_F}-1}(t, t_1, -t) f_{\frac{g}{2\pi v_F}}(t, t_1, -t) \left|\frac{v_F t}{\ell}\right|^{N_1} \left|\frac{v_F t_1}{\ell}\right|^{N_2} \left|\frac{v_F t}{\ell}\right|^{N_2} \times \\ & \times \left|\frac{v_F(t-t_1)}{\ell}\right|^{-N_2} \left|\frac{a}{\ell}\right|^{-N_2} \left|\frac{v_F t_1}{\ell}\right|^{N_3} \\ = & -\frac{\hbar^2}{2\pi^2 a} e^{(\frac{3\pi i}{2} - 2\ln|\frac{a}{\ell}|)(1 - \frac{g}{\pi v_F} + (\frac{V_0}{2\pi v_F})^2)} \left|\frac{a}{\ell}\right|^{-N_2} \int_0^{\infty} dt \int_{-\infty}^0 dt_1 e^{i(E+E_i-E_{FS})t} e^{\varepsilon(t_1-t)} \times \\ & \times e^{-iE_0 t_1} f_{\frac{g}{2\pi v_F}-1}(t, t_1, -t) f_{\frac{g}{2\pi v_F}}(t, t_1, -t) \left|\frac{v_F t}{\ell}\right|^{N_1+N_2} \left|\frac{v_F t_1}{\ell}\right|^{N_2+N_3} \left|\frac{v_F(t-t_1)}{\ell}\right|^{-N_2}. \end{aligned} \quad (41)$$

The remaining area integral has a non-integrable divergence at $t_1 \rightarrow t$, but this occurs only when $(t, t_1) \rightarrow (0, 0)$. We study this point with the coordinate transformation

$$\begin{cases} u = t + t_1 \\ v = t - t_1 \end{cases} \implies |\det(\mathbf{J}(u, v))| = \frac{1}{2}. \quad (42)$$

The integration bounds change accordingly. The integral diverges as $v \rightarrow 0$, so we keep only its dominant contribution once again:

$$\begin{aligned} \mathcal{A}(E) = & -\frac{\hbar^2}{4\pi^2 a} e^{(\frac{3\pi i}{2} - 2\ln|\frac{a}{\ell}|)(1 - \frac{g}{\pi v_F} + (\frac{V_0}{2\pi v_F})^2)} \left|\frac{a}{\ell}\right|^{-N_2} \int_{-\infty}^0 du \int_u^{-u} dv e^{i(E+E_i-E_{FS})\frac{u+v}{2}} e^{-\varepsilon v} \times \\ & \times e^{-iE_0 \frac{u-v}{2}} f_{\frac{g}{2\pi v_F}-1}\left(\frac{u+v}{2}, \frac{u-v}{2}, -\frac{u+v}{2}\right) f_{\frac{g}{2\pi v_F}}\left(\frac{u+v}{2}, \frac{u-v}{2}, -\frac{u+v}{2}\right) \times \\ & \times \left|\frac{v_F(u+v)}{2\ell}\right|^{N_1+N_2} \left|\frac{v_F(u-v)}{2\ell}\right|^{N_2+N_3} \left|\frac{v_F v}{\ell}\right|^{-N_2} \end{aligned} \quad (43)$$

$$\begin{aligned}
&= -\frac{\hbar^2}{4\pi^2 a} e^{(\frac{3\pi i}{2} - 2\ln|\frac{a}{\ell}|)(1 - \frac{g}{\pi v_F} + (\frac{V_0}{2\pi v_F})^2)} \left| \frac{a}{\ell} \right|^{-2N_2} \int_{-\infty}^0 du e^{i(E+E_i-E_{FS})\frac{u}{2}} \times \\
&\quad \times e^{-iE_0\frac{u}{2}} f_{\frac{g}{2\pi v_F}-1}(\frac{u}{2}, \frac{u}{2}, -\frac{u}{2}) f_{\frac{g}{2\pi v_F}}(\frac{u}{2}, \frac{u}{2}, -\frac{u}{2}) \left| \frac{v_F u}{2\ell} \right|^{N_1+2N_2+N_3} \\
&\propto |E+E_i-E_0-E_{FS}|^{-(N_1+2N_2+N_3+1)}.
\end{aligned}$$

We see that the X-ray edge singularity is present for $N_2 > -1$ too. In the final step, we used the definition of the Gamma function once again. This is allowed, for

$$N_1 + 2N_2 + N_3 = \frac{1}{2} \left(\left(-\frac{g}{\pi v_F} - \frac{V_0}{\pi v_F} - 1 \right)^2 + 1 \right) > 0 > -1. \quad (44)$$

5 Conclusion and outlook

Inserting a dielectric slab between the β -decayer and the solid-state environment introduces Coulomb interactions, causing the disappearance of stability regions in the parameter space plots in Fig. 3, as shown in Section 3. This is detrimental to the visibility of the $C\nu B$ -spectrum.

Rather than increasing the distance between the β -emitter via a dielectric spacer, it has been suggested that depositing the impurities directly onto a substrate with a high dielectric constant may enhance the $C\nu B$ -visibility [12]. In Section 4, we included the effect of the substrate-impurity coupling up to second order and found an X-ray edge singularity, which is favorable in terms of the visibility. We assumed a weak but nonzero coupling, and we expect the presence of a singularity to persist for strong coupling as well. We hope this supposition will be investigated numerically in future research activities.

More importantly, we expect our findings to be useful for experiments involving relic neutrino detection. We note, however, that it is vital to account for more quantum mechanical effects to optimize for an experiment. We provide a non-exhaustive list of such effects to be examined in further research:

- i) phonon emission;
- ii) Friedel oscillations in an ordered sample;
- iii) inhomogeneous broadening due to a disordered sample.

Acknowledgements

KvdM is grateful to Vladimir Gritsev for the stimulating discussions. Both authors thank Alexey Boyarsky for providing the data displayed in Fig. 1.

A Artificial Time Ordering

Let us remark that $[\phi(0, t_1), \phi(0, t_2)] = -i\pi \operatorname{sgn}(t_1 - t_2)$. Substituting this into the BCH formula gives us for $t_2 > t_1$:

$$e^{\lambda_1 \phi(0, t_1)} e^{\lambda_2 \phi(0, t_2)} = e^{i\pi \lambda_1 \lambda_2} e^{\lambda_2 \phi(0, t_2)} e^{\lambda_1 \phi(0, t_1)}. \quad (\text{A.1})$$

Hence,

$$\begin{aligned} \Pi_A(t, t_1, t_2) &:= \langle FS | e^{\frac{iV_0}{2\pi v_F} \phi(0,0)} e^{iA\phi(0, t_1)} e^{-iA\phi(0, t_2+t)} e^{-\frac{iV_0}{2\pi v_F} \phi(0, t)} | FS \rangle \\ &= e^{-i\frac{AV_0}{2v_F}} \langle FS | e^{\frac{iV_0}{2\pi v_F} \phi(0,0)} e^{iA\phi(0, t_1)} e^{-\frac{iV_0}{2\pi v_F} \phi(0, t)} e^{-iA\phi(0, t_2+t)} | FS \rangle \\ &= e^{-i\frac{AV_0}{2v_F}} \theta(t_1 - t) \langle e^{\frac{iV_0}{2\pi v_F} \phi(0,0)} e^{iA\phi(0, t_1)} e^{-iA\phi(0, t_2+t)} e^{-\frac{iV_0}{2\pi v_F} \phi(0, t)} \rangle \\ &\quad + \theta(t - t_1) \langle FS | e^{\frac{iV_0}{2\pi v_F} \phi(0,0)} e^{-\frac{iV_0}{2\pi v_F} \phi(0, t)} e^{iA\phi(0, t_1)} e^{-iA\phi(0, t_2+t)} | FS \rangle \\ &= e^{-i\frac{AV_0}{2v_F}} \theta(t_1 - t) \langle e^{\frac{iV_0}{2\pi v_F} \phi(0,0)} e^{iA\phi(0, t_1)} e^{-iA\phi(0, t_2+t)} e^{-\frac{iV_0}{2\pi v_F} \phi(0, t)} \rangle \\ &\quad + e^{i\pi(\frac{V_0}{2\pi v_F})^2} \theta(t) \langle FS | e^{-\frac{iV_0}{2\pi v_F} \phi(0, t)} e^{\frac{iV_0}{2\pi v_F} \phi(0,0)} e^{iA\phi(0, t_1)} e^{-iA\phi(0, t_2+t)} | FS \rangle \\ &\quad + \theta(t - t_1) \theta(-t) \langle FS | e^{\frac{iV_0}{2\pi v_F} \phi(0,0)} e^{-\frac{iV_0}{2\pi v_F} \phi(0, t)} e^{iA\phi(0, t_1)} e^{-iA\phi(0, t_2+t)} | FS \rangle \\ &= e^{-i\frac{AV_0}{2v_F}} \theta(t_1 - t) \langle e^{\frac{iV_0}{2\pi v_F} \phi(0,0)} e^{iA\phi(0, t_1)} e^{-iA\phi(0, t_2+t)} e^{-\frac{iV_0}{2\pi v_F} \phi(0, t)} \rangle \\ &\quad + e^{i\pi(\frac{V_0}{2\pi v_F})^2} \theta(t) \theta(t_1 - t_2 - t) \langle e^{\frac{iV_0}{2\pi v_F} \phi(0,0)} e^{iA\phi(0, t_1)} e^{-iA\phi(0, t_2+t)} e^{-\frac{iV_0}{2\pi v_F} \phi(0, t)} \rangle \\ &\quad + e^{i\pi(\frac{V_0}{2\pi v_F})^2} e^{i\pi A^2} \theta(t) \theta(t + t_2 - t_1) \langle FS | e^{-\frac{iV_0}{2\pi v_F} \phi(0, t)} e^{\frac{iV_0}{2\pi v_F} \phi(0,0)} \times \\ &\quad \times e^{-iA\phi(0, t_2+t)} e^{iA\phi(0, t_1)} | FS \rangle \\ &\quad + \theta(t - t_1) \theta(-t) \theta(t_1 - t_2 - t) \langle e^{\frac{iV_0}{2\pi v_F} \phi(0,0)} e^{iA\phi(0, t_1)} e^{-iA\phi(0, t_2+t)} e^{-\frac{iV_0}{2\pi v_F} \phi(0, t)} \rangle \\ &\quad + e^{i\pi A^2} \theta(-t) \theta(t_2 + t - t_1) \langle FS | e^{\frac{iV_0}{2\pi v_F} \phi(0,0)} e^{-\frac{iV_0}{2\pi v_F} \phi(0, t)} e^{-iA\phi(0, t_2+t)} e^{iA\phi(0, t_1)} | FS \rangle \\ &= \left(e^{-i\frac{AV_0}{2v_F}} \theta(t_1 - t) + e^{i\pi(\frac{V_0}{2\pi v_F})^2} \theta(t) \theta(t_1 - t_2 - t) + \theta(t) \theta(t + t_2 - t_1) \theta(-t_2 - t) \right. \\ &\quad \left. + e^{i\frac{AV_0}{2v_F}} \theta(t) \theta(t_2 + t) + \theta(t - t_1) \theta(-t) \theta(t_1 - t_2 - t) + e^{i\pi A^2} \theta(t_2 + t - t_1) \theta(-t) \right) \\ &\quad \times \langle FS | \mathcal{T} \left(e^{\frac{iV_0}{2\pi v_F} \phi(0,0)} e^{iA\phi(0, t_1)} e^{-iA\phi(0, t_2+t)} e^{-\frac{iV_0}{2\pi v_F} \phi(0, t)} \right) | FS \rangle \\ &=: f_A(t, t_1, t_2) \langle FS | \mathcal{T} \left(e^{\frac{iV_0}{2\pi v_F} \phi(0,0)} e^{iA\phi(0, t_1)} e^{-iA\phi(0, t_2+t)} e^{-\frac{iV_0}{2\pi v_F} \phi(0, t)} \right) | FS \rangle. \end{aligned} \quad (\text{A.2})$$

References

- [1] Y. Fukuda, T. Hayakawa, E. Ichihara, K. Inoue, K. Ishihara, H. Ishino, Y. Itow, T. Kajita, J. Kameda, S. Kasuga, K. Kobayashi, Y. Kobayashi *et al.*, *Super-kamiokande collaboration: Evidence for oscillation of atmospheric neutrinos*, Phys. Rev. Lett. **81**, 1562 (1998), doi:[10.1103/PhysRevLett.81.1562](https://doi.org/10.1103/PhysRevLett.81.1562).
- [2] Q. R. Ahmad, R. C. Allen, T. C. Andersen, J. D. Anglin, G. Böhler, J. C. Barton, E. W. Beier, M. Bercovitch, J. Bigu, S. Biller, R. A. Black, I. Blevis *et al.*, *Sno collaboration: Measurement of the rate of $\nu_e + d \rightarrow p + p + e^-$ interactions produced by ^8B solar neutrinos at the sudbury neutrino observatory*, Phys. Rev. Lett. **87**, 071301 (2001), doi:[10.1103/PhysRevLett.87.071301](https://doi.org/10.1103/PhysRevLett.87.071301).

-
- [3] S. Weinberg, *Universal neutrino degeneracy*, Phys. Rev. **128**, 1457 (1962), doi:[10.1103/PhysRev.128.1457](https://doi.org/10.1103/PhysRev.128.1457).
 - [4] Y. Cheipesh, V. Cheianov and A. Boyarsky, *Navigating the pitfalls of relic neutrino detection*, <https://arxiv.org/abs/2101.10069>.
 - [5] N. Terzaghi, G. F. Abellán, F. Zimmer and S. Ando, *Impact of neutrino decays on the cosmic neutrino background anisotropies*, <https://arxiv.org/abs/2510.15818>.
 - [6] M. Aker, A. Beglarian, J. Behrens, A. Berlev, U. Besserer, B. Bieringer, F. Block, S. Bobien, M. Böttcher, B. Bornschein, L. Bornschein, T. Brunst *et al.*, *The katrin collaboration: Direct neutrino-mass measurement with sub-electronvolt sensitivity*, Nature Physics **18**, 160 (2022), doi:[10.1038/s41567-021-01463-1](https://doi.org/10.1038/s41567-021-01463-1).
 - [7] E. D. Valentino, A. Melchiorri and J. Silk, *Planck evidence for a closed universe and a possible crisis for cosmology*, Nature Astronomy **4**, 196 (2020), doi:[10.1038/s41550-019-0906-9](https://doi.org/10.1038/s41550-019-0906-9).
 - [8] E. Baracchini, M. G. Betti, M. Biasotti, A. Bosca, F. Calle, J. Carabe-Lopez, G. Cavoto, C. Chang, A. G. Cocco, A. P. Colijn, J. Conrad, N. D'Ambrosio *et al.*, *Ptolemy: A proposal for thermal relic detection of massive neutrinos and directional detection of mev dark matter*, <https://arxiv.org/abs/1808.01892>.
 - [9] S. Nussinov and Z. Nussinov, *Quantum induced broadening: A challenge for cosmic neutrino background discovery*, Phys. Rev. D **105**, 043502 (2022), doi:[10.1103/PhysRevD.105.043502](https://doi.org/10.1103/PhysRevD.105.043502).
 - [10] Y. Cheipesh, I. Ridkokasha, V. Cheianov and A. Boyarsky, *Can we really detect relic neutrinos?*, SciPost Physics Proc. p. 042 (2023), doi:[10.21468/SciPostPhysProc.12.042](https://doi.org/10.21468/SciPostPhysProc.12.042).
 - [11] J. Kostensalo, J. Kotila and J. Suhonen, *Microscopic calculation of the β -decays of 151sm , 171tm , and 210pb with implications to detection of the cosmic neutrino background*, Physics Letters B **840**, 137894 (2023), doi:<https://doi.org/10.1016/j.physletb.2023.137894>.
 - [12] Z. Tan and V. Cheianov, *Importance of the x-ray edge singularity for the detection of relic neutrinos in the ptolemy project*, SciPost Physics **17**, 1 (2024), doi:[10.21468/SciPostPhys.17.1.022](https://doi.org/10.21468/SciPostPhys.17.1.022).
 - [13] N. Thành Long, T. Do, D. Nguyen and T. Phan, *On the electrostatic interaction between point charges due to dielectrical shielding*, Progress In Electromagnetics Research Letters **107**, 111 (2022), doi:[10.2528/PIERL22071401](https://doi.org/10.2528/PIERL22071401).
 - [14] G. D. Mahan, *Excitons in metals: Infinite hole mass*, Phys. Rev. **163**, 612 (1967), doi:[10.1103/PhysRev.163.612](https://doi.org/10.1103/PhysRev.163.612).
 - [15] S. Doniach and M. Sunjic, *Many-electron singularity in x-ray photoemission and x-ray line spectra from metals*, Journal of Physics C: Solid State Physics **3**(2), 285 (1970), doi:[10.1088/0022-3719/3/2/010](https://doi.org/10.1088/0022-3719/3/2/010).
 - [16] B. Roulet, J. Gavoret and P. Nozières, *Singularities in the x-ray absorption and emission of metals. i. first-order parquet calculation*, Phys. Rev. **178**, 1072 (1969), doi:[10.1103/PhysRev.178.1072](https://doi.org/10.1103/PhysRev.178.1072).

-
- [17] P. Nozières, J. Gavoret and B. Roulet, *Singularities in the x-ray absorption and emission of metals. ii. self-consistent treatment of divergences*, Phys. Rev. **178**, 1084 (1969), doi:[10.1103/PhysRev.178.1084](https://doi.org/10.1103/PhysRev.178.1084).
- [18] P. Nozières and C. T. De Dominicis, *Singularities in the x-ray absorption and emission of metals. iii. one-body theory exact solution*, Phys. Rev. **178**, 1097 (1969), doi:[10.1103/PhysRev.178.1097](https://doi.org/10.1103/PhysRev.178.1097).
- [19] K. D. Schotte and U. Schotte, *Tomonaga's model and the threshold singularity of x-ray spectra of metals*, Phys. Rev. **182**, 479 (1969), doi:[10.1103/PhysRev.182.479](https://doi.org/10.1103/PhysRev.182.479).
- [20] D. C. Mattis and E. H. Lieb, *Exact solution of a many-fermion system and its associated boson field*, Journal of Mathematical Physics **6**, 304 (1965), doi:[10.1063/1.1704281](https://doi.org/10.1063/1.1704281).
- [21] S. Naghdi, G. Sanchez-Arriaga and K. Y. Rhee, *Tuning the work function of graphene toward application as anode and cathode*, Journal of Alloys and Compounds **805**, 1117 (2019), doi:<https://doi.org/10.1016/j.jallcom.2019.07.187>.
- [22] D. Lide, *Handbook of chemistry and physics*, In *Properties of the Elements and Inorganic Compounds & Atomic, Molecular, and Optical Physics*, pp. IV-121 to X-148. CRC Press, 84 edn. (2003).
- [23] P. W. Anderson, *Infrared catastrophe in fermi gases with local scattering potentials*, Phys. Rev. Lett. **18**, 1049 (1967), doi:[10.1103/PhysRevLett.18.1049](https://doi.org/10.1103/PhysRevLett.18.1049).
- [24] A. Gogolin, A. Nersesyan and A. Tsvelik, *Bosonization and strongly correlated systems*, In *Gaussian model. Lagrangian formulation*, pp. 16-24. Cambridge University Press, 1 edn. (1998).
- [25] M. Fabrizio, *Brief Introduction to Luttinger Liquids*, pp. 267-312, Springer International Publishing, ISBN 978-3-031-16305-0, doi:[10.1007/978-3-031-16305-0_6](https://doi.org/10.1007/978-3-031-16305-0_6) (2022).