

ZIP-RC: OPTIMIZING TEST-TIME COMPUTE VIA ZERO-OVERHEAD JOINT REWARD-COST PREDICTION

Rohin Manvi^{*‡§}Joey Hong[†]Tim Seyde^{‡§}Maxime Labonne[§]Mathias Lechner^{‡§}Sergey Levine[†]

ABSTRACT

Large language models excel at reasoning but lack key aspects of *introspection*, including the ability to anticipate their own success and the computation required to achieve it. Humans use real-time introspection to decide how much effort to invest, when to make multiple attempts, when to stop, and when to signal success or failure. Without this ability, LLMs struggle to make intelligent meta-cognition decisions. Test-time scaling methods such as Best-of-N drive up cost and latency by using a fixed budget of samples regardless of the marginal benefit of each one at any point in generation, and the absence of confidence signals can mislead people, prevent appropriate escalation to better tools, and undermine trustworthiness. Learned verifiers or reward models can provide confidence estimates, but do not enable adaptive inference and add substantial inference cost by requiring extra models or forward passes. We present ZIP-RC, an adaptive inference method that equips models with zero-overhead inference-time predictions of reward and cost. At every token during generation, ZIP-RC reuses reserved or unused logits in the same forward pass as next-token prediction to output a joint distribution over final reward and remaining length—no extra models, architecture change, or inference overhead. This full joint distribution is used to compute a sampling utility which is the linear combination of the expected maximum reward, total compute, and latency of set of samples if generated to completion. During inference, we maximize this utility with meta-actions that determine which prefix of tokens to continue or initiate sampling from. On mixed-difficulty mathematical benchmarks, ZIP-RC improves accuracy by up to 12% over majority voting at equal or lower average cost, and traces smooth Pareto frontiers between quality, compute, and latency. By providing real-time reward–cost introspection, ZIP-RC allows models to reason adaptively and more efficiently.

1 INTRODUCTION

The rapid evolution of large language models (LLMs) has enabled unprecedented capabilities in complex tasks ranging from general question-answering to automated coding and mathematical reasoning (Brown et al., 2020; Kojima et al., 2022; Wei et al., 2022). To become truly reliable, however, LLMs must develop a capacity for *introspection*: the ability to assess their own progress and anticipate the effort required to succeed. Humans can be introspective and can effectively act upon this information to make better decisions. If a model could predict its future success (reward) *and* the resources needed to achieve it (cost), it could allocate compute more effectively, expose likely failure modes before they occur, and provide transparent signals about confidence and anticipated “thinking time.” A key obstacle has been that such introspection typically requires auxiliary mechanisms that add nontrivial computational overhead and complexity.

The need for introspection is growing more urgent as reasoning traces continue to lengthen. Recent work shows that scaling *test-time* compute through reasoning often yields larger performance gains

^{*}Corresponding author, rohinm@berkeley.edu

[†]UC Berkeley

[‡]MIT CSAIL

[§]Liquid AI

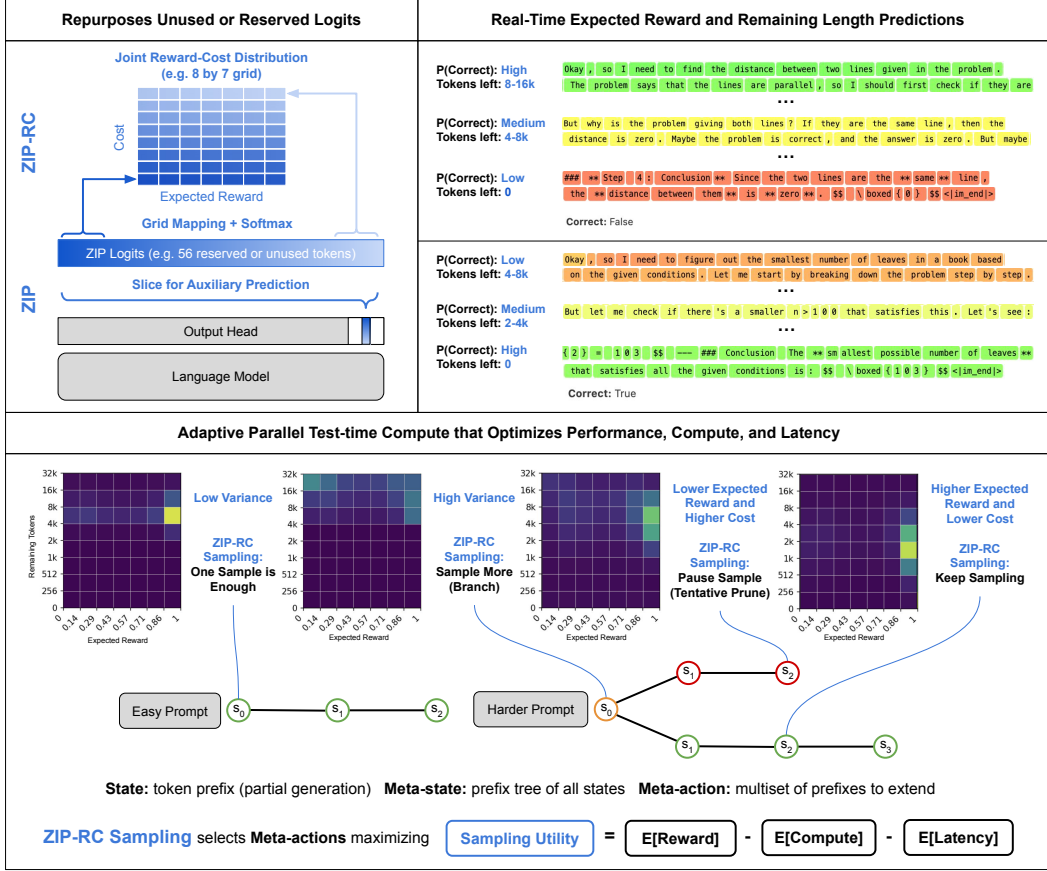


Figure 1: Top left shows how ZIP repurposes reserved or unused logits in the output head of a language model to instantiate auxiliary predictions, such as the grid mapping for the joint reward-cost distribution that ZIP-RC uses. Top right demonstrates how ZIP-RC can provide real-time expected reward and remaining length predictions. Finally, the bottom shows the joint distributions from ZIP-RC and how they indicate optimal sampling strategies. ZIP-RC sampling uses these joint distributions to calculate a sampling utility to autonomously select meta-actions for optimal test-time compute allocation.

than simply increasing model size (Wang et al., 2023b; Yao et al., 2023; Jaech et al., 2024; Snell et al., 2024; Guo et al., 2025). But performance has scaled only logarithmically with additional computation, forcing models to produce ever longer chains of thought—sometimes tens of thousands of tokens today and plausibly orders of magnitude more in the future (Wu et al., 2024). With time as a fundamental limiting resource, a critical question is how to use a fixed wall-clock budget to achieve the highest performance possible.

A promising approach is the canonical test-time scaling method *Best-of-N* (BoN) sampling, which generates N candidates and selects the best using a learned verifier, reward model, or majority vote (Cobbe et al., 2021; Zheng et al., 2023; Kwon et al., 2023; Lightman et al., 2023b; Wang et al., 2023b). While appealing in theory due to its parallelism, BoN is not adaptive: every trajectory is carried to completion regardless of promise. On easy tasks this wastes computation, and on hard tasks it inflates latency, since wall-clock time is governed by the longest generation and both length and total compute grow with N (Leviathan et al., 2023). What is missing is a way for models to anticipate which samples are worth continuing and which should be paused or abandoned, so that parallel effort is concentrated on trajectories most likely to succeed and fastest to complete.

Early-stopping and pruning methods aim to reduce BoN’s inefficiency by terminating unpromising samples mid-generation (Fu et al., 2025; Huang et al., 2025). These approaches are valuable first steps toward adaptivity, but they typically rely on *scalar* signals—such as a confidence score from a classifier—on simple heuristics. This creates two limitations. First, a scalar cannot capture

the central reward–cost trade-off: a low-confidence trajectory may be worthwhile if nearly finished, while a high-confidence one may be impractical if it implies a long, costly continuation. Second, these methods do not quantify the marginal benefit of drawing more samples, which depends on the entire reward distribution rather than its expectation. As a result, such strategies can reduce compute in some cases but often fail to improve wall-clock time, falling short of the broader goal of enabling models to allocate compute adaptively—expending more effort on difficult queries and less on easy ones (Manvi et al., 2024; Graves, 2016).

We introduce ZIP-RC, an adaptive inference framework that addresses these limitations by training language models to provide zero-overhead, inference-time predictions of the *joint distribution* over reward and cost. At each decoding step, unused vocabulary logits parameterize a joint distribution over final reward and remaining generation length (see fig. 1). Access to the full joint—not just a scalar—enables order-statistic calculations that quantify the marginal utility of continuing partial samples or spawning additional samples. For example, when the predicted reward distribution has high variance, allocating more samples can substantially increase the expected maximum reward. We maximize a *sampling utility* that explicitly balances accuracy, compute, and latency through a linear combination of their expectations. The coefficients of the linear combination can be tuned to the desired balance of reward, compute, and latency. Optimizing this utility produces the behaviors observed in our experiments: when latency is prioritized, ZIP-RC spawns larger pools of samples and schedules early pruning to chase an early finisher; when compute is prioritized, it deprioritizes low-value trajectories aggressively and allocates more samples only when they are likely to pay off.

Experiments on mixed-difficulty mathematical benchmarks show that ZIP-RC improves accuracy by up to 12% over majority voting while using less average cost. By adjusting the utility coefficients, it traces smooth Pareto frontiers between accuracy, compute, and latency. We contribute a method for zero-overhead inference-time prediction of the joint distribution of reward and cost which enables models to be introspective for more interpretable generations and the maximization of a sampling utility to improve performance with fixed compute and latency.

2 RELATED WORK

Improving the efficiency and reliability of LLM reasoning requires both new methods for guiding generation and principled strategies for allocating computational resources at inference time. Our work builds on three key areas of research: the use of verifiers for response selection, process-level rewards for fine-grained feedback, and adaptive inference strategies for efficient computation.

Verifiers and reward models for output selection. A common approach to enhancing LLM performance is to train an external verifier or reward model (RM) to assess the quality of complete responses. Such models provide outcome-based feedback, typically assigning a scalar score or probability of correctness to an entire output sequence. Outcome RMs have been widely used in reasoning and alignment works, from math problem solving to preference-based fine-tuning (Cobbe et al., 2021; Yu et al., 2023; Stiennon et al., 2020). They can be integrated during training, as in reinforcement learning settings (Ouyang et al., 2022; Bai et al., 2022), or applied at inference time through selection strategies such as Best-of-N sampling (Cobbe et al., 2021; Li et al., 2022). Recent work has explored unifying the generator and verifier, using the model’s own logits for certain tokens as a proxy for a reward model (Ren et al., 2023). Our work extends this introspective direction, moving beyond scalar correctness prediction to modeling a joint distribution over the expected future reward and computational cost at every token.

Process-based rewards for fine-grained feedback. A limitation of outcome-supervision is its reliance on a sparse reward signal that makes credit assignment challenging, especially for long reasoning chains. Process-based reward models (PRMs) instead score intermediate steps via human annotation (Lightman et al., 2023b), LLM-as-judge (Zheng et al., 2023), or automated token-level value estimates. These automated estimates can be generated by propagating final outcome rewards back to individual tokens (Liu et al., 2024) or through other value estimation techniques (Uesato et al., 2022; Luo et al., 2024). While most PRMs aim to improve the training signal, our goal is distinct: we use predictive feedback in real time to guide inference itself. Closest to the calibration side of this literature, Damani et al. (2025) augment a binary correctness reward with a confidence score to improve model calibration. Our approach is complementary: rather than training for calibrated confidence, we predict a joint distribution over future reward and future cost, turning process-level signals into a direct control knob for utility-aware inference.

Adaptive inference and introspective models. Our work enables a form of adaptive inference, a long-standing goal in machine learning (Graves, 2016; Bengio et al., 2015) that has become increasingly critical for large models (Snell et al., 2024). Adaptive methods that use multiple models or sequential sampling have been explored (Damani et al., 2024; Wang et al., 2024). A more recent direction has involved parallel sampling that includes the pruning of unpromising generation paths. For instance, recent methods terminate samples based on mid-generation confidence scores (Manvi et al., 2024; Fu et al., 2025) or prune exploration based on step-wise consistency checks (Aggarwal et al., 2023). We advance this line of work with a more general formulation: instead of relying on simple heuristics for pruning, we use our joint reward-cost predictions to explicitly optimize a utility function. This enables a richer set of meta-actions, such as dynamically resizing the sample pool and reallocating budget across trajectories. Conceptually, our approach parallels the integration of value functions with search in reinforcement learning (Silver et al., 2016), where predictive signals guide exploration. It is also complementary to inference optimization techniques like speculative decoding (Leviathan et al., 2023), which accelerate generation at the token level. By providing real-time estimates of success and cost, the predictions from ZIP-RC contribute to a broader vision of introspective models that report their internal states (Binder et al., 2024; Kadavath et al., 2022), enhancing efficiency and interpretability.

3 PRELIMINARIES

Generation as a token-level MDP. We formalize text generation as a finite-horizon Markov Decision Process (MDP), following Ramamurthy et al. (2022). The MDP is defined by the tuple $M = (\mathcal{S}, \mathcal{A}, R, P, \gamma, H)$ over a finite vocabulary \mathcal{V} , where \mathcal{S} is the state space, and \mathcal{A} the action space, R the reward function, P the transition function, $\gamma \in [0, 1]$ the discount factor, and H the horizon. Given an input prompt $\mathbf{x} = (x_0, \dots, x_m)$ consisting of tokens in the vocabulary $x_i \in \mathcal{V}$, the initial state is $s_0 = \mathbf{x}$. At timestep t , the LLM acts as a policy $\pi(a_t | s_t)$ that outputs the probability distribution over actions $a_t \in \mathcal{V}$. The transition function P deterministically appends a_t to state s_t , yielding next state $s_{t+1} = (x_0, \dots, x_m, a_0, \dots, a_t)$. The episode terminates when the model emits an end-of-sequence token $\langle \text{EOS} \rangle$ or the length of the generated sequence reaches the horizon H . Upon termination at timestep T , the environment returns a terminal reward $R(s_T)$. The discount factor is defined as $\gamma = 1$ and the value of any state s_t under policy π is the expected terminal reward from that state onward $V(s_t) = \mathbb{E}_\pi [R(s_T) | s_t]$ where s_T is a random variable.

Best-of-N. Best-of- N (BoN) is an inference-time selection mechanism that decouples generation from evaluation to improve output quality. Given a prompt \mathbf{x} and a generator policy π , the method draws N independent and identically distributed (i.i.d.) terminated states $s_T^{(1)}, \dots, s_T^{(N)}$ from the policy. A learned verifier $\hat{V} : \mathcal{V}^* \rightarrow \mathbb{R}$, typically a reward model, then assigns a scalar score to each terminated state. The final output is the state with the highest score, selected as

$$s_T^* \in \arg \max_{i \in [N]} \hat{V}(s_T^{(i)}). \quad (1)$$

The selection depends only on the relative ordering of scores from $\hat{V}(\cdot)$, ties are broken arbitrarily.

4 ZERO-OVERHEAD INFERENCE-TIME PREDICTION OF REWARD & COST

We introduce Zero-overhead Inference-time Prediction (ZIP), a method for extracting auxiliary signals during inference without extra models, architectural changes, or forward passes. ZIP repurposes the logits of a small set of reserved tokens to parameterize these auxiliary predictions within the same forward pass that generates the next-token probabilities. We then instantiate ZIP for reward and cost prediction (ZIP-RC).

Zero-overhead inference-time prediction (ZIP). Let \mathcal{V} be the vocabulary and $\mathcal{R} \subset \mathcal{V}$ a fixed contiguous set of *reserved tokens*. At decoding step t , the model produces logits $z_t \in \mathbb{R}^{|\mathcal{V}|}$. ZIP interprets logits over \mathcal{R} as parameters of an auxiliary predictor (e.g. via a softmax). A rough visualization of this is shown in the top right of fig. 1. Before sampling, these logits are masked to

remove probability mass:

$$\pi_\theta(a_t | s_t) = \begin{cases} \frac{\exp(z_t[a_t])}{\sum_{v \in \mathcal{V} \setminus \mathcal{R}} \exp(z_t[v])}, & a_t \in \mathcal{V} \setminus \mathcal{R}, \\ 0, & a_t \in \mathcal{R}. \end{cases} \quad (2)$$

Thus, each forward pass yields both (i) the decoding distribution on $\mathcal{V} \setminus \mathcal{R}$ and (ii) auxiliary predictions from $z_t[\mathcal{R}]$, incurring zero additional cost at inference time.

During training, we supervise the auxiliary head via a task-specific loss \mathcal{L}_{aux} applied to $z_t[\mathcal{R}]$ (e.g., cross-entropy for categorical targets, Bernoulli NLL for binary targets, MSE for continuous targets), while regularizing the policy toward a frozen copy of the original policy π :

$$\mathcal{L}(s_t) = \mathcal{L}_{\text{aux}}(s_t) + \alpha_{\text{KL}} \text{KL}(\pi_\theta(\cdot | s_t) \| \pi(\cdot | s_t)). \quad (3)$$

ZIP is agnostic to the prediction target or loss, it simply standardizes how auxiliary predictions are produced during inference, with zero inference overhead. An alternative that keeps the model frozen is discussed in section A.3.

ZIP-RC: joint reward-cost distribution prediction. We use ZIP to predict a *joint distribution* over the (expected) reward and remaining length of a rollout using π starting from any prefix s_t . We can define the random variables

$$Z^\pi(s_t) = V(s_T) = \mathbb{E}[R(s_T)], \quad L^\pi(s_t) = |s_T| - |s_t|, \quad (4)$$

that denote the expected terminal reward and the remaining length. In practice, we approximate $V(s_T)$ with a realized $\hat{V}(s_T)$ from a learned verifier. We discretize the range of values into B_V bins with boundaries $\{v_b\}_{b=1}^{B_V+1}$ and lengths into B_T bins with boundaries $\{t_\ell\}_{\ell=1}^{B_T+1}$, assigning one reserved token per (b, ℓ) using index in the output vocabulary \mathcal{V} given by $i_{b,\ell} = i_{\mathcal{R}} + (b-1)B_T + (\ell-1)$, where $i_{\mathcal{R}}$ is the index of the first reserved token. Let $z_t^{\text{aux}}(b, \ell) \equiv z_t[r_{b,\ell}]$. The joint distribution is

$$p_\theta(b, \ell | s_t) = \frac{\exp(z_t^{\text{aux}}(b, \ell))}{\sum_{b'=1}^{B_V} \sum_{\ell'=1}^{B_T} \exp(z_t^{\text{aux}}(b', \ell'))}. \quad (5)$$

A rough visual representation of the grid mapping and examples of this learned distribution is shown in fig. 1. Given a completed trajectory s_T , for each timestep we construct training targets for each prefix s_t by computing (b^*, ℓ^*) such that

$$\hat{V}(s_T) \in [v_{b^*}, v_{b^*+1}), \quad |s_T| - |s_t| \in [t_{\ell^*}, t_{\ell^*+1}). \quad (6)$$

Finally, we train with cross-entropy $\mathcal{L}_{\text{aux}}(s_t) = -\log p_\theta(b^*, \ell^* | s_t)$, together with the policy-preserving KL above. Other practical implementation details are discussed in section A.1.

Why expected reward instead of realized reward? It may initially seem unnatural to use an estimated value $\hat{V}(s_T)$ by a trained critic rather than the realized reward. To explain this choice, let $s_T^{(1)}, \dots, s_T^{(N)} \stackrel{\text{i.i.d.}}{\sim} \pi_\theta(\cdot | s_0)$ be completions for a prompt, and \hat{V} the estimated value function used in BoN selection. The chosen index $s_T^* = \arg \max_i \hat{V}(s_T^{(i)})$ yields score $\hat{V}(s_T^*) = \max_{i \in [N]} \hat{V}(s_T^{(i)})$. Modeling the distribution of possible terminal values $V^\pi(s_T)$ via $\hat{V}(s_T)$ rather than possible terminal rewards $R(s_T)$: (i) aligns with the actual selection objective, and (ii) admits closed-form order-statistic expectations since noisy environment rewards from $R(s_T)$ cannot be assumed to be independent but its expectation $V(s_T)$ can.

ZIP-RC for sample selection and interpretability. Using the learned joint distribution, we can also compute individual marginal distributions:

$$q_\theta^V(b | s_t) = \sum_{\ell=1}^{B_T} p_\theta(b, \ell | s_t), \quad q_\theta^L(\ell | s_t) = \sum_{b=1}^{B_V} p_\theta(b, \ell | s_t), \quad (7)$$

which can be used to estimate the value and the expected remaining tokens to completion

$$V^\pi(s_t) = \mathbb{E}[Z^\pi(s_t)] \approx \sum_{b=1}^{B_V} \frac{v_b + v_{b+1}}{2} q_\theta^V(b | s_t), \quad \mathbb{E}[L^\pi(s_t)] \approx \sum_{\ell=1}^{B_T} \frac{t_\ell + t_{\ell+1}}{2} q_\theta^L(\ell | s_t). \quad (8)$$

Here, the value estimation can be used for final sample selection and both the value and the expected remaining tokens to completion act as confidence and “thinking time” signals. A rough visualization of the interpretable signals is shown in the top right of fig. 1.

5 TEST-TIME COMPUTE USING ZIP-RC (ZIP-RC SAMPLING)

While large language models are post-trained to maximize the likelihood of high-reward generations, they remain imperfect policies due to finite data and compute. Low-reward completions are often sampled even when their deficiencies are apparent—either implicitly through low likelihood or explicitly via external reward models. Even greedy decoding (temperature 0) does not guarantee high-likelihood or high-reward outputs. Thus, one-shot sampling is insufficient for reliably accomplishing tasks. Test-time methods such as majority voting, BoN, Weighted BoN, and Pass@k show the alternative: by actively searching across multiple trajectories, they substantially outperform single-sample decoding. The performance gap highlights that the gain comes from active *search*.

Existing test-time methods, however, are heuristic and often inefficient. BoN can, in principle, explore as much as all other approaches with a large enough N , but this is impractical given compute and latency constraints. While more sophisticated search strategies like beam search try to explore more efficiently by allowing for intermediate branching and pruning at intervals, one could imagine removing constraints on search further. Though the goal of test-time search is clear—maximize task success while minimizing generation cost—prior methods do not achieve this in a principled way. Our goal is to propose a method that does. In this section, we introduce *ZIP-RC sampling*, which leverages predictions from ZIP-RC to explicitly optimize generations for both success and cost.

5.1 SEARCH AS DECISION-MAKING UNDER A META-MDP.

We first formalize the problem of test-time search as decision-making under a high-level MDP that we dub a *meta-MDP*. We describe the components of the meta-MDP in detail below:

Meta-states. At timestep t , the meta-state is a prefix tree (trie) S_t rooted at the prompt \mathbf{x} . Formally, $S_t = (\mathcal{N}_t, \mathcal{E}_t, r)$ where $\mathcal{E}_t \subseteq \mathcal{N}_t \times \mathcal{V} \times \mathcal{N}_t$ is the set of directed edges (s, a, s') labeled by tokens $a \in \mathcal{V}$, r is the root corresponding to the prompt, and each node $s \in \mathcal{N}_t$ represents the prefix given by the concatenation of the root and the token labels along the path from r to s . Each node also corresponds to a state in the base MDP as it is a sequence of tokens that the base policy has generated. A prefix is finished if its last edge is the special token $\langle \text{EOS} \rangle$, corresponding to the terminal state in the base MDP. Initially, $S_0 = (\{r\}, \emptyset, r)$ where r is the root containing the prompt. Conceptually, the meta-state therefore encodes all prefixes processed or generated by the policy. In practice, the trie only requires space on the order of the total tokens generated to represent all sequences, and their corresponding prefixes can be stored in the KV cache.

Meta-actions. At step t , the meta-action selects a finite multiset of prefixes (nodes) $A_t \subseteq \mathbb{M}(\mathcal{N}_t)$ to continue sampling from. Multiplicity encodes branching: if prefix s appears r times in A_t , then s is sampled from r times independently. This definition encodes any viable single-token sampling and any strategy one might want to perform. If $s \in A_{t-1}$ but none of its children appear in A_t , this is equivalent to pausing or pruning. If $s \in A_t$ already has children, this is equivalent to backtracking.

Meta-transition function. Given (S_t, A_t) , for each occurrence of $s \in A_t$ we sample $a \sim \pi(\cdot \mid s)$ and add the edge (s, a, s') and its child s' to the trie, yielding S_{t+1} . For notational simplicity, we treat π as part of the transition dynamics of the meta-MDP so the transition function $P(S_{t+1} \mid S_t, A_t)$ implicitly includes sampling from π . The process terminates at horizon T , corresponding to the maximum allowed search steps.

Meta-reward function. At each step we incur a cost $C(S_t, A_t) = \beta(\alpha |\text{supp}(A_t)| + (1 - \alpha))$, where $\text{supp}(A_t)$ is the set of distinct prefixes chosen in A_t (one forward pass per unique prefix) and the second term accounts for step latency. The parameter $\alpha \in [0, 1]$ balances compute versus latency, and $\beta > 0$ sets the trade-off between reward and cost. At the terminal timestep T , one completed generation s_T^* is selected, and the reward is the base MDP reward $R(s_T^*)$. Including this cost term is essential, since otherwise one could trivially maximize reward by always branching.

Search strategies as meta-policies. A strategy μ is a policy in this meta-MDP: at each timestep it maps the current prefix tree S_t to a multiset $A_t = \mu(S_t)$ of nodes to expand, and at horizon T selects a finished f^* . BoN corresponds to placing N copies of the root in A_0 and thereafter always expanding every unfinished leaf until completion, finally selecting the highest-scoring candidate. Beam search with width B instead enforces $|A_t| = B$ at all times: at most steps A_t is just the B current leaves, but at pruning intervals of length k it ranks leaves by a score, discards the weakest p , and duplicates stronger ones so that the frontier is refilled back to B , thereby pruning and branching in a controlled manner before ultimately selecting the best finished prefix at T .

5.2 COMPUTING AN OPTIMAL ZERO-OVERHEAD SEARCH STRATEGY

It is clear from our formalism what an optimal search strategy should be: at every timestep t , the optimal strategy μ^* should choose the meta-action that maximizes:

$$\mu^*(S_t) = \arg \max_{A_t} Q^{\mu^*}(S_t, A_t), \quad (9)$$

where we define a *meta* Q-function over the meta-MDP for a strategy μ as,

$$Q^\mu(S_t, A_t) = \mathbb{E}_\mu \left[R(s_T^*) - \sum_{t'=t}^{T-1} C(S_{t'}, A_{t'}) \mid S_t, A_t \right]. \quad (10)$$

However, computing Q^μ for arbitrary strategies μ is often intractable, primarily because we cannot generate on-policy trajectories from μ without incurring too much computational overhead.

The sampling utility. To avoid having to generate rollouts, we consider a class of *predefined* strategies at any timestep t as follows:

$$M_t = \{ \mu : \mu(\cdot \mid S_{t'}) = f(\{\pi(\cdot \mid s_t)\}_{s_t \in \mathcal{N}_t}), \forall t' \geq t \}, \quad (11)$$

where f denotes any function of the set of next-token distributions for every prefix in the meta-state. Concretely, M_t consists of all strategies where future meta-actions are determined entirely from generation behavior at timestep t . This essentially means for $\mu \in M_t$, we can compute its value Q^μ without explicitly executing μ over future timesteps.

For any meta-state and meta-action at timestep t , we define the *sampling utility* to be the value of some strategy in the aforementioned class of strategies M_t . Because each strategy performs worse than optimal strategy μ^* due to the imposed constraint, we choose the best-performing strategy in M_t to act as the tightest possible lower-bound

$$\mathcal{U}(S_t, A_t) = \max_{\mu \in M_t} Q^\mu(S_t, A_t) \leq Q^{\mu^*}(S_t, A_t). \quad (12)$$

We show later how this maximization over M_t , as well as computation of Q^μ for $\mu \in M_t$, can be done tractably using the quantities obtained via ZIP-RC, *without any additional forward passes, auxiliary models, or architectural modifications* beyond standard decoding.

Finally, ZIP-RC sampling is defined as the strategy that maximizes our proposed sampling utility:

$$\mu^{\text{ZIP-RC}}(S_t) = \arg \max_{A_t} \mathcal{U}(S_t, A_t). \quad (13)$$

Intuitively, we can derive the following property of our learned strategy:

Theorem 5.1. *At every timestep t , our strategy $\mu^{\text{ZIP-RC}}$ performs better than any predefined strategy $\mu \in M_t$. Namely, for any meta-state S_t , we have*

$$Q^{\text{ZIP-RC}}(S_t, \mu^{\text{ZIP-RC}}(S_t)) \geq Q^\mu(S_t, \mu(S_t)), \forall \mu \in M_t. \quad (14)$$

Proof. We can prove this via induction on t . Naively, this holds for terminal timestep $t = T$. For any $\mu \in M_t$, we let $A_t^{\text{ZIP-RC}} = \mu^{\text{ZIP-RC}}(S_t)$ and $A_t^\mu = \mu(S_t)$. Then, we have

$$Q^{\text{ZIP-RC}}(S_t, A_t^{\text{ZIP-RC}}) = Q^{\text{ZIP-RC}}(S_{t+1}, A_{t+1}^{\text{ZIP-RC}}) - C(S_t, A_t^{\text{ZIP-RC}}). \quad (15)$$

□

Therefore, ZIP-RC sampling is a powerful test-time search strategy that explicitly optimizes for reward and generation cost by adaptively reallocating compute at each step.

Approximating the sampling utility. To approximate the sampling utility, we aim to answer two questions: (1) for every meta-state S_t and action A_t , how do we search for a strategy $\mu \in M_t$ that achieves a high value $Q^\mu(S_t, A_t)$, and (2) how do we compute $Q^\mu(S_t, A_t)$ tractably using only predictions by ZIP-RC.

First, let us consider the naive strategy μ^{Rollouts} of always selecting the unfinished leaf-node descendants of the prefixes in the current action A_t , or in other words, obtaining *rollouts* or generations using π starting from each selected prefix. At the end, μ^{Rollouts} selects the generation with the highest value $V^\pi(s_T)$, similar to BoN. Its meta-MDP state-action value is exactly given by:

$$Q^{\text{Rollouts}}(S_t, A_t) = \mathbb{E}_{\mu^{\text{Rollouts}}} \left[R(s_T^*) - \sum_{t'=t}^{T-1} C(S_{t'}, A_{t'}) \mid S_t, A_t \right] \quad (16)$$

$$\begin{aligned} &= \mathbb{E} \left[\max_{s \in A_t} Z^\pi(s) - \beta \left(\alpha \sum_{s \in A_t} L^\pi(s) + (1 - \alpha) \max_{s \in A_t} L^\pi(s) \right) \right] \\ &= \mathbb{E} \left[\max_{s \in A_t} Z^\pi(s) \right] - \beta \left(\alpha \sum_{s \in A_t} \mathbb{E}[L^\pi(s)] + (1 - \alpha) \mathbb{E} \left[\max_{s \in A_t} L^\pi(s) \right] \right). \end{aligned} \quad (17)$$

We can observe that the expression Q^{Rollouts} contains several interpretable quantities. Namely, the expected maximum value quantifies the marginal benefit of branching or pruning; the incremental gain from increasing N is large when the value distribution has high variance, and conversely, the marginal loss of pruning is small under low variance. Furthermore, the expected maximum remaining tokens and the expected total tokens capture the marginal cost of branching; increasing N always increases the expected total remaining tokens and the maximum remaining length, which drives up latency, and pruning will always reduce the cost.

While μ^{Rollouts} has several nice properties, the strategy itself is naive as it assigns maximum cost for every new sample and does not consider that those samples can be pruned in the future. This is exacerbated further by the empirical correlation between the length of reasoning traces and the likelihood that they are incorrect. Being able to “bet” on an early finishing sample that has high reward is crucial. To remedy this problem, we introduce an additional parameter into the meta-value that enables the μ^{Rollouts} strategy to prune each sample in the future at a predefined horizon.

Formally, let $Q^{\text{Rollouts}}(S_t, A_t; \mathcal{H}_t)$ be the value of executing μ^{Rollouts} , with the additional capability that each active prefix $s \in A_t$ will stop generating upon reaching length $h_s \in \mathcal{H}_t$, where \mathcal{H}_t is a set of lengths of size $|A_t|$. We can now define an improved lower bound by maximizing over \mathcal{H}_t :

$$Q^{\text{Rollouts}}(S_t, A_t; \mathcal{H}_t^*) = \max_{\mathcal{H}_t} Q^{\text{Rollouts}}(S_t, A_t; \mathcal{H}_t) \geq Q^{\text{Rollouts}}(S_t, A_t), \quad (18)$$

where it is easy to see that the our new meta-value is monotonically better than the value of the naive μ^{Rollouts} strategy without pruning capabilities. We use this to approximate the sampling utility:

$$\mathcal{U}(S_t, A_t) = Q^{\text{Rollouts}}(S_t, A_t; \mathcal{H}_t^*). \quad (19)$$

Tractable computation of expectations. Next, we show how our sampling utility in Equation 19 can be computed tractably using only predictions by ZIP-RC. Predicting Q^{Rollouts} is straightforward since we can estimate distributions over the value $q_\theta^V(\cdot | s_t)$ and remaining-tokens $q_\theta^L(\cdot | s_t)$ conditioned on each prefix s_t using our previously proposed ZIP-RC. Hence, we can estimate by computing:

$$\mathbb{E} \left[\max_{s \in A_t} Z^\pi(s) \right] \approx \sum_{b=1}^{B_V} \frac{v_b + v_{b+1}}{2} (F_\theta^{V, \max}(b | A_t) - F_\theta^{V, \max}(b-1 | A_t)), \quad (20)$$

$$\mathbb{E}[L^\pi(s)] \approx \sum_{\ell=1}^{B_T} \frac{t_\ell + t_{\ell+1}}{2} q_\theta^L(\ell | s), \quad (21)$$

$$\mathbb{E} \left[\max_{s \in A_t} L^\pi(s) \right] \approx \sum_{\ell=1}^{B_T} \frac{t_\ell + t_{\ell+1}}{2} (F_\theta^{L, \max}(\ell | A_t) - F_\theta^{L, \max}(\ell-1 | A_t)), \quad (22)$$

where

$$F_{\theta}^{V,\max}(b \mid A_t) = \prod_{s \in A_t} F_{\theta}^V(b \mid s), \quad F_{\theta}^{L,\max}(\ell \mid A_t) = \prod_{s \in A_t} F_{\theta}^L(\ell \mid s), \quad (23)$$

$$F_{\theta}^V(b \mid s) = \sum_{j \leq b} q_{\theta}^V(j \mid s), \quad F_{\theta}^L(\ell \mid s) = \sum_{j \leq \ell} q_{\theta}^L(j \mid s). \quad (24)$$

Now, to incorporate the predefined horizons \mathcal{H}_t over all prefixes A_t , we modify the joint distribution $p_{\theta}(b, \ell \mid s)$ to a *capped* joint $p_{\theta}(b, \ell \mid s; h_s)$ that collapses probability mass beyond the cap h_s into a designated “clipped” state (b_0, h_s) :

$$p_{\theta}(b, \ell \mid s; h_s) = \begin{cases} p_{\theta}(b, \ell \mid s), & \ell \leq h_s, \\ \mathbf{1}\{b = b_0, \ell = h_s\} \sum_{b'} \sum_{\ell' > h_s} p_{\theta}(b', \ell' \mid s), & \ell > h_s. \end{cases} \quad (25)$$

This construction ensures that all probability mass corresponding to continuations exceeding the allowed horizon is reassigned to a truncated state at $\ell = h_s$, while the value component is collapsed to the designated base bin b_0 to reflect the forfeited reward from pruning.

From the capped joints, we can recover the corresponding marginal distributions:

$$q_{\theta}^V(b \mid s; h_s) = \sum_{\ell=1}^{B_T} p_{\theta}(b, \ell \mid s; h_s), \quad q_{\theta}^L(\ell \mid s; h_s) = \sum_{b=1}^{B_V} p_{\theta}(b, \ell \mid s; h_s). \quad (26)$$

These capped marginals directly encode the expected effect of planned pruning on both value and remaining length for each prefix. Notice that this is only possible by modeling the joint distribution as ZIP-RC is defined and is not possible with only the two marginal distributions. Thus, we demonstrate that we are able to compute our sampling utility in Equation 19 using only our zero-overhead predictions from ZIP-RC.

Summary. ZIP-RC sampling defines a meta-policy that, at each meta-state S_t , selects the meta-action A_t —a multiset of prefixes to expand for one decoding step—that maximizes the *sampling utility* in eq. (19). This utility is the state–action value of the best policy in the predefined strategy class M_t , whose future behavior is fixed. Because ZIP-RC sampling re-optimizes A_t at every timestep, it adapts online to the stochastic evolution of the prefix tree: if current trajectories are projected to be costly or low-value, it can immediately redirect computation elsewhere. As formalized in eq. (14), this dynamic strategy is guaranteed to perform at least as well as any predefined policy in M_t .

To approximate the sampling utility tractably, we use the value of the best rollouts-with-pruning strategy $Q^{\text{Rollouts}}(S_t, A_t; \mathcal{H}_t^*)$, in which each prefix may continue only up to an optimized (and possibly distinct) horizon. This value can be computed in closed form using ZIP-RC’s joint reward–cost predictions. Concretely, for every prefix $s \in A_t$, we: (i) obtain its predicted joint distribution $p_{\theta}(b, \ell \mid s)$; (ii) apply the prefix-specific horizon using the capped construction in eq. (26); and (iii) compute the expectations of the required order statistics using eq. (22). This yields a fully tractable, zero-overhead estimate of the sampling utility for any candidate meta-action.

Practical considerations. Prompts differ widely in their typical reasoning-trace lengths, so the cost coefficient β may be normalized per prompt using the procedure in section A.2 to ensure stable reward–cost tradeoffs. Because the full meta-action space is large and joint optimization over per-prefix horizons is combinatorial, we use several practical reductions—restricting candidate prefixes, prioritizing high-value/low-length nodes, and employing a shared horizon—as detailed in section A.2. Finally, ZIP-RC predictions incur zero additional *model* compute; ZIP-RC sampling adds only lightweight CPU-side computation to evaluate the sampling utility.

6 EXPERIMENTS

Our experiments aim to test the following hypotheses:

- (1) ZIP-RC can accurately predict the joint reward-cost distribution.

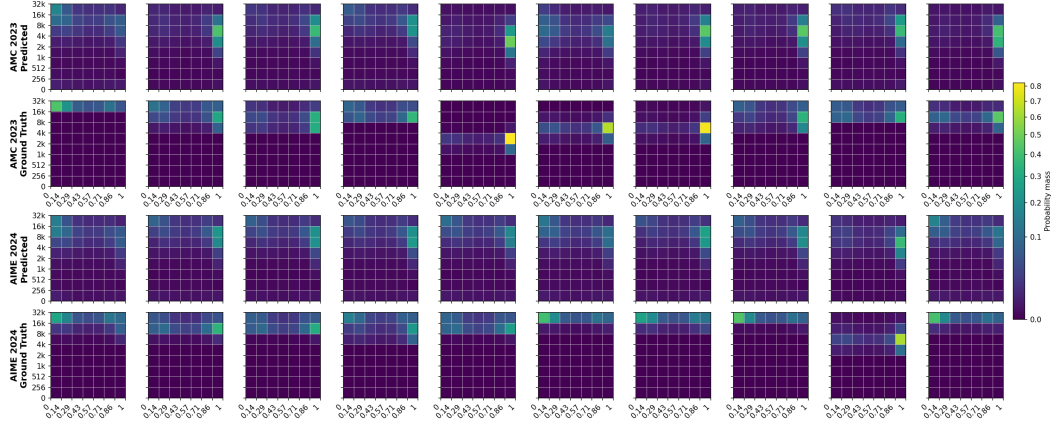


Figure 2: Predictions and ground truth for the initial joint distributions of 10 questions randomly sampled from the AMC 2023 benchmark and 10 questions from the AIME 2024 benchmark. The ground truth for each prompt was estimated with 256 rollouts from Qwen3-1.7B, and predictions were made using ZIP-RC trained with the same model. This shows that the joint distribution from ZIP-RC is calibrated and relatively accurate in forecasting the outcomes of its own rollouts.

Model	Beginning (Reward+Cost)	End (Reward)		
	Total Variation	F1 Score	Accuracy	Recall (Incorrect)
Qwen3-1.7B	0.46	0.91	0.88	0.82
LFM2-1.2B	0.45	0.91	0.87	0.69
LFM2-350M	0.48	0.80	0.82	0.87

Table 1: Prediction accuracy of ZIP-RC at the beginning and end of generation. At the beginning, no ground-truth reward or remaining-length label exists due to stochastic decoding, so we evaluate the joint reward-cost prediction using Total Variation. At the end of generation, the ground-truth reward is known, allowing us to report F1 score, accuracy, and incorrect-answer recall using a threshold of 0.5.

- (2) ZIP-RC sampling can be tuned to balance between output quality, and compute cost and latency, tracing a Pareto frontier over the quantities over strong inference baselines.
- (3) ZIP-RC sampling is adaptive and generalizes across tasks of varying difficulty and across models of varying size.

We will describe and present results that provide positive evidence for each hypothesis individually.

6.1 EXPERIMENTAL SETUP

Models. We use three open models spanning capability and scale: *Qwen3-1.7B* (Alibaba) in reasoning mode (Yang et al., 2025); *LFM2-1.2B Math* (Liquid AI), a compact mathematical-reasoning model (LiquidAI, 2025); and *LFM2-350M Math*, a smaller variant targeting efficient math reasoning. Unless stated otherwise, decoding is identical across methods; ZIP-RC modifies only the sampling policy at inference time.

Training data for ZIP-RC and baselines. We construct a mathematical training corpus by combining DeepScaleR (Luo et al., 2025), the MATH training split (Hendrycks et al., 2021), and the GSM8K training split (Cobbe et al., 2021). For each prompt, we generate two on-policy rollouts per model, yielding roughly 100k rollouts in total. We then label each rollout for correctness against the ground-truth answer. These labeled rollouts are used to train model-specific ZIP-RC predictors as well as any learned baselines.

Baselines. We evaluate against the following baselines that consist of popular sampling strategies that fall under the parallel sampling paradigm where multiple candidate samples are generated in parallel and there is some selection method. Other notable paradigms include beam search or self-refinement. However, we use parallel sampling methods, which are the most commonly used and reported as they do not suffer from collapsing diversity issues that arise from branching and gen-

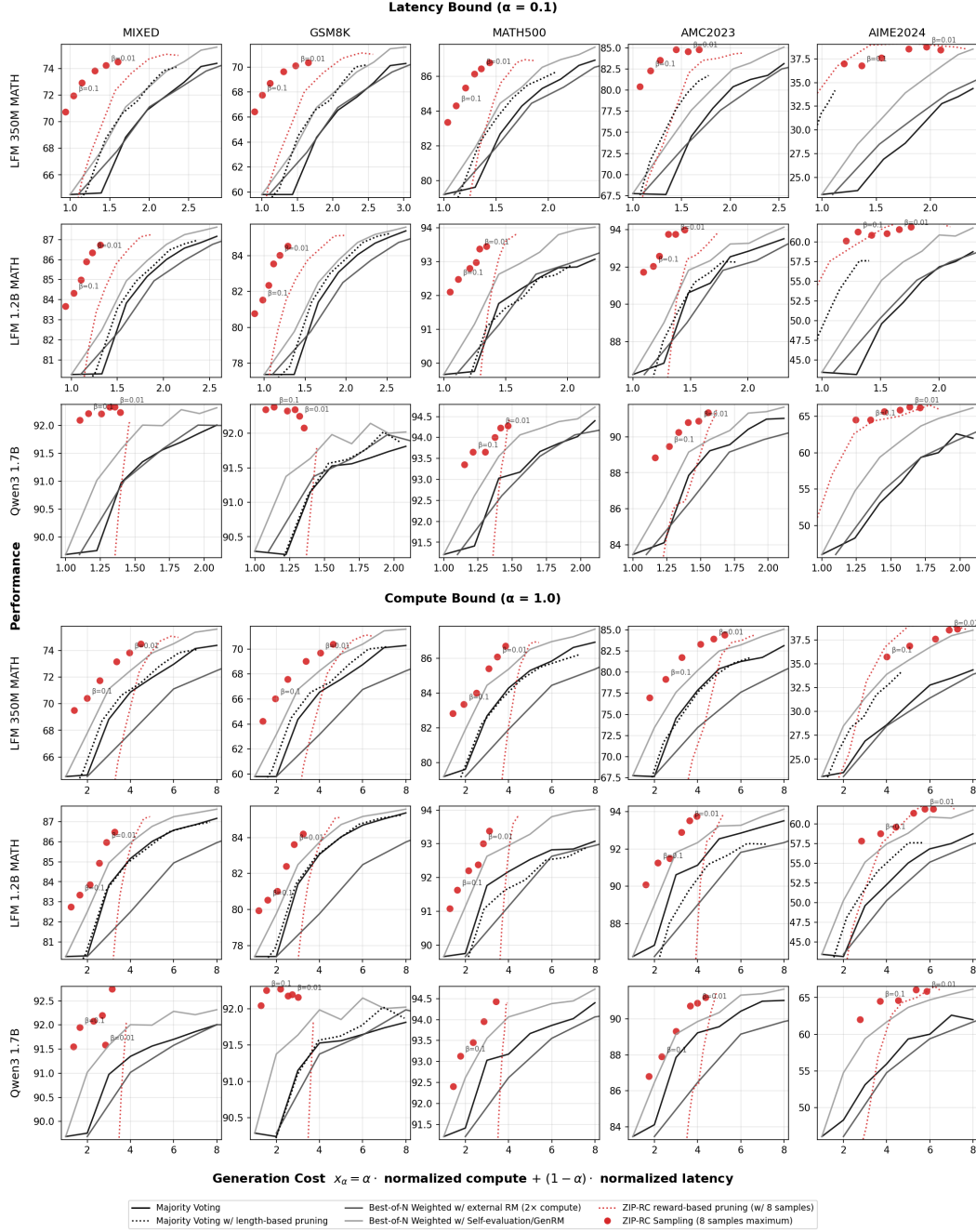


Figure 3: Performance of ZIP-RC sampling and baselines across all models and benchmarks. The top half demonstrates the latency bound setting where $\alpha = 0.1$, and the bottom half demonstrates the compute bound setting where $\alpha = 1.0$. Adjusting β in ZIP-RC sampling allows it to trade generation cost for higher performance (similar to increasing N in BoN) while adjusting α allows it to adjust the prioritization of compute and latency. By navigating the Pareto frontier and allocating generation cost adaptively, ZIP-RC sampling significantly outperforms majority voting and other baselines.

erating with similar prefixes or the ballooning latency issues from methods that generate samples sequentially. We use stronger adaptations of Best-of- N (BoN), and an ablation of ZIP-RC that performs pruning without the sampling utility optimization and instead uses the expected reward directly.:

Model	Method	Gen. Cost	AIME2024	AMC2023	MATH-500	GSM8K	Mixed
Qwen3-1.7B	ZIP-RC sampling	1.43	65.8	90.9	94.1	92.2	92.2
	Majority Voting	1.40	53.1	87.9	93.0	91.2	91.0
	MV length-prune	1.46	25.1	58.5	84.7	91.6	88.0
	Weighted BoN ext. RM	1.43	54.7	86.5	92.6	91.4	91.0
	Weighted BoN Self-eval	1.40	59.4	89.1	93.6	91.6	91.6
	ZIP-RC reward prune	1.33	43.3	86.0	90.3	89.6	88.9
LFM2-1.2B	ZIP-RC sampling	1.35	60.9	93.5	93.4	83.6	86.0
	Majority Voting	1.60	49.6	90.6	91.8	81.4	83.8
	MV length-prune	1.70	51.3	89.8	91.6	83.0	84.9
	Weighted BoN ext. RM	1.53	50.3	89.0	91.1	79.8	82.5
	Weighted BoN Self-eval	1.60	55.1	91.8	92.6	82.5	84.9
	ZIP-RC reward prune	1.49	57.5	90.2	92.5	83.8	85.8
LFM2-350M	ZIP-RC sampling	1.49	38.8	83.9	86.1	70.1	74.1
	Majority Voting	1.70	26.9	74.5	82.7	64.4	68.8
	MV length-prune	1.66	28.3	74.8	83.6	66.5	70.6
	Weighted BoN ext. RM	1.59	28.5	73.4	81.9	63.2	67.8
	Weighted BoN Self-eval	1.70	31.4	77.6	84.4	66.8	71.1
	ZIP-RC reward prune	1.27	21.7	69.7	83.2	63.0	67.8

Table 2: Performance and generation cost at $\alpha = 0.1$ under matched-cost configurations. ZIP-RC sampling uses $\beta = 0.01$ and a maximum of eight samples. MV uses three samples; MV length-prune uses four; Weighted BoN Self-eval (GenRM) uses three; Weighted BoN with external RM uses two; and ZIP-RC reward prune uses a 0.4 threshold with eight samples.

- (1) *Majority Voting (MV)* (self-consistency), which selects the most frequent final answer, breaking ties uniformly at random (Wang et al., 2023a). This is an extremely common method since it does not require any learned verifier.
- (2) *MV with length-based pruning*, which discards very long, potentially looping samples (cut at 8k tokens). This baseline acts as a sanity check to see if our latency gains only come from preventing looping samples from generating to the maximum 32k generation length.
- (3) *Weighted BoN with external RM*, which scores each sample with a separate reward model trained on the same math corpus; because the RM reprocesses the full sequence without KV cache, FLOPs roughly double relative to generation alone (Li et al., 2023). This baseline demonstrates strong performance that goes beyond Best-of-N sampling.
- (4) *Weighted BoN with self-evaluation (GenRM)*, which replaces the external RM with trained self-evaluations derived from the generator (Manvi et al., 2024; Zhang et al., 2025; Mahan et al., 2024). We specifically include this baseline as it is another method that uses less compute than external reward models for selection.
- (5) *ZIP-RC with reward-based pruning*, which starts with a fixed pool and prunes any trajectory whose predicted expected reward falls below a threshold using ZIP-RC’s real-time signal. This acts as a natural and strong ablation to our sampling utility optimization as it directly prunes weak samples that have less promise than those with high expected reward.

Benchmarks. We report performance on *AIME 2024*, *AMC 2023*, *MATH-500* (Lightman et al., 2023a), and *GSM8K*. We additionally evaluate on a *Concatenated Mixed-Difficulty Benchmark* formed by concatenating the above, which probes adaptive allocation across difficulties.

Metrics. First and foremost we measure accuracy on each benchmark as it is an obvious and good measure for performance and high-quality responses. Beyond performance, we measure efficiency and latency. *Normalized compute* reports total FLOPs per prompt normalized by the FLOPs of a single-sample generation for that prompt. We compute FLOPs with the standard $2N$ rule (proportional to the sum of input and generated tokens) and account for KV caching where applicable. *Normalized best-case latency* measures the lower bound on wall-clock time as the maximum number of sequential forward passes across the candidate set; with unconstrained data-parallel sampling, latency is governed by the longest trajectory. *Generation cost* aggregates these via a linear combination, $\text{GenCost} = \alpha \cdot \text{NormCompute} + (1 - \alpha) \cdot \text{NormLatency}$. Unless otherwise specified, we use $\alpha = 0.1$, which roughly balances compute and latency in typical parallel regimes (e.g., eight parallel samples often behave like two to three serial generations in practice). For ZIP-RC sampling we

sweep β , which trades off expected quality against cost in the utility; when reporting matched-cost comparisons we set $\beta = 0.005$ and cap the pool at 8 samples for fair comparison to other baselines.

6.2 ACCURACY OF ZIP-RC’S REAL-TIME PREDICTIONS

ZIP provides auxiliary predictions with zero overhead, but for this to be useful they must be reliable. We first visually validate whether the joint reward-cost distribution predictions from ZIP-RC are reasonable. To do so, we first obtain ground truth estimates of the joint distributions at the start of generation on AMC 2023 + AIME 2024, which exhibit nontrivial error rates and diverse reasoning trace lengths. The ground truth estimates are derived with 256 rollouts from Qwen3-1.7B and the predictions are made using ZIP-RC trained with the same model. From the 10 random examples from each benchmark in fig. 2 we can see that the predictions are calibrated and relatively accurate in forecasting the distribution of outcomes.

To quantitatively validate the accuracy of the predictions, we measure the total variation at the beginning of generation using the same ground truth joint distribution estimates, as well as standard classification metrics for reward prediction using a threshold of 0.5. As seen in table 1, the total variations from the ground truth confirm the visual validation that the predicted distributions are relatively close to the ground truth, and the reward prediction at the end of generation further confirms this; it demonstrates high accuracy in terms of F1 Score, accuracy, and recall for incorrect answers (using a threshold of 0.5). Overall, these results indicate that ZIP-RC and ZIP predictions can be calibrated and accurate despite being done in the same forward pass as next-token prediction.

6.3 TRACING THE QUALITY–COMPUTE–LATENCY FRONTIER

We next test whether maximizing the sampling utility with specific cost coefficients achieves controllable tradeoffs. At each decision point, ZIP-RC evaluates meta-actions that serve three complementary purposes. First, initiating new samples only when necessary and avoiding continuing to generate low-value trajectories saves compute, which is reflected in the compute bound setting in the bottom half of fig. 3 ($\alpha = 1.0$), where ZIP-RC achieves compute savings. Second, penalizing the continued sampling of long outliers avoids samples that would dominate latency. Third, expanding the initial pool of samples while planning to use a near-term maximum horizon enables the search to pursue early finishers without paying the full wall-clock cost of long runs. These mechanisms together drive the latency savings observed in the top half of fig. 3 ($\alpha = 0.0$). In both settings β is successfully used similar to N in BoN in order to increase performance for more generation cost. Parameters α and β together thus provide simple control knobs over compute–latency emphasis and quality–cost trade-off.

Across both α regimes, ZIP-RC sampling traces smooth Pareto frontiers that strictly dominate MV across benchmarks and scales validating that a single utility can jointly improve quality, compute, and latency. When $\alpha = 0.1$ (latency-emphasis), it substantially reduces cost, with the largest relative reduction observed on LFM2-350M (up to roughly 40%). Because we cap at eight samples, the frontier saturates once pass@8 performance is reached for a given β .

6.4 ADAPTIVE INFERENCE WITH ZIP-RC SAMPLING

Finally, we compare ZIP-RC sampling against all baselines at matched generation cost with $\alpha = 0.1$ in table 2. Two patterns emerge: (i) at fixed cost, ZIP-RC improves accuracy relative to MV and weighted BoN baselines; (ii) it allocates more samples to harder instances (AIME/AMC) and to weaker models, while pruning aggressively on easier problems or stronger models.

At matched cost, ZIP-RC sampling improves accuracy over MV and weighted BoN on all models and benchmarks. On harder subsets such as AIME 2024, gains reach up to 12% absolute while using less average cost. The adaptive policy naturally uses more samples when the predicted reward distribution is high-variance—where the expected benefit of best-of- N is greatest—and conserves compute when one trajectory is expected to be dominant. This pattern is evident on the mixed-difficulty benchmark (left-most column in fig. 3) and across model scales: weaker models and harder tasks receive more samples, leading to higher overall accuracy.

Takeaways. ZIP-RC’s real-time predictions are accurate and reliable enough to enable principled search during decoding. This yields (i) reliable mid-generation detection of weak or overlong trajectories, (ii) smooth and tunable Pareto frontiers between quality, compute, and latency, and (iii)

adaptive allocation that consistently outperforms fixed-budget Best-of- N at the same or lower cost.

7 CONCLUSION

We introduced ZIP-RC, a zero-overhead framework for introspective inference that predicts future reward and cost by repurposing existing logits. This enables principled, real-time decoding search during inference, yielding up to 12% absolute accuracy gains over strong Best-of- N baselines at a lower average cost, while tracing a smooth Pareto frontier between quality, compute, and latency. These findings open natural extensions, such as applying it to diverse domains and testing fully dynamic resource allocation across different models and reasoning modes. Ultimately, ZIP-RC marks a conceptual shift from rigid, heuristic-based scaling to principled, utility-aware inference. By empowering models to anticipate their success and computational cost, our work is a key step toward more autonomous, reliable, and efficient LLMs. A limitation of our method is that we rely on LLMs achieving sufficient diversity of samples during inference; namely, if we double the number of initial samples, but the new samples are not sufficiently different, then our method and any similar test-time compute method like BoN is unable to achieve higher performance. We believe an important direction of future work is investigating how to improve diversity of samples during inference, potentially by using a mixture of prompts or even models. Overall, we believe ZIP-RC establishes a strong foundation for the next generation of introspective models and provides a timely, impactful contribution to adaptive test-time scaling.

REFERENCES

- Pranjal Aggarwal, Aman Madaan, Yiming Yang, et al. Let’s sample step by step: Adaptive-consistency for efficient reasoning and coding with llms. *arXiv preprint arXiv:2305.11860*, 2023.
- Yuntao Bai, Andy Jones, Kamal Ndousse, Amanda Askell, Anna Chen, Nova DasSarma, Dawn Drain, Stanislav Fort, Deep Ganguli, Tom Henighan, et al. Training a helpful and harmless assistant with reinforcement learning from human feedback. *arXiv preprint arXiv:2204.05862*, 2022.
- Emmanuel Bengio, Pierre-Luc Bacon, Joelle Pineau, and Doina Precup. Conditional computation in neural networks for faster models. *arXiv preprint arXiv:1511.06297*, 2015.
- Felix J Binder, James Chua, Tomek Korbak, Henry Sleight, John Hughes, Robert Long, Ethan Perez, Miles Turpin, and Owain Evans. Looking inward: Language models can learn about themselves by introspection. *arXiv preprint arXiv:2410.13787*, 2024.
- Tom Brown, Benjamin Mann, Nick Ryder, Melanie Subbiah, Jared D Kaplan, Prafulla Dhariwal, Arvind Neelakantan, Pranav Shyam, Girish Sastry, Amanda Askell, et al. Language models are few-shot learners. *Advances in neural information processing systems*, 33:1877–1901, 2020.
- Karl Cobbe, Vineet Kosaraju, Mohammad Bavarian, Mark Chen, Heewoo Jun, Lukasz Kaiser, Matthias Plappert, Jerry Tworek, Jacob Hilton, Reiichiro Nakano, et al. Training verifiers to solve math word problems. *arXiv preprint arXiv:2110.14168*, 2021.
- Mehul Damani, Idan Shenfeld, Andi Peng, Andreea Bobu, and Jacob Andreas. Learning how hard to think: Input-adaptive allocation of lm computation, 2024. URL <https://arxiv.org/abs/2410.04707>.
- Mehul Damani, Isha Puri, Stewart Slocum, Idan Shenfeld, Leshem Choshen, Yoon Kim, and Jacob Andreas. Beyond binary rewards: Training lms to reason about their uncertainty. *arXiv preprint arXiv:2507.16806*, 2025.
- Yichao Fu, Xuwei Wang, Yuandong Tian, and Jiawei Zhao. Deep think with confidence. *arXiv preprint arXiv:2508.15260*, 2025.
- Alex Graves. Adaptive computation time for recurrent neural networks. *arXiv preprint arXiv:1603.08983*, 2016.
- Daya Guo, Dejian Yang, Haowei Zhang, Junxiao Song, Ruoyu Zhang, Runxin Xu, Qihao Zhu, Shirong Ma, Peiyi Wang, Xiao Bi, et al. Deepseek-r1: Incentivizing reasoning capability in llms via reinforcement learning. *arXiv preprint arXiv:2501.12948*, 2025.
- Dan Hendrycks, Collin Burns, Saurav Kadavath, Akul Arora, Steven Basart, Eric Tang, Dawn Song, and Jacob Steinhardt. Measuring mathematical problem solving with the math dataset. *NeurIPS*, 2021.
- Chengsong Huang, Langlin Huang, Jixuan Leng, Jiacheng Liu, and Jiaxin Huang. Efficient test-time scaling via self-calibration. *arXiv preprint arXiv:2503.00031*, 2025.
- Aaron Jaech, Adam Kalai, Adam Lerer, Adam Richardson, Ahmed El-Kishky, Aiden Low, Alec Helyar, Aleksander Madry, Alex Beutel, Alex Carney, et al. Openai o1 system card. *arXiv preprint arXiv:2412.16720*, 2024.
- Saurav Kadavath, Tom Conerly, Amanda Askell, Tom Henighan, Dawn Drain, Ethan Perez, Nicholas Schiefer, Zac Hatfield-Dodds, Nova DasSarma, Eli Tran-Johnson, et al. Language models (mostly) know what they know. *arXiv preprint arXiv:2207.05221*, 2022.
- Takeshi Kojima, Shixiang Shane Gu, Machel Reid, Yutaka Matsuo, and Yusuke Iwasawa. Large language models are zero-shot reasoners. *Advances in neural information processing systems*, 35:22199–22213, 2022.
- Minae Kwon, Sang Michael Xie, Kalesha Bullard, and Dorsa Sadigh. Reward design with language models. *arXiv preprint arXiv:2303.00001*, 2023.

Yaniv Leviathan, Matan Kalman, and Yossi Matias. Fast inference from transformers via speculative decoding. In *International Conference on Machine Learning*, pp. 19274–19286. PMLR, 2023.

Yifei Li, Zeqi Lin, Shizhuo Zhang, Qiang Fu, Bei Chen, Jian-Guang Lou, and Weizhu Chen. Making large language models better reasoners with step-aware verifier, 2023. URL <https://arxiv.org/abs/2206.02336>.

Yujia Li, David Choi, Junyoung Chung, Nate Kushman, Julian Schrittwieser, Rémi Leblond, Tom Eccles, James Keeling, Felix Gimeno, Agustin Dal Lago, et al. Competition-level code generation with alphacode. *Science*, 378(6624):1092–1097, 2022.

Hunter Lightman, Vineet Kosaraju, Yura Burda, Harri Edwards, Bowen Baker, Teddy Lee, Jan Leike, John Schulman, Ilya Sutskever, and Karl Cobbe. Let’s verify step by step. *arXiv preprint arXiv:2305.20050*, 2023a.

Hunter Lightman, Vineet Kosaraju, Yuri Burda, Harrison Edwards, Bowen Baker, Teddy Lee, Jan Leike, John Schulman, Ilya Sutskever, and Karl Cobbe. Let’s verify step by step. In *The Twelfth International Conference on Learning Representations*, 2023b.

LiquidAI. Introducing lfm2: The fastest on-device foundation models on the market, 2025. URL <https://www.liquid.ai/blog/liquid-foundation-models-v2-our-second-series-of-generative-ai-models>.

Liangchen Luo, Yinxiao Liu, Rosanne Liu, Samrat Phatale, Meiqi Guo, Harsh Lara, Yunxuan Li, Lei Shu, Yun Zhu, Lei Meng, et al. Improve mathematical reasoning in language models by automated process supervision. *arXiv preprint arXiv:2406.06592*, 2024.

Michael Luo, Sijun Tan, Justin Wong, Xiaoxiang Shi, William Y. Tang, Manan Roongta, Colin Cai, Jeffrey Luo, Li Erran Li, Raluca Ada Popa, and Ion Stoica. Deepscaler: Surpassing o1-preview with a 1.5b model by scaling rl. <https://pretty-radio-b75.notion.site/DeepScaleR-Surpassing-O1-Preview-with-a-1-5B-Model-by-Scaling-RL-19681902c1468005b>, 2025. Notion Blog.

Dakota Mahan, Duy Van Phung, Rafael Rafailov, Chase Blagden, Nathan Lile, Louis Castricato, Jan-Philipp Fränken, Chelsea Finn, and Alon Albalak. Generative reward models, 2024. URL <https://arxiv.org/abs/2410.12832>.

Rohin Manvi, Anikait Singh, and Stefano Ermon. Adaptive inference-time compute: Llms can predict if they can do better, even mid-generation. *arXiv preprint arXiv:2410.02725*, 2024.

Long Ouyang, Jeffrey Wu, Xu Jiang, Diogo Almeida, Carroll Wainwright, Pamela Mishkin, Chong Zhang, Sandhini Agarwal, Katarina Slama, Alex Ray, et al. Training language models to follow instructions with human feedback. *Advances in neural information processing systems*, 35: 27730–27744, 2022.

Rajkumar Ramamurthy, Prithviraj Ammanabrolu, Kianté Brantley, Jack Hessel, Rafet Sifa, Christian Bauckhage, Hannaneh Hajishirzi, and Yejin Choi. Is reinforcement learning (not) for natural language processing: Benchmarks, baselines, and building blocks for natural language policy optimization. *arXiv preprint arXiv:2210.01241*, 2022.

Jie Ren, Yao Zhao, Tu Vu, Peter J Liu, and Balaji Lakshminarayanan. Self-evaluation improves selective generation in large language models. In *Proceedings on*, pp. 49–64. PMLR, 2023.

David Silver, Aja Huang, Chris J Maddison, Arthur Guez, Laurent Sifre, George Van Den Driessche, Julian Schrittwieser, Ioannis Antonoglou, Veda Panneershelvam, Marc Lanctot, et al. Mastering the game of go with deep neural networks and tree search. *nature*, 529(7587):484–489, 2016.

Charlie Snell, Jaehoon Lee, Kelvin Xu, and Aviral Kumar. Scaling llm test-time compute optimally can be more effective than scaling model parameters. *arXiv preprint arXiv:2408.03314*, 2024.

Nisan Stiennon, Long Ouyang, Jeffrey Wu, Daniel Ziegler, Ryan Lowe, Chelsea Voss, Alec Radford, Dario Amodei, and Paul F Christiano. Learning to summarize with human feedback. *Advances in neural information processing systems*, 33:3008–3021, 2020.

- Jonathan Uesato, Nate Kushman, Ramana Kumar, Francis Song, Noah Siegel, Lisa Wang, Antonia Creswell, Geoffrey Irving, and Irina Higgins. Solving math word problems with process-and outcome-based feedback. *arXiv preprint arXiv:2211.14275*, 2022.
- Xinglin Wang, Shaoxiong Feng, Yiwei Li, Peiwen Yuan, Yueqi Zhang, Boyuan Pan, Heda Wang, Yao Hu, and Kan Li. Make every penny count: Difficulty-adaptive self-consistency for cost-efficient reasoning. In *North American Chapter of the Association for Computational Linguistics*, 2024. URL <https://api.semanticscholar.org/CorpusID:271957303>.
- Xuezhi Wang, Jason Wei, Dale Schuurmans, Quoc Le, Ed Chi, Sharan Narang, Aakanksha Chowdhery, and Denny Zhou. Self-consistency improves chain of thought reasoning in language models, 2023a. URL <https://arxiv.org/abs/2203.11171>.
- Xuezhi Wang, Jason Wei, Dale Schuurmans, Quoc V Le, Ed H Chi, Sharan Narang, Aakanksha Chowdhery, and Denny Zhou. Self-consistency improves chain of thought reasoning in language models. In *The Eleventh International Conference on Learning Representations*, 2023b.
- Jason Wei, Xuezhi Wang, Dale Schuurmans, Maarten Bosma, Fei Xia, Ed Chi, Quoc V Le, Denny Zhou, et al. Chain-of-thought prompting elicits reasoning in large language models. *Advances in neural information processing systems*, 35:24824–24837, 2022.
- Yangzhen Wu, Zhiqing Sun, Shanda Li, Sean Welleck, and Yiming Yang. Inference scaling laws: An empirical analysis of compute-optimal inference for problem-solving with language models. *arXiv preprint arXiv:2408.00724*, 2024.
- An Yang, Anfeng Li, Baosong Yang, Beichen Zhang, Binyuan Hui, Bo Zheng, Bowen Yu, Chang Gao, Chengen Huang, Chenxu Lv, Chujie Zheng, Dayiheng Liu, Fan Zhou, Fei Huang, Feng Hu, Hao Ge, Haoran Wei, Huan Lin, Jialong Tang, Jian Yang, Jianhong Tu, Jianwei Zhang, Jianxin Yang, Jiaxi Yang, Jing Zhou, Jingren Zhou, Junyang Lin, Kai Dang, Keqin Bao, Kexin Yang, Le Yu, Lianghao Deng, Mei Li, Mingfeng Xue, Mingze Li, Pei Zhang, Peng Wang, Qin Zhu, Rui Men, Ruize Gao, Shixuan Liu, Shuang Luo, Tianhao Li, Tianyi Tang, Wenbiao Yin, Xingzhang Ren, Xinyu Wang, Xinyu Zhang, Xuancheng Ren, Yang Fan, Yang Su, Yichang Zhang, Yinger Zhang, Yu Wan, Yuqiong Liu, Zekun Wang, Zeyu Cui, Zhenru Zhang, Zhipeng Zhou, and Zihan Qiu. Qwen3 technical report, 2025. URL <https://arxiv.org/abs/2505.09388>.
- Shunyu Yao, Dian Yu, Jeffrey Zhao, Izhak Shafran, Tom Griffiths, Yuan Cao, and Karthik Narasimhan. Tree of thoughts: Deliberate problem solving with large language models. *Advances in neural information processing systems*, 36:11809–11822, 2023.
- Fei Yu, Anningzhe Gao, and Benyou Wang. Ovm, outcome-supervised value models for planning in mathematical reasoning. *arXiv preprint arXiv:2311.09724*, 2023.
- Lunjun Zhang, Arian Hosseini, Hritik Bansal, Mehran Kazemi, Aviral Kumar, and Rishabh Agarwal. Generative verifiers: Reward modeling as next-token prediction, 2025. URL <https://arxiv.org/abs/2408.15240>.
- Lianmin Zheng, Wei-Lin Chiang, Ying Sheng, Siyuan Zhuang, Zhanghao Wu, Yonghao Zhuang, Zi Lin, Zhuohan Li, Dacheng Li, Eric Xing, et al. Judging llm-as-a-judge with mt-bench and chatbot arena. *Advances in neural information processing systems*, 36:46595–46623, 2023.

A APPENDIX

A.1 ZIP-RC IMPLEMENTATION DETAILS

Remaining-token discretization. For the joint ZIP-RC head, we discretize the remaining-length variable $L_T^\pi(s_t)$ using logarithmic bins. Let $\{t_\ell\}_{\ell=1}^{B_T+1}$ denote the bin boundaries, and define bin ℓ as $[t_\ell, t_{\ell+1})$ with representative value $(t_\ell + t_{\ell+1})/2$. To obtain fine resolution for short continuations while keeping B_T small, we collapse all very short lengths into a single initial “startup” bin and set the remaining boundaries to grow as powers of two. This construction preserves precision where it matters while limiting the number of reserved tokens required for ZIP-RC.

KL weight. In practice, the KL term is a very small component of the total loss because the policy remains close to the original policy as seen in fig. 4. Accordingly, we use a relatively large coefficient α_{KL} , typically in the range 10–100.



Figure 4: KL divergence from the original policy during training of ZIP-RC with and without the KL term. Using $\alpha_{\text{KL}} = 10$ keeps the KL nearly zero throughout training, stabilizing around 0.005. Without the KL term, the policy eventually changes, emphasizing the importance and effectiveness of this component of the ZIP objective. We used the same training data as in our main experiments.

Temporal smoothing. Token-level ZIP-RC predictions can be noisy. At inference time we optionally smooth the joint by averaging the last W predictions along the current trajectory: for a prefix s_t we set

$$\bar{p}_\theta(b, \ell | s_t) = \frac{1}{W} \sum_{w=0}^{W-1} p_\theta(b, \ell | s_{t-w}), \quad (27)$$

where the sum runs over the previous non-terminal prefixes on the same path. We use \bar{p}_θ in place of p_θ when computing the ZIP-RC marginals and the sampling utility.

A.2 ZIP-RC SAMPLING IMPLEMENTATION DETAILS

Normalization of cost term β . Because rollout lengths can differ by orders of magnitude across prompts, we rescale the cost coefficient β by a per-prompt estimate of the typical total token count. At decision step t , we use the normalized coefficient

$$\tilde{\beta}_t = \frac{\beta}{\bar{B}_t}, \quad \text{where} \quad \bar{B}_t = \frac{1}{|A_t|} \sum_{s \in A_t} (|s| + \mathbb{E}[L_T^\pi(s)]). \quad (28)$$

Here $|s|$ is the current length of prefix s , and $\mathbb{E}[L_T^\pi(s)]$ is its predicted remaining tokens from ZIP-RC. This keeps the reward–cost tradeoff stable across prompts with very short or very long generations.

Practical reduction of the search space. The full meta-action space over multisets of nodes in the prefix tree is extremely large, and jointly optimizing per-prefix horizons is combinatorial. In our implementation we therefore operate within a structured subclass of meta-actions and horizons.

First, at timestep t we restrict candidate meta-actions to multisets over the root and the unfinished leaves of S_t with multiplicity only allowed at the root, and further downselect to a small set of prefixes prioritized by higher predicted value and lower predicted remaining length under ZIP-RC. Second, when computing the sampling utility we use a single shared horizon h_t for all active prefixes, rather than independent horizons per prefix, reducing the search over pruning schedules to a one-dimensional search over h_t . Finally, instead of recomputing $\mu^{\text{ZIP-RC}}(S_t)$ at every token, we update the meta-action only at fixed intervals and simply continue all currently active prefixes in between. These design choices substantially reduce the search space while preserving an expressive and adaptive family of strategies. This represents just one concrete instantiation of our framework; many other reductions are possible.

A.3 ZIP-RC-LITE

We add an ablation we refer to as ZIP-RC-Lite where we use the ZIP-RC objective described in eq. (3) with the KL term removed, keeping only the output head of the language model trainable while freezing the rest of the model. As shown in fig. 5 and table 3, we find that ZIP-RC-Lite is able to non-trivially predict the joint distribution but unsurprisingly struggles to do so as accurately as ZIP-RC. Its predictions are poorly calibrated and may not be suitable for interpretability of the generation process and output. Despite this, we find that ZIP-RC-Lite search provides substantial gains with respect to baselines in the latency-bound setting with $\alpha = 0.1$, suggesting that predicting the expected reward and remaining length to any degree is useful for pruning overly long trajectories as seen in the first row of fig. 6. However, we do find that ZIP-RC-Lite substantially over-allocates compute in the compute-bound setting with $\alpha = 1.0$ due to overestimating the variance of the expected reward, resulting in poor efficiency as seen in the second row of fig. 6. Overall, while ZIP-RC is clearly more calibrated and accurate, ZIP-RC-Lite is a compelling alternative if one does not want to keep the whole model trainable.

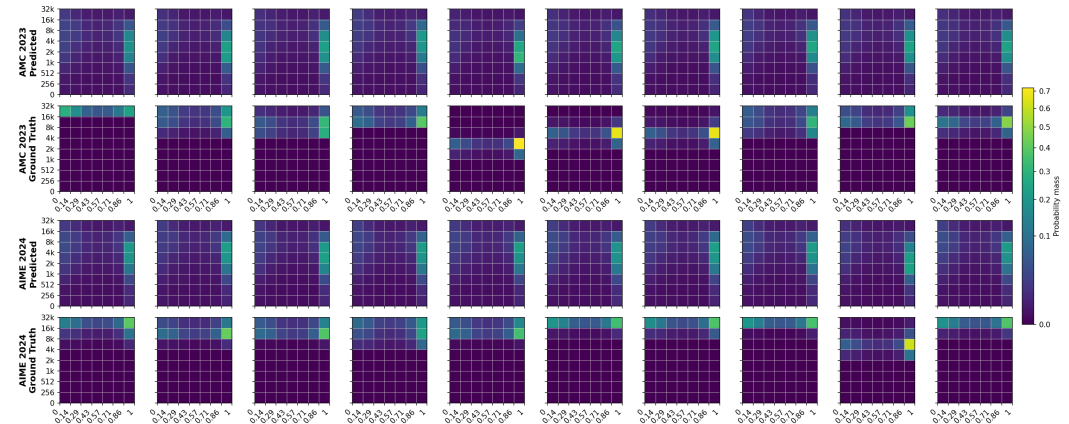


Figure 5: Similar to the demonstration of ZIP-RC’s joint distribution prediction in fig. 2, we visualize the joint distribution predictions from ZIP-RC-Lite and compare them with ground truth estimates. While the predictions correlate with the ground truth, ZIP-RC-Lite tends to produce more similar-looking distributions across prompts and overestimates variance compared to ZIP-RC.

	Beginning (Reward+Cost)	End (Reward)		
Method	Total Variation	F1 Score	Accuracy	Recall (Incorrect)
ZIP-RC	0.46	0.91	0.88	0.82
ZIP-RC-Lite	0.63	0.82	0.71	0.12

Table 3: Similar to the evaluation of ZIP-RC in table 1, we show the prediction accuracy of ZIP-RC-Lite at the beginning and end of generation. The results indicate that ZIP-RC-Lite predicts the joint distribution non-trivially, but less accurately than ZIP-RC.

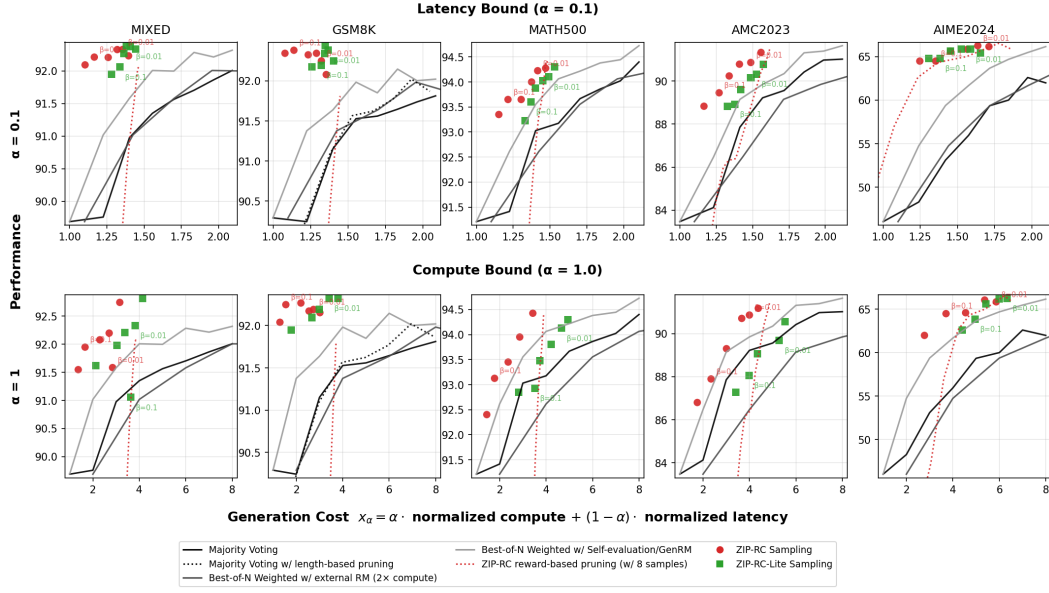


Figure 6: Similar to the demonstration of ZIP-RC sampling in fig. 3, we present results with ZIP-RC-Lite search in green, indicating it is able to provide significant gains, albeit lower than ZIP-RC sampling, especially in the compute-bound setting. This suggests that predicting the joint reward-cost distribution to any non-trivial degree is helpful in allocating test-time compute more optimally. However, the results in the compute-bound setting indicate that ZIP-RC-Lite’s overestimation of variation in the expected reward distribution results in over-allocation of compute.