

REJUMP: A TREE-JUMP REPRESENTATION FOR ANALYZING AND IMPROVING LLM REASONING

Yuchen Zeng^{*1,2}, Shuibai Zhang^{*1}, Wonjun Kang^{*3,4}, Shutong Wu¹, Lynnx Zou¹, Ying Fan^{1,2}, Heeju Kim³, Ziqian Lin¹, Jungtaek Kim¹, Hyung Il Koo³, Dimitris Papailiopoulos^{1,2}, Kangwook Lee^{1,5}

¹ UW-Madison ² Microsoft Research ³ FuriosaAI

⁴ Seoul National University ⁵ KRAFTON

ABSTRACT

Large Reasoning Models (LRMs) are Large Language Models (LLMs) explicitly trained to generate long-form Chain-of-Thoughts (CoTs), achieving impressive success on challenging tasks like math and programming. However, their underlying reasoning “algorithms” remain poorly understood. To investigate this, we propose *ReJump*, which represents a reasoning trace as a visitation order over nodes in a tree of intermediate problem-solving steps. Transitions between nodes, which we term *jumps*, include adjacent moves that capture behaviors such as calculation, and non-adjacent moves that capture behaviors such as backtracking and verification. ReJump enables analyzing LLM reasoning with diverse metrics that quantify exploration, exploitation, overthinking, forgetting, and verification. Using our proposed LLM agent to extract reasoning traces into ReJump format, we evaluate state-of-the-art LRMs on two tasks and find that models with similar accuracy can exhibit distinct reasoning behaviors, while different tasks favor different reasoning styles (e.g., varying balance between exploration and exploitation). To further understand how learning strategies shape reasoning, we use ReJump to compare distilled LRMs with their teachers, CoT-prompted LLMs with LRMs, and to examine how the number of reasoning examples and reinforcement learning affect reasoning behavior. Finally, we show that ReJump can improve reasoning quality at test time through strategies such as ReJump-guided Best-of-N selection and prompt selection. Our code is publicly available at <https://github.com/UW-Madison-Lee-Lab/ReJump>.

1 INTRODUCTION

Chain-of-Thought (CoT) prompting improves the performance of Large Language Models (LLMs) on complex tasks, such as mathematical problem solving. This was achieved either by providing exemplars of step-by-step reasoning (Wei et al., 2022a) or by simply adding the instruction “Let’s think step by step” to the prompt (Kojima et al., 2022), which encourages the model to decompose problems into intermediate steps, yielding more accurate and interpretable outputs. Recent work goes further by internalizing multi-step reasoning through supervised fine-tuning or reinforcement learning, leading to the recent flourishing of Large Reasoning Models (LRMs), a class of LLMs explicitly trained to generate long-form CoT, such as DeepSeek-R1 (Guo et al., 2025), o1 (Jaech et al., 2024), and QwQ-32B (Qwen Team, 2025).

Comparisons among LRMs have so far focused primarily on final-answer accuracy. Yet, models arriving at the same answer may follow very different reasoning strategies, as illustrated in Fig. 1. Recent work has begun to explore other crucial dimensions of reasoning, such as overthinking (Chen et al., 2025) and underthinking (Wang et al., 2025), a comprehensive understanding of reasoning behavior is still lacking. For instance, analyzing how a model balances exploration and exploitation or how much it forgets during reasoning could offer deeper insights into its core capabilities. This motivates the need for tools to systematically analyze and compare reasoning processes, raising the following question:

How can we represent an LLM’s reasoning trace to facilitate a comprehensive analysis and comparison of its internal behaviors?

^{*}Equal Contribution. Emails: yuchen.zeng.1998@gmail.com, shuibai@cs.wisc.edu, kangwj1995@furiosa.ai.

Problem: Make 24 with 3, 11, 11, 12 using +, −, ×, ÷, and parentheses. Use each number once.

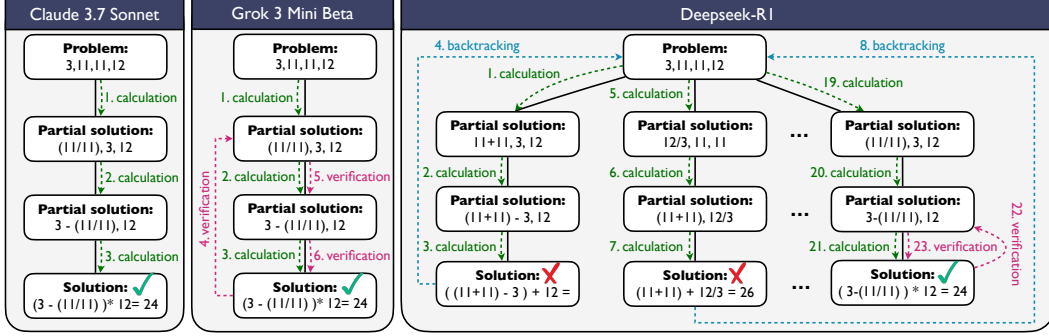


Figure 1: **ReJump** representations of reasoning traces generated by Claude 3.7 Sonnet, Grok 3 Mini Beta, and DeepSeek-R1 on a Game of 24 problem. All three models arrive at the same final answer, but their reasoning behaviors differ. Here, both Claude 3.7 Sonnet and Grok 3 Mini Beta follow a single linear reasoning path; however, Claude 3.7 Sonnet adopts the answer without verification, while Grok 3 Mini Beta verifies it before concluding. In contrast, DeepSeek-R1 explores multiple solution paths, exhibiting more deliberate behaviors such as backtracking and verification.

A natural way to address this question is through a tree-based representation, which captures the overall structure of reasoning, including planning and action transitions. The value of such frameworks was noted by Wu et al. (2025), who introduced an abstract reasoning tree as a theoretical formalism capable of identifying when a model’s thought process plateaus. However, that work does not operate directly on a reasoning tree and instead relies on hidden states to predict whether a model’s thought process plateaus. To bridge this gap, we propose *ReJump*, a tree-jump representation of LLM reasoning that enables comprehensive evaluation and comparison of reasoning traces and can further be leveraged to improve reasoning accuracy. We summarize our main contributions as follows.

We introduce *ReJump*, a tree-jump representation of LLM reasoning. ReJump encodes a reasoning trace as a sequence of visited nodes in a hierarchical tree of intermediate problem-solving steps, where the visitation order reflects execution flow and behaviors such as verification, backtracking, and calculation. Unlike a standard tree walk (West, 2001), in which each pair of consecutive nodes is connected by an edge, reasoning traces may include transitions between non-adjacent nodes due to behaviors like backtracking or verification. We therefore term this movement between nodes as a *tree jump*. As shown in Fig. 1, this representation makes it easy to distinguish between different reasoning behaviors. Building on this representation, we define six metrics to quantify reasoning behaviors, along with tree and jump similarity metrics for comparison.

We design an LLM agent that extracts reasoning traces into the ReJump format. Given a reasoning trace, our agent, termed *ReJump-Extractor*, perform this via two steps: (i) it first parses it into the *tree layer*, where each node represents an intermediate step, and each edge encodes the logical dependency between steps, (ii) based on the tree layer, it constructs the *jump layer*, which captures transitions between nodes along with their corresponding action types (verification, calculation, or backtracking). In automatic evaluation, the ReJump representations produced by ReJump-Extractor reach over 0.9 tree and jump similarity with human annotations on Game of 24. In human evaluation, where annotators assess whether each generated ReJump is correct, ReJump-Extractor achieves over 80% accuracy on MATH-500.

We utilize ReJump to evaluate and comparing reasoning traces across models, tasks, and settings. We show that models with similar final accuracy can reason in completely different ways, and different tasks also favor different types of reasoning strategies (e.g., varying exploration-exploitation balances). Our analysis further compares reasoning traces across (i) CoT-prompted LLMs and LRMs, showing that LRMs exhibit more deliberate reasoning behaviors such as exploration and verification, and improve performance by generating more diverse solutions, though not necessarily with higher per-attempt accuracy; (ii) distilled models and their teacher LRMs, showing that distilled models inherit reasoning behaviors from their teachers; (iii) varying number of in-context reasoning examples, showing that including more reasoning examples does not always enhance problem decomposition but can induce reasoning actions such as verification and backtracking; and (iv) different checkpoints during reinforcement learning with verifiable reward (RLVR) (Guo et al., 2025), showing that RL reinforces task-preferred reasoning behaviors (e.g., models trained on tasks requiring more exploration exhibit increased exploratory reasoning throughout RL training).

We leverage ReJump to improve the reasoning performance of LLMs. Beyond analyzing the reasoning processes of LLMs, we show that ReJump can enhance performance. ReJump enables Best-of-N (BoN) selection and prompt selection based on desired reasoning properties (e.g., more exploration when helpful). When applied to the Game of 24 benchmark, both methods yield improvements to the pass@1 score, with performance gains ranging from +6.8% to +9.1%.

2 RELATED WORK

Approaches for Reasoning Analysis. With the growing popularity of LRMs, multiple recent works have introduced approaches to analyze reasoning traces rather than focusing solely final accuracy (Zhou et al., 2025; Minegishi et al., 2025; Xiong et al., 2025; Feng et al., 2025; Zhang et al., 2025a). Zhou et al. (2025) introduce Landscape of Thoughts (LoT), a visualization method tailored for multiple-choice tasks. It represents each intermediate reasoning step as a vector by computing its perplexity-based distance to all answer options, and then projects these vectors into two dimensions using t -SNE for visualization of reasoning trace. They also propose three evaluation metrics: consistency, uncertainty, and perplexity, to analyze model behavior. However, LoT relies on perplexity-based vectors that lack semantic interpretability of the reasoning process. In contrast, several other studies have explored graph-based representations of reasoning traces hence enable quantitative analysis of reasoning traces (Minegishi et al., 2025; Xiong et al., 2025; Feng et al., 2025). Minegishi et al. (2025) perform quantitative analysis via structural properties of graph such as cycles and diameter, and Xiong et al. (2025) propose metrics to evaluate the reasoning’s exploration and idea integration behavior. Feng et al. (2025) also propose a graph-based view of reasoning to identify the failed-step fraction and investigate its effect on reasoning accuracy. Zhang et al. (2025a) propose DAG-Math, modeling reasoning traces as directed acyclic graphs (DAGs) and evaluating each trajectory by whether it reaches the correct sink node and by how many nodes in the trajectory fall outside the ancestor set of that sink node. In contrast to all existing work, our representation, ReJump, a tree-jump representation that more naturally reflects the thinking process, aligning with prior work such as Tree-of-Thought (Yao et al., 2023). Moreover, ReJump enables evaluation of reasoning along key dimensions that prior approaches do not capture, including exploration-exploitation balance, overthinking, verification, and forgetting.

Empirical Findings on Reasonings. Prior empirical studies on reasoning typically fall into three categories: (i) limitations in reasoning behavior (Chen et al., 2025; Fan et al., 2025; Wu et al., 2025; Wang et al., 2025), (ii) impact of training algorithms (Yue et al., 2025; Dang et al., 2025), and (iii) factors for effective reasoning (Li et al., 2025).

First, a well-known issue of LRMs are overthinking (Chen et al., 2025; Fan et al., 2025; Wu et al., 2025), where models continue unnecessary reasoning even after reaching a correct solution, and underthinking (Wang et al., 2025), where they abandon promising reasoning paths too early, often reflecting excessive exploration. To address overthinking, Wu et al. (2025) introduce thought calibration to dynamically terminate generation by using probes to detect when the model’s reasoning tree stops growing. Second, the choice of training algorithm significantly influences reasoning behavior. Yue et al. (2025); Dang et al. (2025) observe that although RL-trained models outperform base models at small pass@ k , they merely bias outputs toward rewarded reasoning paths without acquiring new reasoning capabilities, ultimately narrowing reasoning capacity and being surpassed by base models at large k . Third, recent work identifies key structural factors that contribute to effective reasoning (Gandhi et al., 2025; Li et al., 2025). Gandhi et al. (2025) highlight behaviors in the base model such as verification and backtracking play a key role in enabling RL training to further develop reasoning ability and improve performance. Similarly, Li et al. (2025) argue that the logical form of reasoning, rather than the content of individual steps, is key to LRM reasoning quality. The ReJump representation facilitates these analyses by systematically capturing overthinking, exploration-exploitation dynamics, and behavioral differences across different experiment settings.

3 REJUMP: A TREE-JUMP REPRESENTATION OF LLM REASONING

In this section, we introduce the ReJump representation and metrics for analyzing a single tree-jump and comparing pairs of tree-jumps, and will describe how reasoning traces are extracted into the ReJump representation in Sec. 4.

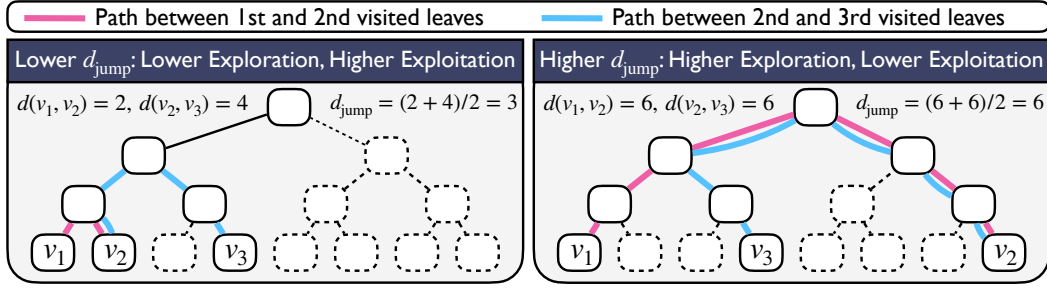


Figure 2: Illustration of how d_{jump} quantifies the exploration-exploitation trade-off in model reasoning. Given a sequence of visited leaf nodes (v_1, v_2, v_3) , the left panel depicts a trace exhibiting local exploration (shorter paths between nodes), while the right panel shows a trace with larger jumps to distant leaves, reflecting more global exploration.

3.1 DECOMPOSING REASONING INTO TREE AND JUMP LAYERS

We extract each model-generated reasoning into a ReJump, a two-layer representation that captures both structure and actions of reasoning traces.

- **Tree layer (structure):** We define a tree $T = (V, E)$, where $V = \{v_i\}_{i=0}^{|V|}$ is the set of nodes and E is the set of edges. Following Yao et al. (2023), each node $v \in V$ represents a partial solution, with the root node corresponding to the initial state containing no solution. An edge $e \in E$ indicates that the parent’s partial solution is a direct prerequisite for the child’s.
- **Jump layer (action):** Let $\mathbf{i} = (i_0, i_1, \dots, i_K)$ denote the sequence of reasoning steps, where i_k refers to the index of k -th visited node in the tree. The jump starts at v_{i_0} (the root) and ends at v_{i_K} (the final solution). Each transition between consecutive steps (i_k, i_{k+1}) is labeled with an action type $\phi_k \in \{\text{calc}, \text{verify}, \text{backtrack}\}$, where $k = 0, \dots, K-1$. Here, *calc* refers to generating an intermediate step via calculation or derivation. Both *verify* and *backtrack* involve returning to a previously visited node: *verify* checks its correctness, while *backtrack* restarts from it to explore an alternative reasoning path. The sequence of actions in the jump layer is denoted by $\phi = (\phi_0, \dots, \phi_{K-1})$. A jump layer is defined as the pair $W = (\mathbf{i}, \phi)$, specifying the sequence of visited nodes and the corresponding transitions taken during reasoning.

3.2 QUANTIFYING REASONING BEHAVIOR: EVALUATION AND COMPARISON METRICS

We define a *derived solution step* as any step in the jump layer that reaches a leaf node via a *calc* transition, thereby contributing to the solution. Steps that visit a leaf solely for verification are excluded, whereas revisiting an already-seen leaf via *calc* still qualifies as a derived solution step.

Evaluation Metrics. This tool enables analysis of LLM reasoning behaviors, including solution diversity, exploration–exploitation trade-off, effectiveness in identifying correct paths, frequency of overthinking, forgetting, and verification. These aspects are quantified using the metrics below, computed across all reasonings and their corresponding ReJumps within a task. Each metric below is defined at the instance level and is directly averaged across instances to obtain the task-level score, except for r_{forget} , which is defined only at the task level and described accordingly.

- **Solution Count** ($\#_{\text{solution}}$): Number of distinct solutions, i.e., the total leaf nodes in the tree (including incomplete ones).
- **Jump Distance** (d_{jump}): Measures the exploration-exploitation balance by computing the tree distance (edge count) between the nodes of each consecutive pair of derived solution steps. For a reasoning instance, d_{jump} is the average distance across all consecutive pairs of derived solution steps within the jump layer. See Fig. 2 for illustrative examples.
- **Success Rate** (r_{success}): Fraction of derived solution steps that yield a correct answer. Measures the efficiency and accuracy.
- **Verification Rate** (r_{verify}): Fraction of all transitions labeled *verify*. Indicates how deliberate and self-critical the reasoning process is.
- **Overthinking Rate** ($r_{\text{overthinking}}$): Fraction of derived solution steps that occur *after* the first correct derived solution step is found, quantifying unnecessary exploration. Quantifies unnecessary exploration and inefficiency.
- **Forgetting Rate** (r_{forget}): This metric is defined only at the task level. A reasoning trace is flagged as *forgetting* if it revisits the same leaf node via *calc*, indicating that the model has re-entered an already visited path; see Fig. 10. r_{forget} is the proportion of such reasoning traces within the task, highlighting poor memory or state-tracking.

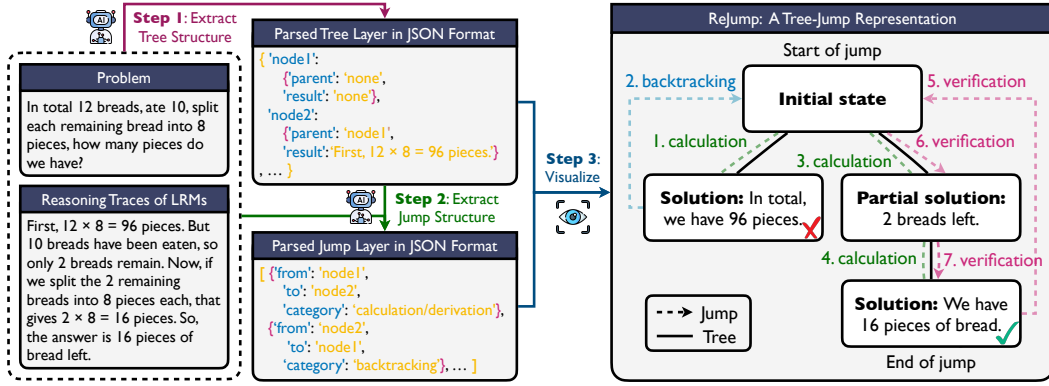


Figure 3: **Illustration of how ReJump-Extractor converts a reasoning trace into the ReJump representation for a math word problem.** This example is crafted for demonstration purposes. Nodes represent partial solutions, and tree edges indicate that the parent nodes serve as prerequisite for child nodes. Dashed arrows show how the reasoning moves between nodes, with each transitions corresponds to an action type (calc, verify, or backtrack), and color-coded accordingly.

See Sec. A.1 for formal mathematical definition of these metrics. Furthermore, in Sec. A.2, we analyze redundancy among the proposed metrics and show that no metric in this set can be expressed as a deterministic function of the remaining metrics.

Comparison Metrics. To assess the similarity between reasoning process produced by different models, we introduce similarity metrics to compare tree and jump representation, respectively. As with the evaluation metrics, all comparison metrics below are defined at the instance level and averaged across instances to obtain task-level scores.

- **Tree Similarity** (Sim_T): Measures the similarity in problem decomposition structure between two reasoning traces by comparing their corresponding trees. These metrics assess whether models adopt similar reasoning structures, without relying on the exact content of individual steps. This choice is justified by the work of Li et al. (2025), which demonstrates that overall logical structure, rather than the specific content at each node, is the primary factor influencing reasoning quality. Given reasoning trees $T = (V, E)$ and $T' = (V', E')$, we compute their Zhang-Shasha Tree Edit Distance (TED) using ZhangShasha dynamic programming algorithm (Paaßen, 2018), which measures the minimum number of edit operations to transform one tree into another. Note that we do not consider relabeling and only use insertions and deletions, since node semantics are not part of this setting. The tree similarity is then defined as $\text{Sim}_T(T, T') = 1 - \text{TED}(T, T') / \max(|V|, |V'|)$.
- **Jump Similarity** (Sim_J): Measures the similarity in action transition patterns between the jumps derived from two reasoning traces. For each reasoning jump $W = (i, \phi)$, we construct a 3×3 transition probability matrix P , where $P_{a,b}$ is the empirical probability of transitioning from action a to b , with $a, b \in \{\text{calc}, \text{verify}, \text{backtrack}\}$. Given two jump layers W, W' with transition probability matrices P and P' , we define their similarity as $\text{Sim}_J(W, W') = 1 - \text{JS}(P \| P')$, where JS is the Jensen-Shannon divergence, a symmetric and bounded variant of KL divergence defined as $\text{JS}(P \| P') = \frac{1}{2} \text{KL}(P \| \frac{1}{2}(P + P')) + \frac{1}{2} \text{KL}(P' \| \frac{1}{2}(P + P'))$. Higher Sim_J values indicate greater alignment in action transition behavior.

Note that our current tree and jump similarity metrics capture only the logical structure and action-transition distributions. This design keeps computation simple but can overlook important differences: two models may produce identically structured trees while differing in semantic content, and a perfect jump-similarity score may still mask distinct temporal patterns. For example, one model may perform all derivations before verifying, while another alternates between computation and verification. Incorporating semantic information and temporal dynamics is therefore a promising direction of future work.

4 REJUMP-EXTRACTOR: EXTRACTING COTS INTO REJUMP FORMAT

In this section, we introduce ReJump-Extractor, an LLM agent for extracting reasoning traces into ReJump format via two steps:

- **Tree Layer Extraction:** We use Gemini 2.5 Pro (Google Deepmind, 2024) to extract both the tree and the jump representations from each reasoning trace. Given the original problem input and the model-generated reasoning, we prompt LLM to produce a JSON object that encodes the

Table 1: Average alignment between ReJump-Extractor outputs and GT ReJump on Game of 24.

	Sim _T	Sim _J
ReJump-Extractor	.943	.940

Table 2: Human evaluation of decomposition of reasoning traces via ReJump accuracy on MATH500.

Reasoning Model	Pass@1	Pass@2	Pass@3
DeepSeek-R1	81%	87%	90%
QwQ-32B	80%	83%	94%

reasoning tree. This JSON is a dictionary where each key corresponds to a node index, and each value contains three fields: “problem” (the subproblem addressed at that node), “parent” (the index of the prerequisite node whose partial solution this node builds upon), and “solution” (the result corresponding to the subproblem). For the root node, all three fields are either left empty or labeled as “initial state.”

- **Jump Layer Extraction:** We parse the JSON dictionary to construct the tree structure. Then, using the original input, the full reasoning, and the generated tree JSON as context, we prompt LLM again to extract the jump layer. The jump layer is represented as a JSON list, where each entry describes a transition between nodes, with fields “from,” “to,” and “category” indicating the source node, target node, and transition type (e.g., calculation, verification, or backtracking). We use this information to visualize the full reasoning trajectory overlaid on the constructed tree.

A visualization of how ReJump-Extractor extracts CoTs into the ReJump format is shown in Fig. 3, and example ReJump representations derived from real reasoning traces for Game of 24 are shown in Fig. 4. The extraction prompt is provided in Sec. B.1, and additional ReJump examples from real MATH-500 traces are included in Sec. B.2.

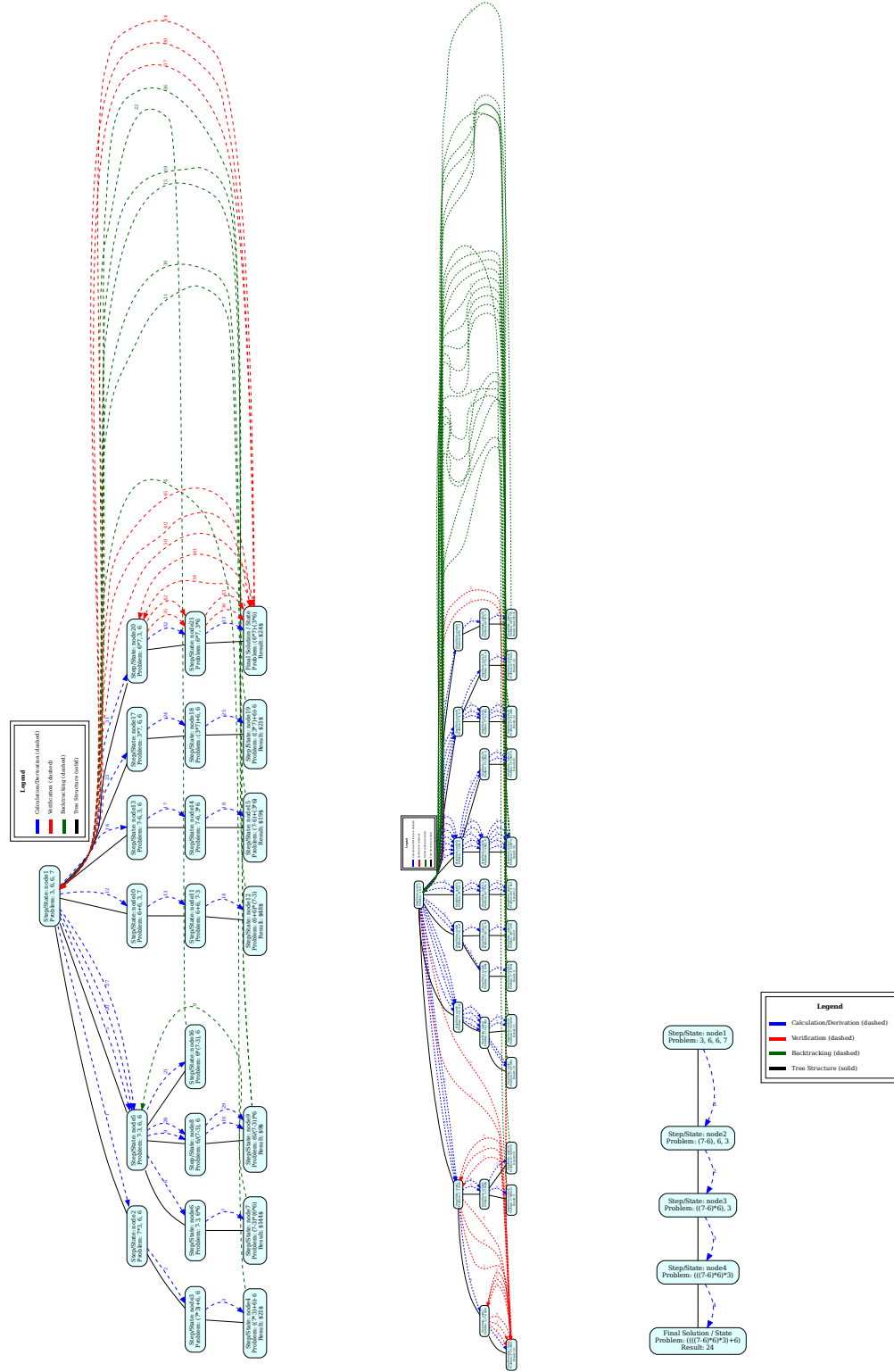
4.1 ASSESSING THE RELIABILITY OF REJUMP-EXTRACTOR

To evaluate the reliability of ReJump-Extractor, we use two complementary methods: (i) automatic evaluation and (ii) human assessment. We apply automatic evaluation to Game of 24 for two reasons. First, it is straightforward to design reasoning traces for Game of 24 with controlled properties such as higher exploration or exploitation, allowing us to curate a dataset of traces paired with ground-truth trees for automated verification. Second, without this dataset, manual verification would be infeasible because Game of 24 traces often involve extensive exploration with many nodes. For MATH500, which is substantially easier for humans to verify and for which constructing a ground-truth dataset would require significantly more effort, we instead rely on manual inspection of the extracted ReJump representations.

Automatic Evaluation. (*Dataset*) The dataset contains 82 reasoning traces, each paired with a manually constructed and verified ground-truth (GT) ReJump representation. Constructing the dataset involves two steps. First, we create ReJump examples with varying properties: low and high exploration, low and high verification, with and without forgetting, and with and without overthinking. The resulting trees range from 4 to 20 nodes. We then use Gemini 2.5 Pro to generate natural-language reasoning for each ReJump representation, followed by human review and correction, which produces the final paired reasoning traces and GT ReJump representations. (*Results*) We use ReJump-Extractor to process the reasoning traces and compare its outputs with the ground-truth data, reporting tree and jump similarities in Tab. 1. We find that ReJump representations extracted by ReJump-Extractor using Gemini 2.5 Pro align closely with the ground truth, confirming the reliability of our approach. Comparison of Gemini 2.5 Pro with Claude 3.7 Sonnet as the base model for ReJump-Extractor is provided in Sec. B.3. While Claude 3.7 Sonnet also performs well, Gemini 2.5 Pro remains the preferred choice due to its higher accuracy.

Human Assessment. We perform human evaluation of the ReJump extracted by ReJump-Extractor from reasoning traces generated by DeepSeek-R1 and QwQ-32B on MATH500. For each prompt, we collect two reasoning traces, one from each model. For every trace, we run ReJump-Extractor three times to obtain three ReJump representations, then manually inspect each for correctness. This allows us to compute pass@1, pass@2, and pass@3 by considering the first representation only, the first two, and all three. Results are shown in Tab. 2. A single extraction (pass@1) already yields high reliability, with accuracies of 81% for DeepSeek-R1 and 80% for QwQ-32B, and multiple extractions further improve performance, surpassing 90% accuracy by pass@3.

We also demonstrate that ReJump-Extractor is robust to prompt variations in Sec. B.4, and compare it against a simpler baseline that directly provides LLM reasoning traces and asking for metric values without converting them into ReJump representations in Sec. B.5.



(a) DeepSeek-R1. Corresponding reasoning traces are shown in Listing 7. (b) Phi-4-reasoning-plus. Corresponding reasoning traces are shown in Listing 8. (c) Claude 3.7 Sonnet. Corresponding reasoning traces are shown in Listing 9.

Figure 4: ReJump representations extracted by ReJump-Extractor for reasoning traces generated by DeepSeek-R1, Phi-4-reasoning-plus, and Claude 3.7 Sonnet for a Game of 24 problem.

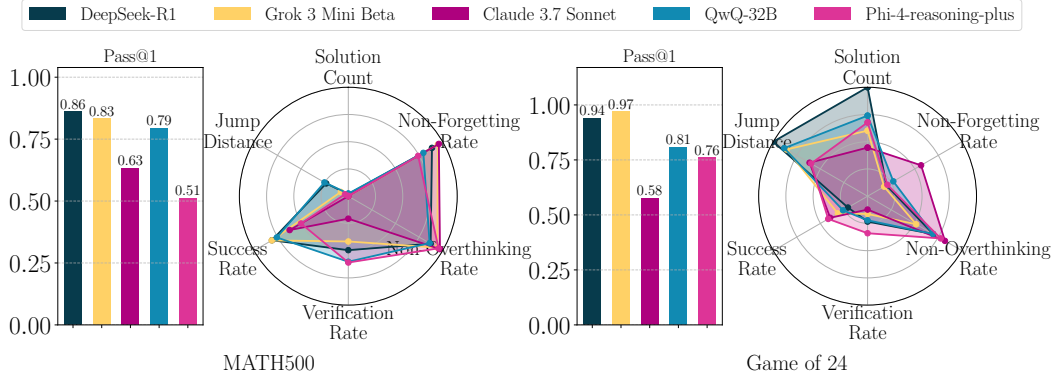


Figure 5: **Reasoning performance of DeepSeek-R1, Grok 3 Mini Beta, QwQ-32B, Phi-4-reasoning-plus, and Claude 3.7 Sonnet on MATH-500 and Game of 24.** The bar plots present the final accuracy (pass@1), while the radar plots detail six reasoning metrics. For comparability, solution count and jump distance are normalized across all models and datasets. To ensure that higher values consistently reflect preferred behavior, we report the non-forgetting rate and non-overthinking rate rather than forgetting rate and overthinking rate. The results show that models display distinct reasoning behaviors across datasets. Furthermore, even when models achieve similar final performance, their underlying reasoning processes can differ significantly. To better highlight metric differences among the strongest models DeepSeek-R1, Grok 3 Mini Beta, and Claude 3.7 Sonnet, Fig. 14 focuses exclusively on these three.

5 ANALYZING LLM REASONING BEHAVIORS WITH REJUMP

Building on the ReJump representation introduced in Sec. 3 and ReJump-Extractor introduced in Sec. 4, we analyze the reasoning structures of four state-of-the-art LRMs across two datasets. The two datasets we consider are: (i) MATH-500 (Lightman et al., 2024), a widely used benchmark for mathematical reasoning, and (ii) Game of 24, a task that requires strong planning and enables clear inspection of model behavior in terms of exploration, exploitation, and related strategies, as previously adopted by Yao et al. (2023). Unless otherwise specified, all experiments use a decoding temperature of 0 to ensure deterministic and reproducible outputs. In addition, we examine the effect of alternative decoding strategies on reasoning behavior in Sec. C.5.

5.1 COMPARING REASONING STRUCTURE ACROSS STATE-OF-THE-ART LRMS AND TASKS

This experiment focuses on the state-of-the-art LRMs for which we have access to intermediate reasoning traces: DeepSeek-R1 (Guo et al., 2025), QwQ-32B (Qwen Team, 2025), Grok 3 Mini Beta (xAI, 2025), Phi-4-reasoning-plus (Abdin et al., 2025), and Claude 3.7 Sonnet (Anthropic, 2025). Since Claude 3.7 Sonnet uses a fixed temperature of 1 in thinking mode, and Phi-4-reasoning-plus performs significantly better with temperature 1 than with 0, we set the decoding temperature to 1 for all models in this experiment. The more detailed setup and results for DeepSeek-R1, QwQ-32B, and Grok 3 Mini Beta under temperature 0 are deferred to Sec. C.1. We generate reasoning traces and final answers for both MATH-500 and Game of 24 using each model, and analyze their reasoning behaviors through ReJump. Fig. 5 presents a unified view of final accuracy (pass@1) alongside six reasoning evaluation metrics proposed in Sec. 3.2.

Comparison across Tasks.

MATH-500 and Game of 24 differ in the structure and demands of reasoning. MATH-500 problems are typically deterministic, with only one or two valid solution paths, encouraging focused, step-by-step reasoning. In contrast, Game of 24 requires generating diverse arithmetic expression to reach the target number, promoting trial-and-error and exploratory strategies. This difference is evident in the results: as shown in Fig. 5, all five models yield a much lower $\#_{\text{solution}}$ on MATH-500 compared to Game of 24. The d_{jump}

Table 3: **Contribution of reasoning metrics to solution correctness on MATH-500 and Game of 24 for DeepSeek-R1, Grok 3 Mini Beta, QwQ-32B, Phi-4-reasoning-plus, and Claude 3.7 Sonnet.** “Contribution” is quantified by the feature-importance scores produced when an XGBoost model is trained on six reasoning-evaluation metrics to classify each solution as correct or incorrect; the model attains accuracies of 0.9197 (MATH-500) and 0.7980 (Game of 24) versus majority-class baselines of 0.6928 and 0.6768. Metrics with importance scores > 0.2 are bold-faced. Game of 24 emphasizes exploration (i.e., d_{jump}), while MATH-500 emphasizes exploitation (i.e., r_{success}).

Dataset	$\#_{\text{solution}}$	d_{jump}	r_{success}	r_{verify}	$r_{\text{overthinking}}$	r_{forget}
MATH-500	.0177	.0541	.8548	.0173	.0219	.0341
Game of 24	.1402	.2742	.2146	.0980	.1413	.1317

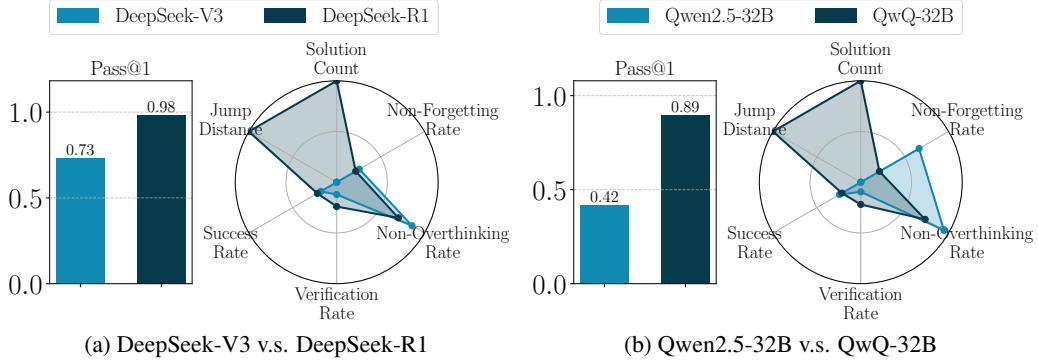


Figure 6: **Comparison of base LLMs (DeepSeek-V3, Qwen-2.5-32B) and their corresponding LRMs (DeepSeek-R1, QwQ-32B) on pass@1 and reasoning metrics for the Game of 24.** Despite similar r_{success} , LRMs achieve higher pass@1 by generating more and diverse solutions, as reflected in higher average solution counts and jump distances. LRMs also exhibit increased verification, overthinking, and forgetting behaviors.

is also substantially higher for Game of 24. Meanwhile, MATH-500 shows much higher success and verification rates, likely due to its proof-like structure that favors thorough verification and local exploitation over broad exploration. To systematically analyze which reasoning behaviors contribute most to final accuracy, we compute the feature importance of six reasoning metrics and summarize them in Tab. 3. We find that r_{success} has the strongest impact on pass@1 for MATH-500, while both d_{jump} and r_{success} are key predictors of pass@1 on Game of 24.

Comparison across LRMs. Among the five models, DeepSeek-R1 and Grok 3 Mini Beta achieve the highest pass@1, followed by QwQ-32B, with Phi-4-reasoning-plus and Claude 3.7 Sonnet lag behind. Although DeepSeek-R1 and Grok 3 Mini Beta reach similar final accuracy, their reasoning behaviors differ substantially. Compared to DeepSeek-R1, Grok 3 Mini Beta adopts a narrower approach: it explores fewer paths and makes shorter jumps, yet reaches correct solutions more efficiently, as reflected in its higher success rate. By contrast, DeepSeek-R1 engages in broader exploration, producing more candidate solutions and making longer jumps, though at the cost of a slightly lower success rate. Despite this, it ultimately achieves accuracy comparable to Grok 3 Mini Beta. QwQ-32B exhibits less exploration than DeepSeek-R1 and a lower success rate than Grok 3 Mini Beta, resulting in worse performance compared to both. Phi-4-reasoning-plus and Claude 3.7 Sonnet perform the worst among all models, with even lower levels of exploration and success rates. Notably, Claude 3.7 Sonnet exhibits the least deliberate reasoning behavior, as both exploration ($\#_{\text{solution}}$ and d_{jump}) and r_{verify} are low. Phi-4-reasoning-plus demonstrates slightly more deliberate reasoning behaviors, with higher exploration than Claude 3.7 Sonnet, which contributes to its relatively better performance on Game of 24. All models exhibit overthinking, which is an issue previously observed in LRMs (Chen et al., 2025; Yang et al., 2025), as well as forgetting, both of which reflect inefficient reasoning behaviors.

Findings:

- Task characteristics shape and favor distinct reasoning behaviors.
- Models achieving comparable accuracy may employ distinct reasoning strategies.
- Overthinking and forgetting are prevalent across LRMs.

5.2 COMPARING REASONING STRUCTURE: STANDARD LLMs VS. LRMs

While LRMs are optimized for multi-step reasoning, general-purpose LLMs can still reason effectively when prompted (e.g., with CoT). Their differing training objectives lead to distinct reasoning behaviors. Using ReJump, we compare reasoning behaviors of two LRM-base pairs: (i) Qwen2.5-32B with CoT vs. QwQ-32B, and (ii) DeepSeek-V3 with CoT vs. DeepSeek-R1.

Fig. 6 shows results on Game of 24. Compared to Yue et al. (2025), which argue that RL favors high-reward paths with less exploration by showing that RL-trained LRMs outperform base models at low k in pass@ k , but underperform at high k , our results show that LRMs outperform LLMs in pass@1, but not by favoring high-reward paths. Instead, their success rates are similar, and gains stem from generating more solutions. In fact, LRMs also exhibit more exploratory reasoning, reflected in higher jump distances and more frequent shifts in approach. Note that this does not contradict Yue et al. (2025), as their analysis considers exploration across samples, while ours focuses on single-trace exploration. Lastly, LRMs show higher verification, overthinking and forgetting.

Findings:

- *LRMs achieve higher pass@1 by generating more numerous and diverse solutions, despite not necessarily improving per-attempt accuracy.*
- *Compared to LLMs, LRMs demonstrate more deliberate reasoning behaviors, such as increased exploration and verification, but also suffer more from overthinking and forgetting.*

The results for MATH-500, presented in Sec. C.2, further support our findings.

5.3 IMPACT OF DISTILLATION ON REASONING STRUCTURE: COMPARING TEACHER AND DISTILLED MODELS

Model distillation transfers the capabilities of large LRMs to smaller, more efficient models (Guo et al., 2025), often preserving task performance. However, its effect on underlying reasoning structure and actions remains unclear. To investigate this, we compare three model types (base, teacher, and distilled) at two scales: the 14B group uses Qwen-2.5-14B and DeepSeek-R1-Distill-Qwen-14B, while the 32B group uses the 32B counterparts of the same models, with DeepSeek-R1 as the teacher in both cases.

Table 4: **Tree similarity (Sim_T) and jump similarity (Sim_J) between each model and the teacher model.** Base: Qwen2.5-14B; Distilled: DeepSeek-R1-Distill-Qwen-14B; Teacher: DeepSeek-R1. Both metrics improve after distillation, showing that distilled model more closely replicates the teacher’s reasoning structure.

Reference Model	Metric			
	Sim_T (Teacher, ·)		Sim_J (Teacher, ·)	
	Base	Distilled	Base	Distilled
MATH-500	.715	.728	.771	.878
Game of 24	.360	.426	.873	.905

We report the similarity to the teacher model before and after distillation for the 14B comparison group in Tab. 12; results for the 32B group and detailed per-metric comparisons for both groups are deferred to Sec. C.3. The results show that the distilled model consistently moves closer to the teacher in both tree similarity (Sim_T) and jump similarity (Sim_J). Further analysis in Sec. C.3 confirms that distilled models inherit reasoning behaviors from teacher LLMs, including broader exploration, verification, and backtracking, though success rates are not improved.

Finding: Distilled models inherit reasoning behaviors from teacher models, as evidenced by gains in both tree and jump similarities.

In Sec. C.3, we further compare the distilled model (DeepSeek-R1-Distill-Qwen-32B) with the RL-trained model (QwQ-32B) as an initial exploration of how SFT and RL differ in their impact on reasoning behavior, and show that the RL-trained model appears to exhibit more deliberate reasoning behaviors, including increased exploration, verification, and overthinking.

5.4 IMPACT OF REASONING EXAMPLES ON REASONING STRUCTURE

Although prior work (Wei et al., 2022b; Agarwal et al., 2024; Zhang et al., 2025b) has explored the use of reasoning examples in prompts to enhance LLM reasoning capabilities, how in-context examples reshape the reasoning behavior remains underexplored. A natural question arises: How does the presence and number of examples affect reasoning characteristics? To investigate these questions, we vary the number of in-context reasoning examples ($\{0, 1, 2, 3\}$) included in the prompt and analyze resulting changes in reasoning behavior. We evaluate DeepSeek-V3 and Gemini 2.0 Flash, with the latter following prior work (Agarwal et al., 2024; Zhang et al., 2025b). Since Gemini-family LRMs like Gemini 2.5 Pro do not expose reasoning traces, we use DeepSeek-R1-generated examples from other samples within the same dataset.

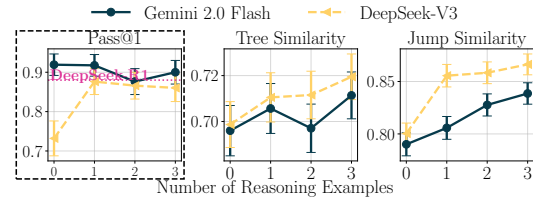


Figure 7: **Effect of the reasoning examples on reasoning behaviors (MATH-500).** Gemini 2.0 Flash and DeepSeek-V3 are prompted with DeepSeek-R1 examples. The dashed boxes indicate final accuracy for different number of in-context examples, while the remaining plots show tree and jump similarity to DeepSeek-R1.

Fig. 7 shows how pass@1, tree similarity, and jump similarity vary with the number of in-context examples on MATH-500. Accuracy does not consistently improve; in fact, Gemini 2.0 Flash even outperforms DeepSeek-R1 without demonstrations. However, jump similarity rises steadily, indi-

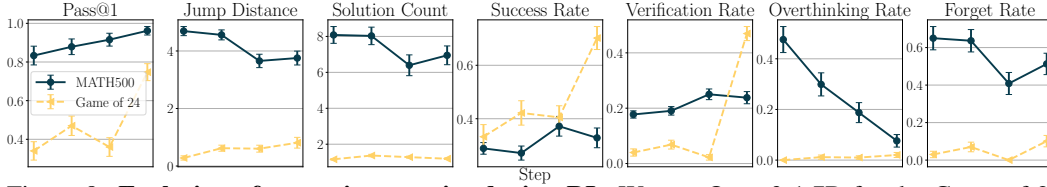


Figure 8: **Evolution of reasoning metrics during RL.** We use Qwen3-1.7B for the Game of 24 task and Qwen3-8B for the MATH500 task, applying DAPO (Yu et al., 2025) to enhance reasoning performance without supervised fine-tuning, with max sequence length set to 2048. RL encourages more exploratory reasoning on Game of 24, as indicated by increased jump distance, while promoting more exploitative behavior on MATH500, reflected by higher success rates and reduced jump distance. These results show that RL-induced improvements align with the inherent reasoning characteristics of each task. Note that our pass@1 computation also accounts for the correct formatting of `<answer></answer>` tags.

cating stronger imitation of LRM-style behaviors (e.g., verification, calculation, backtracking) with more examples. In contrast, tree similarity shows no clear trend, suggesting limited impact on problem decomposition. Results on Game of 24 (Sec. C.4) show similar patterns.

Finding: Increasing the number of in-context reasoning examples has a stronger and more consistent influence on reasoning actions (e.g., verification and backtracking) than on high-level problem decomposition strategies, which remain relatively invariant.

5.5 EVOLUTION OF REASONING DYNAMICS UNDER REINFORCEMENT LEARNING

Guo et al. (2025) demonstrates the effectiveness of RLVR in enhancing the reasoning capabilities of standard LLMs. In this experiment, we use the ReJump representation to visualize the evolution of models’ reasoning behavior during RL. We apply DAPO (Yu et al., 2025) on the MATH-500 and Game of 24 tasks, respectively. For MATH-500, we employ Qwen3-8B, and for Game of 24, Qwen3-1.7B. Each model is evaluated at four checkpoints, corresponding to one-quarter intervals throughout training (i.e., 1/4, 2/4, 3/4, and 4/4 of the training process).

As discussed in Sec. 5.1, MATH-500 favors higher success rates, indicating stronger exploitation, whereas Game of 24 benefits from both increased jump distance and higher success rates, reflecting a need for balanced exploration and exploitation. The results in Fig. 8 show that RL progressively shapes the models reasoning dynamics to match these task-specific requirements: promoting more exploitative reasoning (i.e., higher success rates) on MATH500 and both greater exploration (i.e., higher jump distance) and higher success rates on Game of 24.

Finding: Reinforcement learning progressively aligns a model’s reasoning behavior with the demands of the target task.

6 ENHANCING LLM REASONING WITH REJUMP

Beyond using ReJump to dissect LLM reasoning and compare behaviors across different LRMs, tasks, and settings, we further demonstrate in this section that ReJump can also be leveraged to enhance LLM reasoning.

A key advantage of ReJump is that they enable selecting outputs with desired reasoning characteristics, as measured by the six metrics, without requiring ground-truth solutions. We focus on the Game of 24 because its difficulty depends less on an LLM’s raw capability (e.g., success rate) and more on its reasoning behavior (e.g., exploration), which can be more effectively improved by enhancing reasoning patterns. As established in Sec. 5.1, Game of 24 benefit from more explorative reasoning. Therefore, our experiments in this section center on this task instead of MATH500. All reported results are averaged over three random seeds.

6.1 IMPROVING REASONING VIA BEST-OF-N SELECTION WITH REJUMP

Accordingly, we consider two strategies that utilize ReJump for ensembling the result: (i) apply a Best-of-N (BoN) strategy: generate multiple responses and use ReJump to select the one exhibiting the highest exploration (i.e., the largest jump distance, d_{jump}), (ii) use weighted majority vote, where each response is assigned a weight proportional to the jump distance associated with that response.

We consider QwQ-32B and Phi-4-reasoning-plus in this experiment since their performance is relatively limited and has more room for improvement compared to other LRMs, as shown in Sec. 5.1. We set $N = 3$, which means that for each prompt we generate 3 response, and BoN with ReJump

Table 5: **Performance of the Majority Vote (MV), weighted MV with ReJump and Best-of-N (BoN) with ReJump on Game of 24 using QwQ-32B and Phi-4-reasoning-plus.** Across both pass@1 and d_{jump} , BoN with ReJump performs the best.

Model	Method	pass@1	d_{jump}
QwQ-32B	MV	0.76	4.20
	Weighted MV w. ReJump	0.80	5.09
	BoN w. ReJump	0.82	5.70
Phi-4-reasoning-plus	MV	0.77	3.32
	Weighted MV w. ReJump	0.81	4.02
	BoN w. ReJump	0.84	5.53

Table 6: **Comparison of performance between the default prompt and the prompt selected by ReJump from four candidate prompts on Game of 24.** The ReJump-chosen prompt yields better performance.

Model	Prompt	pass@1	d_{jump}
QwQ-32B	Default	0.73	4.09
	ReJump-chosen	0.78	4.28
Phi-4-reasoning-plus	Default	0.76	3.42
	ReJump-chosen	0.82	3.98

use ReJump to choose the one with highest jump distance, while weighted majority vote with ReJump assigns weights proportional to the jump distance of each response. As a baseline, we use majority vote to ensemble the three responses. The comparison between the majority vote, BoN with ReJump, and weighted majority vote with ReJump are shown in Tab. 5, demonstrating BoN with ReJump outperforms the others. In Sec. D, we extend our analysis to two additional datasets requiring different reasoning characteristics, further supporting our findings.

6.2 PROMPT SELECTION WITH REJUMP

Another natural application of ReJump’s comprehensive measurement is prompt selection. There are several ways to leverage ReJump for this purpose. For efficient reasoning, one can design multiple prompts, test them on a development set, and use ReJump to evaluate the generated responses’ reasoning behavior. The prompt that achieves a higher success rate and lower overthinking rate can be selected. For search-heavy tasks, such as maze solving or the Game of 24, ReJump can help identify the prompt that provides the best exploration-exploitation tradeoff.

In this experiment, we focus on prompt selection for improving exploration in the Game of 24. Similar to the previous experiment, we consider QwQ-32B and Phi-4-reasoning-plus. We design four prompts (see Sec. D.2 for details) intended to encourage broader exploration and use ReJump to select the one yielding the highest jump distance. Tab. 6 shows that without ground-truth labels, prompt selection guided by ReJump improves the performance of both models on the Game of 24.

7 CONCLUSION

In this work, we propose ReJump, a tree-jump representation of reasoning traces, with the tree layer capturing the hierarchical structure of partial solutions and their dependencies, and the jump layer, tracing the sequential execution of reasoning steps. Using our proposed ReJump-Extractor method to extract reasoning traces into ReJump, the resulting representations allows us to quantitatively analyze reasoning behaviors such as the exploration-exploitation trade-off, overthinking, and forgetting, which enables comparison of reasoning processes themselves beyond final accuracy across models, tasks, and settings. Because these metrics reveal potential weaknesses in reasoning regardless of final performance, ReJump shows what needs to be improved during training and helps decide which inference strategy works best for a task. Beyond serving as an analytic tool that indirectly guides LRM development, ReJump can also directly enhance reasoning performance, as demonstrated through two applications: Best-of-N response selection and prompt selection.

Limitations & Future Work. Despite these contributions, several limitations remain. First, cost and efficiency are a challenge: ReJump-Extractor requires a separate, capable LLM to process each reasoning trace, which is computationally expensive and slow, limiting large-scale use such as real-time feedback during training. Overcoming this limitation would make it possible to analyze the dynamics of how reasoning evolves during training, including under outcome- vs process-supervised reinforcement learning and supervised fine-tuning. In addition, incorporating ReJump-derived signals into reward modeling represents another promising direction. Second, when comparing reasoning traces, our current tree and jump similarity metric capture only logical structure and action transition distributions. This simplifies computation but can mask important differences: two models may yield identically structured trees yet differ semantically, and a perfect jump similarity score (i.e., 1.0) may still hide distinct temporal behaviors. For instance, one model might perform derivation first and verify at the end, whereas another may interleave computation and verification throughout. Incorporating semantic similarity and temporal dynamics is therefore interesting future work. Finally, the method still requires defining partial solutions for each task, necessitating task-specific prompting; automating this adaptation would greatly improve usability.

ACKNOWLEDGMENT

Kangwook Lee is supported by NSF Award DMS-2023239, NSF CAREER Award CCF-2339978, Amazon Research Award, and a grant from FuriosaAI.

REFERENCES

- Marah Abidin, Sahaj Agarwal, Ahmed Awadallah, Vidhisha Balachandran, Harkirat Behl, Lingjiao Chen, Gustavo de Rosa, Suriya Gunasekar, Mojan Javaheripi, Neel Joshi, et al. Phi-4-reasoning technical report. *arXiv preprint arXiv:2504.21318*, 2025.
- Rishabh Agarwal, Avi Singh, Lei Zhang, Bernd Bohnet, Luis Rosias, Stephanie Chan, Biao Zhang, Ankesh Anand, Zaheer Abbas, Azade Nova, et al. Many-shot in-context learning. *Advances in Neural Information Processing Systems*, 37:76930–76966, 2024.
- Anthropic. Claude 3.7 Sonnet and Claude Code, 2025. URL <https://www.anthropic.com/news/claude-3-7-sonnet>.
- Xingyu Chen, Jiahao Xu, Tian Liang, Zhiwei He, Jianhui Pang, Dian Yu, Linfeng Song, Qiuzhi Liu, Mengfei Zhou, Zhuosheng Zhang, Rui Wang, Zhaopeng Tu, Haitao Mi, and Dong Yu. Do NOT think that much for $2+3=?$ on the overthinking of long reasoning models. In *Forty-second International Conference on Machine Learning*, 2025.
- Xingyu Dang, Christina Baek, J Zico Kolter, and Aditi Raghunathan. Assessing diversity collapse in reasoning. In *Scaling Self-Improving Foundation Models without Human Supervision*, 2025.
- Chenrui Fan, Ming Li, Lichao Sun, and Tianyi Zhou. Missing premise exacerbates overthinking: Are reasoning models losing critical thinking skill? *arXiv preprint arXiv:2504.06514*, 2025.
- Yunzhen Feng, Julia Kempe, Cheng Zhang, Parag Jain, and Anthony Hartshorn. What characterizes effective reasoning? Revisiting length, review, and structure of CoT. *arXiv preprint arXiv:2509.19284*, 2025.
- Kanishk Gandhi, Ayush Chakravarthy, Anikait Singh, Nathan Lile, and Noah D Goodman. Cognitive behaviors that enable self-improving reasoners, or, four habits of highly effective stars. *arXiv preprint arXiv:2503.01307*, 2025.
- Google Deepmind. Gemini 2.5: Our most intelligent ai model, 2024. URL <https://blog.google/technology/google-deepmind/gemini-model-thinking-updates-march-2025/>.
- Daya Guo, Dejian Yang, Haowei Zhang, Junxiao Song, Ruoyu Zhang, Runxin Xu, Qihao Zhu, Shirong Ma, Peiyi Wang, Xiao Bi, et al. Deepseek-R1: Incentivizing reasoning capability in LLMs via reinforcement learning. *arXiv preprint arXiv:2501.12948*, 2025.
- Aaron Jaech, Adam Kalai, Adam Lerer, Adam Richardson, Ahmed El-Kishky, Aiden Low, Alec Helyar, Aleksander Madry, Alex Beutel, Alex Carney, et al. OpenAI o1 system card. *arXiv preprint arXiv:2412.16720*, 2024.
- Takeshi Kojima, Shixiang Shane Gu, Machel Reid, Yutaka Matsuo, and Yusuke Iwasawa. Large language models are zero-shot reasoners. *Advances in Neural Information Processing Systems*, 35:22199–22213, 2022.
- Dacheng Li, Shiyi Cao, Tyler Griggs, Shu Liu, Xiangxi Mo, Eric Tang, Sumanth Hegde, Kourosh Hakhmaneshi, Shishir G Patil, Matei Zaharia, et al. LLMs can easily learn to reason from demonstrations structure, not content, is what matters! *arXiv preprint arXiv:2502.07374*, 2025.
- Hunter Lightman, Vineet Kosaraju, Yuri Burda, Harrison Edwards, Bowen Baker, Teddy Lee, Jan Leike, John Schulman, Ilya Sutskever, and Karl Cobbe. Let’s verify step by step. In *International Conference on Learning Representations*, 2024.

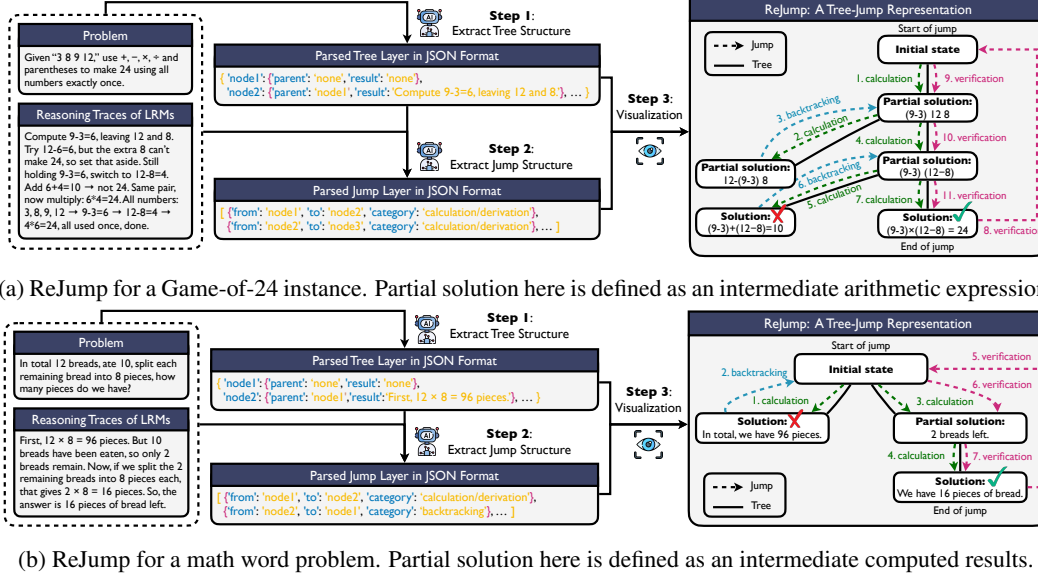
- Bill Yuchen Lin, Ronan Le Bras, Kyle Richardson, Ashish Sabharwal, Radha Poovendran, Peter Clark, and Yejin Choi. ZebraLogic: On the scaling limits of llms for logical reasoning. *arXiv preprint arXiv:2502.01100*, 2025.
- Gouki Minegishi, Hiroki Furuta, Takeshi Kojima, Yusuke Iwasawa, and Yutaka Matsuo. Topology of reasoning: Understanding large reasoning models through reasoning graph properties. *arXiv preprint arXiv:2506.05744*, 2025.
- Benjamin Paaßen. Revisiting the tree edit distance and its backtracing: A tutorial. *arXiv preprint arXiv:1805.06869*, 2018.
- Qwen Team. QwQ-32B: Embracing the power of reinforcement learning, 2025. URL <https://qwenlm.github.io/blog/qwq-32b/>.
- Kaya Stechly, Karthik Valmeekam, and Subbarao Kambhampati. Chain of thoughtlessness? an analysis of cot in planning. In *Advances in Neural Information Processing Systems*, volume 37, pp. 29106–29141, 2024.
- Yue Wang, Qiuzhi Liu, Jiahao Xu, Tian Liang, Xingyu Chen, Zhiwei He, Linfeng Song, Dian Yu, Juntao Li, Zhuosheng Zhang, et al. Thoughts are all over the place: On the underthinking of o1-like LLMs. *arXiv preprint arXiv:2501.18585*, 2025.
- Jason Wei, Xuezhi Wang, Dale Schuurmans, Maarten Bosma, Fei Xia, Ed Chi, Quoc V Le, Denny Zhou, et al. Chain-of-thought prompting elicits reasoning in large language models. *Advances in Neural Information Processing Systems*, 35:24824–24837, 2022a.
- Jason Wei, Xuezhi Wang, Dale Schuurmans, Maarten Bosma, Fei Xia, Ed Chi, Quoc V Le, Denny Zhou, et al. Chain-of-thought prompting elicits reasoning in large language models. *Advances in neural information processing systems*, 35:24824–24837, 2022b.
- Douglas B. West. *Introduction to Graph Theory*. Prentice Hall, 2nd edition, 2001. ISBN 0-13-014400-2.
- Menghua Wu, Cai Zhou, Stephen Bates, and Tommi Jaakkola. Thought calibration: Efficient and confident test-time scaling. *arXiv preprint arXiv:2505.18404*, 2025.
- xAI. Grok 3 Beta The Age of Reasoning Agents, 2025. URL <https://x.ai/news/grok-3>.
- Zhen Xiong, Yujun Cai, Zhecheng Li, and Yiwei Wang. Mapping the minds of llms: A graph-based analysis of reasoning llm. *arXiv preprint arXiv:2505.13890*, 2025.
- Chenxu Yang, Qingyi Si, Yongjie Duan, Zheliang Zhu, Chenyu Zhu, Zheng Lin, Li Cao, and Weiping Wang. Dynamic early exit in reasoning models. *arXiv preprint arXiv:2504.15895*, 2025.
- Shunyu Yao, Dian Yu, Jeffrey Zhao, Izhak Shafran, Tom Griffiths, Yuan Cao, and Karthik Narasimhan. Tree of thoughts: Deliberate problem solving with large language models. *Advances in Neural Information Processing Systems*, 36:11809–11822, 2023.
- Qiyang Yu, Zheng Zhang, Ruofei Zhu, Yufeng Yuan, Xiaochen Zuo, Yu Yue, Weinan Dai, Tiantian Fan, Gaohong Liu, Lingjun Liu, et al. DAPO: An open-source LLM reinforcement learning system at scale. *arXiv preprint arXiv:2503.14476*, 2025.
- Yang Yue, Zhiqi Chen, Rui Lu, Andrew Zhao, Zhaokai Wang, Yang Yue, Shiji Song, and Gao Huang. Does reinforcement learning really incentivize reasoning capacity in LLMs beyond the base model? *arXiv preprint arXiv:2504.13837*, 2025.
- Yuanhe Zhang, Ilja Kuzborskij, Jason D Lee, Chenlei Leng, and Fanghui Liu. DAG-Math: Graph-guided mathematical reasoning in LLMs. *arXiv preprint arXiv:2510.19842*, 2025a.
- Yufeng Zhang, Xuepeng Wang, Lingxiang Wu, and Jinqiao Wang. Enhancing chain of thought prompting in large language models via reasoning patterns. In *Proceedings of the AAAI Conference on Artificial Intelligence*, volume 39, pp. 25985–25993, 2025b.
- Zhanke Zhou, Xuan Li, Zhaocheng Zhu, Mikhail Galkin, Xiao Feng, Sanmi Koyejo, Jian Tang, and Bo Han. Landscape of thoughts: Visualizing the reasoning process of large language models. In *Workshop on Reasoning and Planning for Large Language Models*, 2025.

Appendix

A	Extended Sec. 3: ReJump	16
A.1	Evaluation Metrics	17
A.2	Redundancy Analysis of Proposed Metrics	18
B	Extended Sec. 4: ReJump-Extractor	18
B.1	LLM Prompts for ReJump Construction	18
B.2	Example ReJump Representations Converted from Real Reasoning Traces	29
B.3	Comparison of Gemini 2.5 Pro with alternative LLM	39
B.4	Prompt Sensitivity of ReJump-Extractor	41
B.5	Comparison to Simpler LLM-Based Analysis	41
C	Extended Sec. 5: ReJump-Based Behavioral Comparisons	41
C.1	Extended Sec. 5.1: Comparing Reasoning Structure Across State-of-the-Art LRMs and Tasks	41
C.2	Extension of Sec. 5.2: Comparing Reasoning Structure: Standard LLMs vs. LRMs	42
C.3	Extension of Sec. 5.3: Impact of Distillation on Reasoning Structure	42
C.4	Extension Sec. 5.4: Impact of Reasoning Examples on Reasoning Structure	44
C.5	Impact of Decoding Strategy on Reasoning Structure	44
D	Extended Sec. 6: Enhancing LLM Reasoning with ReJump	45
D.1	Extension of Sec. 6.1: Improving Reasoning via Best-of-N Selection with ReJump	45
D.2	Extension of Sec. 6.2: Prompt Selection with ReJump	46
E	Compute Resources	48
F	LLM Usage Disclosure	48

A EXTENDED SEC. 3: REJUMP

In this section, we follow the structure of Sec. 3, but provide additional details such as the prompts and formal mathematical definitions of the metrics. To make the discussion self-contained, we also repeat some key content from the main text.



(b) ReJump for a math word problem. Partial solution here is defined as an intermediate computed results.

Figure 9: **Illustration of ReJump representation of reasoning traces for two different tasks.** These examples are crafted for demonstration purposes. Nodes represent partial solutions, and tree edges indicate prerequisite relationships. The dashed jump traces the solvers reasoning trajectory, with transitions labeled by action type: calculation/derivation, verification, or backtracking, highlighted in different colors.

- Tree layer (structure):** We define a tree $T = (V, E)$, where $V = \{v_i\}_{i=0}^{|V|}$ is the set of nodes and E the set of edges. Following Yao et al. (2023), each node $v \in V$ represents a partial solution, and an edge $e \in E$ indicates that the parent's partial solution is a direct prerequisite for the child's. Let $S_{\text{leaf}}(T) \subset V$ denote the set of leaf nodes in T , each representing a single solution attempt, either a completed solution under one approach or a dead-end where the approach failed to yield a correct or full solution. Among these, we define $S_{\text{leaf}}^*(T) = \{v \in S_{\text{leaf}}(T) : v \text{ encodes a fully correct solution}\}$ as the subset of leaves that represent correct solutions.
- Jump layer (action):** Let $i = (i_0, i_1, \dots, i_K)$ denote the sequence of reasoning steps, where i_k refers to the index of k -th visited node in the tree. The jump starts at v_{i_0} (the root) and ends at v_{i_K} (the final solution). Each transition between consecutive steps (i_k, i_{k+1}) is labeled with an action type $\phi_k \in \{\text{calc}, \text{verify}, \text{backtrack}\}$, where $k = 1, \dots, K-1$. Here, *calc* refers to generating an intermediate step via calculation or derivation; *verify* denotes revisiting a node to check its correctness; and *backtrack* indicates returning to a previous node to explore an alternative reasoning path. A jump is the pair $W = (i, \phi)$, fully specifying both the node sequence and how the solver moves through the tree. A *derived solution step* is any step in the jump that reaches a leaf node via a *calc* transition. Even if the leaf has been visited before, it still counts as a derived step if reached via *calc*; by contrast, visits for verification do not count. We mathematically define the sequence of such steps as $i_{\text{leaf}}(T, W) = (i_{k_1}, \dots, i_{k_M})$, where each $v_{i_{k_j}} \in S_{\text{leaf}}(T)$ and the corresponding transition is $\phi_{k_j} = \text{calc}$, for all $j = 1, \dots, M$. Among these, we further define the *correct derived solution steps* as $i_{\text{leaf}}^*(T, W)$, a subsequence of $i_{\text{leaf}}(T, W)$, consisting of indices i_{k_j} such that $v_{i_{k_j}} \in S_{\text{leaf}}^*(T)$.

Notations. Define $\text{consec}(\cdot)$ as an operator that takes a sequence as input and returns the set of all consecutive pairs; that is, for a sequence (x_1, \dots, x_M) , $\text{consec}(x_1, \dots, x_M) =$

$\{(x_1, x_2), \dots, (x_{M-1}, x_M)\}$. Let $\text{set}(\cdot)$ be the operator that convert a sequence into a set. For any sequence $\mathbf{i} = (i_1, \dots, i_n)$, we denote its j -th element (1-based indexing) by $\mathbf{i}[j]$. When consider N generated reasonings and their corresponding ReJump, we use subscript (n) to denotes the n -th reasoning instance.

Next, we present more rigorous definitions of the evaluation metrics.

A.1 EVALUATION METRICS

This tool enables analysis of LLM reasoning behaviors, including solution diversity, exploration-exploitation trade-off, effectiveness in identifying correct paths, frequency of overthinking, forgetting, and verification. These aspects are quantified using the following metrics, computed across all reasonings and their corresponding ReJumps within a task.

Solution Count ($\#_{\text{solution}}$). This metric quantifies the model’s ability to discover diverse solution attempts, measured by the number of leaf nodes in the reasoning tree. We define $\#_{\text{solution}}(\{T\}) = |S_{\text{leaf}}(T)|$ as the total number of leaf nodes representing distinct solutions within a single tree T . To assess the average performance over N reasoning instances for a given task, we calculate the Average Solution Count as the mean number of unique solutions found across all instances: $\#_{\text{solution}}(\{T^{(n)}\}_{n=1}^N) = \sum_{n=1}^N \#_{\text{solution}}(\{T^{(n)}\})/N$.

Jump Distance (d_{jump}). This metric captures the exploration-exploitation tradeoff of the reasonings by averaging how far the reasoning “jumps” between newly visited leaf nodes (see Fig. 2). Define $d(u, v)$ as the number of edges on the path between nodes $u, v \in V$. The jump distance of a single jump trace is $d_{\text{jump}}(\{(T, W)\}) = \frac{1}{|\text{consec}(\mathbf{i}_{\text{leaf}}(T, W))|} \sum_{(i_j, i_l) \in \text{consec}(\mathbf{i}_{\text{leaf}}(T, W))} d(v_{i_j}, v_{i_l})$, and the task-level average is $d_{\text{jump}}(\{(T^{(n)}, W^{(n)})\}_{n=1}^N) = \frac{1}{N} \sum_{n=1}^N d_{\text{jump}}(\{(T^{(n)}, W^{(n)})\})$.

Success Rate (r_{success}). The metric measures how frequently a reasoning path produces a correct solution. For a single reasoning with tree T and jump W , the success rate is computed as $r_{\text{success}}(\{(T, W)\}) = |\mathbf{i}_{\text{leaf}}^*(T, W)|/|\mathbf{i}_{\text{leaf}}(T, W)|$, i.e., the proportion of newly visited leaf nodes that are correct solutions. The overall average is computed across all N reasoning instances: $r_{\text{success}}(\{(T^{(n)}, W^{(n)})\}_{n=1}^N) = \frac{1}{N} \sum_{n=1}^N r_{\text{success}}(\{(T^{(n)}, W^{(n)})\})$.

Verification Rate (r_{verify}). This metric quantifies how frequently the model invokes verification steps during its reasoning process. For a given reasoning instance with jump $W = (\mathbf{i}, \phi)$, the verification rate is computed as the number of `verify` transitions divided by the total number of steps in the jump: $r_{\text{verify}}(\{W\}) = \sum_{\phi_k \in \text{set}(\phi)} \mathbb{I}\{\phi_k = \text{verify}\}/(K-1)$. We report the average verification rate across all N reasoning instances. $r_{\text{verify}}(\{W^{(n)}\}_{n=1}^N) = \sum_{n=1}^N r_{\text{verify}}(\{W^{(n)}\})/N$.

Overthinking Rate ($r_{\text{overthinking}}$). This metric quantifies the extent of unnecessary exploration after a correct solution has already been found. For a given reasoning instance with tree T and jump W , let k_0^* denote the first index in $\mathbf{i}_{\text{leaf}}^*(T, W)$, the step at which a correct leaf is first reached. The overthinking rate is defined as the fraction of newly visited leaf nodes that appear *after* this first correct solution: $r_{\text{overthinking}}(\{(T, W)\}) = |\{i_k \in \text{set}(\mathbf{i}_{\text{leaf}}(T, W)) : k > k_0^*\}|/|\mathbf{i}_{\text{leaf}}(T, W)|$. In other words, it measures how many additional leaf nodes are explored via `calc` transitions after a correct solution has been identified. The task-level overthinking rate is then given by the average over all N reasoning instances: $r_{\text{overthinking}}(\{(T^{(n)}, W^{(n)})\}_{n=1}^N) = \frac{1}{N} \sum_{n=1}^N r_{\text{overthinking}}(\{(T^{(n)}, W^{(n)})\})$.

Forgetting Rate (r_{forget}). This metric tracks how often the model forgets its earlier steps and recomputes a previously derived result. Specifically, forgetting is flagged when a previously visited leaf node is revisited via a `calc` transition (see Fig. 10). We define a binary indicator for each reasoning instance as $\mathbf{1}_{\text{forget}}(T, W) = 1 - \prod_{m=2}^M \left(\prod_{j=1}^{m-1} \mathbb{I}\{\mathbf{i}_{\text{leaf}}[j] \neq \mathbf{i}_{\text{leaf}}[m]\} \right)$, which returns 1 if any earlier leaf is re-entered, and 0 otherwise. The forgetting rate is then reported as the proportion of instances where forgetting occurred: $r_{\text{forget}}(\{(T^{(n)}, W^{(n)})\}_{n=1}^N) = \frac{1}{N} \sum_{n=1}^N \mathbf{1}_{\text{forget}}(T^{(n)}, W^{(n)})$.

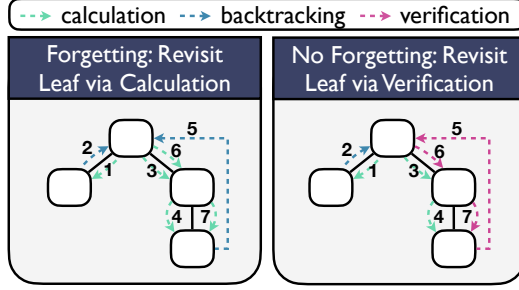


Figure 10: Illustration of forgetting vs. no forgetting in ReJump. Revisiting an already-seen node via `calc` indicates forgetting, while revisiting via `verify` does not.

Table 7: Redundancy scores of the six metrics on MATH-500 and Game of 24. Lower values indicate less dependence on other metrics.

Dataset	$\#_{\text{solution}}$	d_{jump}	r_{success}	r_{verify}	$r_{\text{overthinking}}$	r_{forget}
MATH-500	0.789	0.624	0.437	0.105	0.944	0.277
Game of 24	0.731	0.761	0.882	0.687	0.840	0.840

A.2 REDUNDANCY ANALYSIS OF PROPOSED METRICS

To assess whether the six proposed metrics capture complementary aspects of reasoning behavior, we conduct an information-theoretic redundancy analysis. For each metric M , we compute its redundancy as

$$\text{Redundancy}(M) = \frac{I(M; \text{others})}{H(M)},$$

where $H(M)$ is the entropy of M and $I(M; \text{others})$ is the mutual information between M and the remaining metrics. Lower values indicate that the metric contains information not recoverable from the others. Redundancy scores for MATH-500 and Game of 24 are reported in Tab. 7.

B EXTENDED SEC. 4: REJUMP-EXTRACTOR

In addition to the illustrative example on a math word problem, we include one more example showcasing the construction and visualization of ReJump, with both examples shown in Fig. 9.

B.1 LLM PROMPTS FOR REJUMP CONSTRUCTION

In this section, we present the prompt used by the LLM to parse results across all experiments.

We use different prompts for the two datasets. Listing 1 and Listing 2 show the prompts used to extract the tree and jump from the generated reasoning for MATH-500, respectively, while Listing 3 and Listing 4 show the corresponding prompts for Game of 24.

```

1 def get_tree_prompt_math(input_str, output_str):
2     return f"""
3 Your task is to analyze a detailed thinking process for solving a math
  problem (provided below) and convert it into a reasoning tree. This
  tree must represent the **chronological flow of solving substantive,
  mathematically well-posed subproblems or distinct attempts**,
  starting from an initial state and culminating in answering the
  original question.
4
5 Represent this structure as a **single JSON object** where keys are
  unique node IDs (e.g., "node1", "node2") and values are node objects
  detailing each state or subproblem attempt.
6

```



```

7 **Core Principles for Tree Generation:**
8
9 * **Chronological Flow & Dependency:** The tree follows the order of
  substantive steps/attempts in the reasoning. Parent links indicate
  the preceding step whose 'Result' provides necessary mathematical
  input.
10 **BRANCHING AND SUBSTEP RULE:**
11   - Create a new branch **if and only if** the reasoning process
    explicitly abandons or gives up on a previous approach and then
    starts a new, distinct solution plan. In other words, a new branch is
    created always and only when the previous line of reasoning is
    abandoned and a fundamentally different method is attempted. The new
    branch should start from the most recent shared node. Even if the
    solver does not immediately abandon the previous approach, we still
    consider it an Abandoned Attempt Node and mark it with [Path
    abandoned] if a different method is initiated that departs from the
    original direction.
12   - Importantly, whenever a new branch is created, the leaf node where
    the previous method ended must be explicitly marked with [Path
    abandoned].
13   - Conversely, if the current node is marked with [Path abandoned], a
    new branch must always be created.
14   - Importantly, for all subproblems or calculations within a single
    uninterrupted attempt, even if subcalculations are mathematically
    independent, represent these steps sequentially in the order they are
    performed in the reasoning: each node's parent must be the
    immediately preceding node within that attempt.
15   That is, substeps within any one attempt always form a single chain.
16 * **Substantive, Well-Posed Steps Only:** Nodes must represent **major**
  intermediate calculations or logical deductions constituting a clear,
  self-contained mathematical task (like a homework sub-problem). **
  Aggressively filter out **setup actions, strategy descriptions,
  narrative, verification, and trivial calculations/manipulations.
  Minor algebraic steps within a larger logical step must be grouped.
17 * **Include Failed Attempts:** Represent distinct, substantive
  calculation or derivation attempts that were **explicitly abandoned**
  in the reasoning as separate nodes in the chronological flow. **Do
  not filter these out.**
18 * **Focus on Mathematical Task:** Intermediate 'Problem' fields must
  state a clear mathematical objective based on **all necessary given
  mathematical conditions and inputs**, avoiding descriptions of the
  reasoner's process or assumptions *within the Problem text*.
19 * **Special Final Node:** The node performing the last calculation for
  the final answer uses the original problem statement as its 'Problem
  '.
20
21 **Node Object Structure:**
22 Each node object must contain: 'Problem', 'parent', 'Result'.
23
24 1. **'Problem' (String): Defines the specific mathematical task for this
  node.**
25   * **'node1' (Root):** Must be exactly "Initial State".
26   * **Intermediate Nodes ('node2' to 'node(N-1)'):** Formulates a **
    clear, mathematically well-posed, and self-contained task
    representing a substantive step or distinct attempt.** Each node
    represents achieving a distinct intermediate objective through
    calculation or deduction.
27     * **Format:** Start with "Given..." listing **all essential
      mathematical conditions, constraints, equations, and input values** (
      often from parent 'Result' or established context like 'point P is on
      curve C') needed to define and solve *this specific task*. End with
      a specific mathematical question/instruction (e.g., "Calculate...", "
      Solve...", "Derive...").
28     * **Content:** The formulation must focus purely on the **
      mathematical task**, making it **understandable and solvable in

```

```

isolation** like a homework sub-problem, using only the provided "
Given..." information and general mathematical knowledge. **CRITICAL
RULE:** The 'Problem' text must not include descriptions of the
reasoner's strategy, assumptions, or procedural instructions
reflecting the reasoning flow. State only the necessary mathematical
conditions and the objective. The task must be substantive. **
CRITICAL FILTERING RULE:** DO NOT create separate nodes for
individual algebraic manipulations... [rest of filtering rule stays
the same - GROUP minor operations]. Also filter out narrative, setup,
verification. No meta-tags or node ID references.
29 * 'nodeN' (Final Calculation Node):** This node represents the
very last calculation step that produces the final answer. Its '
Problem' field must contain the verbatim Original Problem Statement
.**
30
31 2. 'parent' (String): Identifies the immediately preceding substantive
step providing necessary input.**
32 * 'node1':** Must be "none".
33 * Other Nodes ('node2' to 'nodeN'):** Must be the ID of the node
whose 'Result' provides the direct mathematical prerequisite for the
task in the current node's 'Problem'. (For abandoned attempts, the
parent is the node preceding the attempt).
34
35 3. 'Result' (String): Records the mathematical outcome of completing
the task.**
36 * 'node1':** "Original problem statement provided as context." (or
similar).
37 * Intermediate Nodes ('node2' to 'node(N-1)'):** The direct
mathematical outcome of achieving the task defined in 'Problem'.
Summarizes the result of grouped operations.
38 * Abandoned Attempt Nodes:** Must state any partial outcome and
explicitly end with "[Path abandoned]".
39 * 'nodeN' (Final Calculation Node):** Must be the final answer
to the Original Problem Statement.
40
41 **Instructions for Analysis:**
42 1. Inputs:** Use the "Original Problem Statement" and "Input Reasoning
Process".
43 2. Identify & Filter Steps:** Read the reasoning chronologically.
Identify major calculation phases, key logical deductions, or
distinct attempts. Crucially, ensure that distinct, substantive
attempts explicitly marked as abandoned in the reasoning are
identified and not filtered out.** Apply the CRITICAL FILTERING
and GROUPING RULES aggressively: Group sequences of trivial
algebraic steps into the single larger objective they serve. Filter
out non-mathematical content, setup, strategy descriptions/
assumptions-as-actions, and verification. Only create nodes for the
remaining substantive steps and distinct abandoned attempts.
44 3. Create Nodes Sequentially:**
45 * Create 'node1'.
46 * For each identified substantive step/objective/attempt before
the final answer calculation: Create the corresponding intermediate
node ('node2', 'node3', ...). Determine 'parent'. Formulate the '
Problem' strictly according to Rule 1 (well-posed, self-contained
task including all necessary conditions/constraints, no process
descriptions). Record 'Result'. Link abandoned attempt nodes
chronologically.
47 * For the final calculation step: Create 'nodeN'. Determine '
parent'. Set 'Problem' to verbatim Original Problem Statement. Set '
Result' to final answer.
48 4. Formatting:** Use LaTeX ( $\dots$ ) for all math notation.
49 5. Output:** Produce a single JSON object.
50
51 ---
52 **BEGIN ORIGINAL PROBLEM STATEMENT**

```

```

53 ---
54 {input_str}
55 ---
56 **END ORIGINAL PROBLEM STATEMENT**
57 ---
58
59 ---
60 **BEGIN INPUT REASONING PROCESS**
61 ---
62 {output_str}
63 ---
64 **END INPUT REASONING PROCESS**
65 ---
66
67 Generate the JSON output based on these instructions.
68     """
69
70 # After obtaining the tree, use a separate prompt to evaluate the
71   correctness of each leaf node for refining the tree.
72 def get_result_parsing_and_comparison_prompt(result_string,
73   ground_truth_string):
74     return f"""You are an expert AI assistant. Your task is to analyze a
75     'Result' string from a mathematical reasoning step and compare its
76     final numerical answer to a 'Ground Truth' value.
77
78 Instructions:
79 1. Extract the final numerical value(s) from the 'Result' string.
80   - If multiple numbers are present, focus on the one that seems to be
81     the conclusive answer of that step.
82   - Handle approximations (e.g., "approx 46.0", "is about 3.14").
83   - If the result explicitly states abandonment (e.g., "[Path abandoned
84     ]"), extract the numerical value derived before abandonment, if any
85     . If no clear numerical value was derived, use "N/A" for the parsed
86     value.
87   - If no specific numerical answer can be clearly identified, use "N/A
88     " for the parsed value.
89
90 2. Compare the extracted numerical value with the 'Ground Truth' value.
91   - The comparison should determine if they are essentially the same,
92     considering potential minor differences in formatting or precision (e
93     .g., "46" vs "46.0", "1.03" vs "1.035" if context implies rounding).
94   - If the parsed value is "N/A", the comparison result should be "
95     NOT_APPLICABLE".
96   - If the ground truth is empty or clearly not a comparable numerical
97     value, and the parsed value is numerical, consider it a "MISMATCH"
98     unless specified otherwise.
99
100 3. Output a single JSON object with two keys:
101   - "parsed_value": The extracted numerical value as a string (e.g
102     ., "46", "3.14", "N/A").
103   - "match_status": A string indicating the comparison result. Must
104     be one of: "MATCH", "MISMATCH", "NOT_APPLICABLE".
105
106 Example:
107 Result string: "Using the approximations,  $\tan x^\circ \approx \frac{1.3270 + 6.3138}{1.3270 \times 6.3138 - 1} \approx \frac{7.6408}{7.381} \approx 1.0355$ . This implies  $x \approx \arctan(1.0355) \approx 46.0^\circ$  [Path abandoned]"
108 Ground Truth string: "46"
109 Expected JSON Output: {"parsed_value": "46.0", "match_status": "MATCH"}
110
111 Result string: "The answer is  $y=3$ ."
112 Ground Truth string: "3.0"
113 Expected JSON Output: {"parsed_value": "3", "match_status": "MATCH"}

```

```

98
99 Result string: "The calculation leads to  $\$10/2 = 5\$$ . However, this path
    is incorrect."
100 Ground Truth string: "7"
101 Expected JSON Output: {"parsed_value": "5", "match_status": "MISMATCH"}}
102
103 Result string: "[Path abandoned] No value obtained."
104 Ground Truth string: "10"
105 Expected JSON Output: {"parsed_value": "N/A", "match_status": "
    NOT_APPLICABLE"}}
106
107 ---
108 Result string to analyze:
109 {result_string}
110
111 Ground Truth value:
112 {ground_truth_string}
113 ---
114
115 JSON Output: ""

```

Listing 1: Prompt for extracting a tree from the reasoning trace in JSON format for MATH-500.

```

1 def get_jump_prompt(input_str, output_str, tree_json):
2     return f"""
3 You are an AI assistant specialized in analyzing mathematical reasoning
    processes. Your task is to trace the provided reasoning text against
    a structured reasoning tree and generate a "walk" representing the
    trajectory of the thought process.
4
5 **Inputs:**
6
7 1. **Problem Description:**
    ```
9 {input_str}
10 ```
11 2. **Reasoning Text:** A step-by-step textual explanation of how the
 problem was solved, including potential errors, corrections,
 explorations of different paths, and verifications.
12 ```text
13 {output_str}
14 ```
15 3. **Reasoning Tree:** A JSON object representing the structured steps
 and dependencies of the solution(s). Each key is a node ID, and the
 value contains information about that step, including its parent node
 and specifically a "Problem" field describing the task of that node.
16 ```json
17 {tree_json}
18 ```
19
20 **Task:**
21
22 Analyze the 'Reasoning Text' to determine the sequence in which the
 solver mentally visited or considered the steps represented by the
 nodes in the 'Reasoning Tree'. Identify the transitions between these
 nodes and categorize each transition. **Crucially, for verification
 steps, visiting a node X implies the text shows evidence of re-doing
 the specific task described in the "Problem" field of node X.**
23
24 **Output Format:**
25
26 Generate a JSON list of dictionaries, where each dictionary represents a
 single step in the reasoning walk. Each dictionary must have the
 following keys:
27

```

```

28 * 'from': The ID (string) of the node the reasoning is moving *from*.
29 * 'to': The ID (string) of the node the reasoning is moving *to*.
30 * 'category': A string indicating the type of transition. Must be one of:
31 * 'calculation/derivation': Represents forward progress in the
 reasoning, moving from one step to the next logical step (often
 parent to child in the tree) to derive new information or explore a
 solution path.
32 * 'backtracking': Represents abandoning a current line of thought or
 calculation (often because it's incorrect, inefficient, or a dead end
) and returning to a previous state (node) to try a different
 approach. This is typically a move from a node to one of its
 ancestors (not necessarily the direct parent).
33 * 'verification': Represents checking or confirming a result or step
 by re-doing the work associated with previous nodes. This is
 determined based on the text:
34 * **Specific Re-work**: If the text explicitly describes actions
 that precisely match the **problem description** defined within an
 intermediate node (e.g., node X) as part of checking a later result (
 node Z), trace the path reflecting that specific re-work (e.g., Z ->
 X -> Z). This requires clear evidence in the text of **re-solving the
 problem defined in node X**.
35 * **General Check**: If the text indicates verification of a
 result (node Z) but ***does not*** show actions matching the specific
 problem description of any intermediate node, interpret this as
 checking consistency with the initial problem statement/conditions (
 node 1). Represent this path as Z -> 1 -> Z. ***Note: Simply using a
 formula or result from a previous node (e.g., node X) without showing
 the steps to re-solve the problem defined in node X does NOT count
 as re-doing the work of node X.***
36
37 **Instructions:**
38
39 1. Read the 'Reasoning Text' carefully, paying attention to the flow,
 changes in direction, calculations, statements of intent (e.g., "Let
 me try...", "No, that's wrong...", "Let me verify..."), and results.
40 2. Map segments of the 'Reasoning Text' to the corresponding nodes in
 the 'Reasoning Tree'. Use the "Problem" and "Result" fields in the
 tree nodes to help with mapping *initial* derivations.
41 3. Identify the sequence of nodes visited or considered based on the
 flow of the 'Reasoning Text'.
42 4. For each transition from one node ('from') to the next ('to') in the
 sequence, determine the appropriate 'category' based the definitions
 above.
43 5. Pay close attention to parts of the reasoning text that indicate:
44 * Starting a calculation or derivation (maps to 'calculation/
 derivation').
45 * Realizing an error or deciding a path is not fruitful and returning
 to an earlier idea (maps to 'backtracking').
46 * Re-checking results (maps to 'verification'). **When mapping '
 verification':** First, check if the text describes actions that
 precisely match the **problem description** of an intermediate node (
 Node X), essentially re-doing the work defined in that node. If yes,
 trace the walk through the node being re-worked (e.g., Z -> X -> Z).
 If the text indicates verification but ***does not*** show such a
 specific re-work of a prior node's problem, assume it implies
 checking against the initial problem conditions (node 1) and
 represent the path as Z -> 1 -> Z. Remember: Simply *using* a result
 or formula from node X does not qualify as re-doing the problem of
 node X according to this definition.
47 6. The walk should reflect the *actual* path taken in the 'Reasoning
 Text', including explorations of dead ends (like 'node2' in the
 example) and subsequent backtracking.
48
49 **Mandatory Backtracking Rule:**

```



Only when the reasoning process explicitly abandons **or** gives up on the current approach at node A **and** then starts a new, distinct attempt at node B must you include a backtracking transition **from** A to the parent of B, followed by a calculation/derivation transition **from** the parent of B to B. Never allow a direct calculation/derivation transition **from** A to B **in** these cases. Do **not** include backtracking transitions **except in** such abandonment cases.

7. Ensure the output **is** strictly the JSON **list as** specified, **with** no additional explanatory text.

8. The output **MUST** be perfectly valid JSON, parseable by standard libraries.

9. The walk must always start at node1: The first transition **in** your output should always be `"from": "node1", "to": ...`. Never use `"from": "none", "from": null`, **or any** other alternative. Assume reasoning always conceptually begins at node1.

**\*\*Example Analysis (Based on Provided Inputs with Stricter Verification Logic):\*\***

\* Reasoning starts, defining the problem (maps to 'node1').

\* Text explores calculating AB **with** specific points (maps to 'node2'). 'node1' -> 'node2' ('calculation/derivation').

\* Text says "That seems messy... Let me think differently." **and** abandons the 'node2' approach, returning to the setup phase (conceptually 'node1'). 'node2' -> 'node1' ('backtracking').

\* Text introduces symmetry **and** points B(x,y), C(-x,y) (maps to 'node3'). 'node1' -> 'node3' ('calculation/derivation'). This step involves **\*** doing\* the problem **in** 'node3' (calculating distances).

\* Text derives relationship between AB **and** BC, sets them equal (maps to 'node4'). 'node3' -> 'node4' ('calculation/derivation').

\* Text solves **for** x **and** y using parabola equation (maps to 'node5'). 'node4' -> 'node5' ('calculation/derivation').

\* Text calculates final side length (maps to 'node6'). 'node5' -> 'node6' ('calculation/derivation').

\* Text says "Let me verify with the distance." It then shows:

1. 'AB = sqrt(x^2 + y^2) = ...' This **\*\*\*uses\*\*\*** the formula derived **in** 'node3' **and** values **from** 'node5'. It does **\*\*\*not\*\*\*** show a re-derivation of the distance formula **as** described **in** 'node3's problem ("Calculate the distances...").

2. 'BC is 2x = ...' This **\*\*\*uses\*\*\*** the formula derived **in** 'node3' **and** value from 'node5'. It does **\*\*\*not\*\*\*** show a re-derivation.

\* **\*\*Applying the strict verification rule:\*\*** Does the text show actions matching the **\*problem description\*** of an intermediate node (like re-deriving the formulas as defined in 'node3's problem, **or** re-solving **for** x,y **as** defined **in** 'node5's problem)? **\*\*No\*\***, the text only shows the **\*application\*** of results from previous nodes.

\* Therefore, according to the rule, since no specific re-work of a prior node's **\*\*problem\*\*** **is** detailed, we default to the **\*\*General Check\*\*** case. The path should be represented **as** checking the final result ('node6') against the initial state ('node1').

\* The expected verification path **for** this text, under this strict interpretation, would be: 'node6' -> 'node1' ('verification'), potentially followed by 'node1' -> 'node6' ('verification') **or** repeated. A simple 'node6 -> node1 -> node6' sequence **for** the overall verification check **is** likely.

**\*\*Final Output Request:\*\***

Now, analyze the provided inputs ('{{problem\_description}}', '{{reasoning\_text}}', '{{reasoning\_tree\_json}}') using **\*\*this strict interpretation of verification\*\*** (visiting a node requires re-doing its specific "Problem") **and** generate the reasoning walk **as** a JSON **list**. Output **\*only\*** the JSON **list**.

75 """

Listing 2: Prompt used to extract jump from reasoning as a JSON structure for MATH-500.

```

1 def get_tree_prompt(input_str, output_str):
2 return f"""
3 Given the problem statement and reasoning process below. Your task is to
4 analyze a detailed thinking process for solving a math problem (
5 provided below) and convert it into a reasoning tree. **Do not try to
6 solve the problem yourself, fully use the given reasoning process
7 and just convert it!**
8
9 ---
10 **BEGIN ORIGINAL PROBLEM STATEMENT**
11 ---
12 {input_str}
13 ---
14 **END ORIGINAL PROBLEM STATEMENT**
15 ---
16
17 ---
18 **BEGIN INPUT REASONING PROCESS**
19 ---
20 {output_str}
21 ---
22 **END INPUT REASONING PROCESS**
23
24 Here are some instructions:
25
26 **Node Object Structure:**
27
28 Each node object must contain: 'Problem', 'parent', 'Result'.
29
30 1. **'Problem' (String):** A partial solution containing the four numbers
31 and any calculation has been tried. Only use numbers, + - * / and
32 parentheses.
33
34 * **'node1' (Root):** Must be exactly the four initial numbers in the
35 problem. For example, "9,3,12,8".
36
37 * **Non-leaf Nodes:** Each node describes the partial solution being
38 explored. For example, for problem 9,3,12,8, an intermediate node "
39 9-3, 12, 8" means that we have tried (9-3), and need to try 2 more
40 calculations with numbers 12 and 8 to get 24. Give all these nodes
41 indexes number to keep tracking (after node1).
42
43 * **Leaf node:** This node represents the very last calculation step
44 that produces the final answer after three calculation steps. For
45 example, for problem 9,3,12,8, this could be "9-3+128", which is a
46 leaf node that is unsuccessful. Another successful leaf node could be
47 "(9-3)*(128)". Also use an index number for each one (after node1).
48
49 Pay attention that the problem statement of each node should be unique.
50 If two nodes have the same description (i.e., the same partial
51 calculation and the numbers not calculated so far), merge them into
52 one.
53
54 2. **'parent' (String):**
55
56 * **'node1' (root):** Must be None.
57
58 * **Other nodes:** Must be the previous partial solution that the current
59 node builds on. For example, the parent of the node "9-3, 12, 8" is

```

```

 "9,3,12,8". But here just use the index number to indicate the index
 of its parent node.
42
43 3. **`Result` (String):
44
45 * **`root`: None.
46
47 * **Intermediate Nodes: None.
48
49 * **Leaf node Must be the **final answer. For example, the result of
 node "9-3+12-8" is 10. Written in latex.
50
51 Please generate a single JSON output. This output must be a **single JSON
 object where keys are unique node IDs (e.g., "node1", "node2",
 corresponding to the index numbers assigned to track the nodes) and
 values are the node objects (containing 'Problem', 'parent', 'Result
 ') as detailed above.
52
53 """

```

Listing 3: Prompt used to extract tree from reasoning as a JSON structure for Game of 24.

```

1 def get_jump_prompt(input_str, output_str, tree_json):
2 return f"""
3 You are an AI assistant specialized in analyzing mathematical reasoning
 processes. Your task is to trace the provided reasoning text against
 a structured reasoning tree and generate a "walk" representing the
 trajectory of the thought process.
4
5 **Inputs:**
6
7 1. **Problem Description:**
8 ``
9 {input_str}
10 ``
11 2. **Reasoning Text:** A step-by-step textual explanation of how the
 problem was solved, including potential errors, corrections,
 explorations of different paths, and verifications.
12 ``text
13 {output_str}
14 ``
15 3. **Reasoning Tree:** A JSON object representing the structured steps
 and dependencies of the solution(s). Each key is a node ID, and the
 value contains information about that step, including its parent node
 and specifically a "Problem" field describing the task of that node.
16 ``json
17 {tree_json}
18 ``
19
20 **Task:**
21
22 Analyze the 'Reasoning Text' to determine the sequence in which the
 solver mentally visited or considered the steps represented by the
 nodes in the 'Reasoning Tree'. Identify the transitions between these
 nodes and categorize each transition. **Crucially, for verification
 steps, visiting a node X implies the text shows evidence of re-doing
 the specific task described in the "Problem" field of node X.**
23
24 **Output Format:**
25
26 Generate a JSON list of dictionaries, where each dictionary represents a
 single step in the reasoning walk. Each dictionary must have the
 following keys:
27
28 * `from`: The ID (string) of the node the reasoning is moving *from*.

```

```

29 * 'to': The ID (string) of the node the reasoning is moving *to*.
30 * 'category': A string indicating the type of transition. Must be one of:
31 * 'calculation/derivation': Represents forward progress in the
 reasoning, moving from one step to the next logical step (often
 parent to child in the tree) to derive new information or explore a
 solution path.
32 * 'backtracking': Represents abandoning a current line of thought or
 calculation (often because it's incorrect, inefficient, or a dead end
) and returning to a previous state (node) to try a different
 approach. This is typically a move from a node to one of its
 ancestors (not necessarily the direct parent).
33 * 'verification': Represents checking or confirming a result or step
 by re-doing the work associated with previous nodes. This is
 determined based on the text:
34 * **Specific Re-work**: If the text explicitly describes actions
 that precisely match the **problem description** defined within an
 intermediate node (e.g., node X) as part of checking a later result (
 node Z), trace the path reflecting that specific re-work (e.g., Z ->
 X -> Z). This requires clear evidence in the text of **re-solving the
 problem defined in node X**.
35 * **General Check**: If the text indicates verification of a
 result (node Z) but ***does not*** show actions matching the specific
 problem description of any intermediate node, interpret this as
 checking consistency with the initial problem statement/conditions (
 node 1). Represent this path as Z -> 1 -> Z. ***Note: Simply using a
 formula or result from a previous node (e.g., node X) without showing
 the steps to re-solve the problem defined in node X does NOT count
 as re-doing the work of node X.***
36
37 **Instructions:**
38
39 1. Read the 'Reasoning Text' carefully, paying attention to the flow,
 changes in direction, calculations, statements of intent (e.g., "Let
 me try...", "No, that's wrong...", "Let me verify..."), and results.
40 2. Map segments of the 'Reasoning Text' to the corresponding nodes in
 the 'Reasoning Tree'. Use the "Problem" and "Result" fields in the
 tree nodes to help with mapping *initial* derivations.
41 3. Identify the sequence of nodes visited or considered based on the
 flow of the 'Reasoning Text'.
42 4. For each transition from one node ('from') to the next ('to') in the
 sequence, determine the appropriate 'category' based the definitions
 above.
43 5. Pay close attention to parts of the reasoning text that indicate:
44 * Starting a calculation or derivation (maps to 'calculation/
 derivation').
45 * Realizing an error or deciding a path is not fruitful and returning
 to an earlier idea (maps to 'backtracking').
46 * Re-checking results (maps to 'verification'). **When mapping '
 verification':** First, check if the text describes actions that
 precisely match the **problem description** of an intermediate node (
 Node X), essentially re-doing the work defined in that node. If yes,
 trace the walk through the node being re-worked (e.g., Z -> X -> Z).
 If the text indicates verification but ***does not*** show such a
 specific re-work of a prior node's problem, assume it implies
 checking against the initial problem conditions (node 1) and
 represent the path as Z -> 1 -> Z. Remember: Simply *using* a result
 or formula from node X does not qualify as re-doing the problem of
 node X according to this definition.
47 6. The walk should reflect the *actual* path taken in the 'Reasoning
 Text', including explorations of dead ends (like 'node2' in the
 example) and subsequent backtracking.
48
49 **Mandatory Backtracking Rule:**
50 Only when the reasoning process explicitly abandons or gives up on
 the current approach at node A and then starts a new, distinct

```

```

attempt at node B must you include a backtracking transition from A
to the parent of B, followed by a calculation/derivation transition
from the parent of B to B. Never allow a direct calculation/
derivation transition from A to B in these cases. Do not include
backtracking transitions except in such abandonment cases.
51
52 7. Ensure the output is strictly the JSON list as specified, with no
additional explanatory text.
53 8. The output MUST be perfectly valid JSON, parseable by standard
libraries.
54 9. The walk must always start at node1: The first transition in your
output should always be '"from": "node1"', '"to": ...'. Never use '"
from": "none"', '"from": null', or any other alternative. Assume
reasoning always conceptually begins at node1.
55
56 **Example Analysis (Based on Provided Inputs with Stricter Verification
Logic):**
57
58 * Reasoning starts, defining the problem (maps to 'node1').
59 * Text explores calculating AB with specific points (maps to 'node2'). '
node1' -> 'node2' ('calculation/derivation').
60 * Text says "That seems messy... Let me think differently." and abandons
the 'node2' approach, returning to the setup phase (conceptually '
node1'). 'node2' -> 'node1' ('backtracking').
61 * Text introduces symmetry and points B(x,y), C(-x,y) (maps to 'node3').
'node1' -> 'node3' ('calculation/derivation'). This step involves *
doing* the problem in 'node3' (calculating distances).
62 * Text derives relationship between AB and BC, sets them equal (maps to '
node4'). 'node3' -> 'node4' ('calculation/derivation').
63 * Text solves for x and y using parabola equation (maps to 'node5'). '
node4' -> 'node5' ('calculation/derivation').
64 * Text calculates final side length (maps to 'node6'). 'node5' -> 'node6'
('calculation/derivation').
65 * Text says "Let me verify with the distance." It then shows:
66 1. 'AB = sqrt(x^2 + y^2) = ...' This uses the formula derived
in 'node3' and values from 'node5'. It does not show a re-
derivation of the distance formula as described in 'node3's problem
("Calculate the distances...").
67 2. 'BC is 2x = ...' This uses the formula derived in 'node3'
and value from 'node5'. It does not show a re-derivation.
68 * **Applying the strict verification rule:** Does the text show actions
matching the *problem description* of an intermediate node (like re-
deriving the formulas as defined in 'node3's problem, or re-solving
for x,y as defined in 'node5's problem)? **No**, the text only shows
the *application* of results from previous nodes.
69 * Therefore, according to the rule, since no specific re-work of a prior
node's **problem** is detailed, we default to the **General Check**
case. The path should be represented as checking the final result ('
node6') against the initial state ('node1').
70 * The expected verification path for this text, under this strict
interpretation, would be: 'node6' -> 'node1' ('verification'),
potentially followed by 'node1' -> 'node6' ('verification') or
repeated. A simple 'node6 -> node1 -> node6' sequence for the overall
verification check is likely.
71
72 **Final Output Request:**
73
74 Now, analyze the provided inputs ('{{problem_description}}', '{{
reasoning_text}}', '{{reasoning_tree_json}}') using **this strict
interpretation of verification** (visiting a node requires re-doing
its specific "Problem") and generate the reasoning walk as a JSON
list. Output *only* the JSON list.
75 """

```

Listing 4: Prompt used to extract jump from reasoning as a JSON structure for Game of 24.

## B.2 EXAMPLE REJUMP REPRESENTATIONS CONVERTED FROM REAL REASONING TRACES

In this part, we present example ReJump representations derived from real reasoning traces on both the MATH-500 and Game of 24 tasks. Specifically, we randomly select one problem from each task:

- **MATH-500:** The operation  $\&$  is defined for positive integers  $a$  and  $b$  as  $a\&b = \frac{\sqrt{ab+a}}{\sqrt{ab-b}}$ . What is the value of  $9\&2$ ? Express your answer as a common fraction in simplest radical form.
- **Game of 24:** Given the numbers 3, 6, 6, and 7, use each exactly once with basic arithmetic operations (+, −, ×, ÷) and optional parentheses to obtain 24.

For MATH500, we present the reasoning traces generated by Grok 3 Mini Beta and DeepSeek-R1 in Listing 5 and Listing 6, together with their corresponding ReJump representations shown in Fig. 11a and Fig. 11b. For Game of 24, we include the reasoning traces produced by DeepSeek-R1, Phi-4-reasoning-plus, and Claude 3.7 Sonnet in Listing 7, Listing 8, and Listing 9, along with their respective ReJump representations visualized in Fig. 4a, Fig. 4b, and Fig. 4c.

```

1 First, the operation is defined as $\backslash(a \& b = \frac{\sqrt{a b + a}}{\sqrt{a b - b}} \backslash)$. I need to find the value for $\backslash(a = 9 \backslash)$ and $\backslash(b = 2 \backslash)$.
2
3 So, plugging in the values: $\backslash(9 \& 2 = \frac{\sqrt{9 \cdot 2 + 9}}{\sqrt{9 \cdot 2 - 2}} \backslash)$.
4
5 Let me calculate inside the square roots.
6
7 First, $\backslash(9 \cdot 2 = 18 \backslash)$.
8
9 So, numerator: $\backslash(\sqrt{18 + 9} = \sqrt{27} \backslash)$.
10
11 Denominator: $\backslash(\sqrt{18 - 2} = \sqrt{16} \backslash)$.
12
13 Okay, so $\backslash(9 \& 2 = \frac{\sqrt{27}}{\sqrt{16}} \backslash)$.
14
15 I know that $\backslash(\frac{\sqrt{a}}{\sqrt{b}} = \sqrt{\frac{a}{b}} \backslash)$, so this simplifies to $\backslash(\sqrt{\frac{27}{16}} \backslash)$.
16
17 Now, $\backslash(\frac{27}{16} \backslash)$ is already a fraction, and 27 is 9 times 3, which is 3 squared times 3, so $\backslash(\sqrt{27} = \sqrt{9 \cdot 3} = 3\sqrt{3} \backslash)$.
18
19 And $\backslash(\sqrt{16} = 4 \backslash)$.
20
21 So, originally, $\backslash(\frac{\sqrt{27}}{\sqrt{16}} = \frac{3\sqrt{3}}{4} \backslash)$.
22
23 Is that the simplest form? Yeah, 3 and 4 have no common factors, and 3 is already simplified.
24
25 The problem says "express your answer as a common fraction in simplest radical form." So, $\backslash(\frac{3\sqrt{3}}{4} \backslash)$ is a common way to write it.
26
27 Is this a fraction? It's a fractional expression with a radical, which I think qualifies.
28
29 I could write it as $\backslash(\frac{3}{4} \sqrt{3} \backslash)$, but that's the same thing.
30
31 Let me double-check my calculations.
32
33 $a = 9, b = 2$
34
35 $ab + a = 9 \cdot 2 + 9 = 18 + 9 = 27, \quad 27 = (9 \cdot 3) = 3 \cdot 3$
36

```

```

37 $ab - b = 18 - 2 = 16, \quad 16 = 4$
38
39 So, yes, $\left(\frac{3\sqrt{3}}{4}\right)$
40
41 I think that's the final answer.
42
43 The problem says "Your response should just be the answer containing only
 answer with no additional text for example, 0"
44
45 So, I should just write $\left(\frac{3\sqrt{3}}{4}\right)$
46
47 In the example, it's just "0", so probably as a mathematical expression.
48
49 Sometimes they write it as a fraction.
50
51 I think it's fine.
52
53 One more thing: is there any simplification I missed? Is the expression
 inside the square roots positive? For $a=9, b=2$, $ab + a = 27 > 0$, $ab -$
 $b = 16 > 0$, so yes.
54
55 Also, b is positive integer, as stated.
56
57 Alright, I think that's it.

```

Listing 5: Example reasoning generated by Grok 3 Mini Beta on MATH-500.

```

1 Okay, let's try to solve this problem step by step. The operation is
 defined as $a \& b = \sqrt{ab + a} / \sqrt{ab - b}$. We need to find the
 value of $9 \& 2$. Alright, so first, I should substitute $a = 9$ and $b =$
 2 into the formula. Let me write that down.
2
3 So, substituting, we get:
4
5 $9 \& 2 = \sqrt{9*2 + 9} / \sqrt{9*2 - 2}$
6
7 Let me compute the numerator and denominator separately to avoid
 confusion.
8
9 Starting with the numerator: $9*2 + 9$. Let's calculate that. $9*2$ is 18,
 and then adding 9 gives $18 + 9 = 27$. So the numerator is $\sqrt{27}$.
10
11 Now the denominator: $9*2 - 2$. That's $18 - 2 = 16$. So the denominator is
 $\sqrt{16}$.
12
13 So now the expression becomes $\sqrt{27} / \sqrt{16}$. Let me simplify each
 square root.
14
15 $\sqrt{27}$ can be simplified. Since $27 = 9*3$, $\sqrt{9*3} = \sqrt{9}*\sqrt{3} =$
 $3*\sqrt{3}$.
16
17 $\sqrt{16}$ is straightforward. $\sqrt{16} = 4$.
18
19 So substituting back, we have $3*\sqrt{3} / 4$. That simplifies to $(3/4)*$
 $\sqrt{3}$. But let me check if this is the simplest radical form.
20
21 The problem asks for a common fraction in simplest radical form. A common
 fraction means that the numerator and denominator are integers, and
 the radical should be simplified as much as possible. Here, $\sqrt{3}$
 can't be simplified further, and the fraction $3/4$ is already in
 simplest terms. So I think that's the answer.
22
23 Wait, let me double-check my steps to make sure I didn't make any
 mistakes.
24

```



25 First, substituting  $a=9$  and  $b=2$ :  
 26  
 27 Numerator:  $ab + a = 9 \cdot 2 + 9 = 18 + 9 = 27$ . Correct.  
 28  
 29 Denominator:  $ab - b = 9 \cdot 2 - 2 = 18 - 2 = 16$ . Correct.  
 30  
 31  $\sqrt{27} = 3\sqrt{3}$ ,  $\sqrt{16} = 4$ . So  $3\sqrt{3}/4$ . Yes, that seems right  
 32  
 33 Hmm. Let me check if there's any other way to simplify or if I messed up  
 the order of operations. For example, in the denominator,  $ab - b$ :  
 since it's  $9 \cdot 2$  first, then subtract 2, which is  $18 - 2 = 16$ . Correct.  
 If it had been  $9 \cdot (2 - 2)$ , that would be 0, but that's not the case  
 here. Parentheses are around  $ab$  in both numerator and denominator, so  
 the operations are multiplication first, then addition or  
 subtraction. So, yes, that's correct.  
 34  
 35 Another thing to check:  $\sqrt{ab + a} / \sqrt{ab - b}$ . So the entire  $ab$   
 term is under the square roots, not just parts of them. So yes,  $\sqrt{ab + a}$   
 is  $\sqrt{(ab) + a}$  which is  $\sqrt{27}$ , and  $\sqrt{ab - b}$  is  $\sqrt{16}$ . All correct.  
 36  
 37 Therefore,  $3\sqrt{3}/4$  is the simplified form, which is a common fraction  
 with a radical in the numerator. Since 3 and 4 have no common  
 factors besides 1, the fraction is reduced completely. The radical  
 $\sqrt{3}$  cannot be simplified further. So this should be the answer.  
 38  
 39 Just to be thorough, let me compute the decimal values to see if it makes  
 sense.  $\sqrt{27}$  is about 5.196, and  $\sqrt{16}$  is 4. So  $5.196 / 4$   
 $1.299$ . If I compute  $3\sqrt{3}/4$ ,  $\sqrt{3}$  is approximately 1.732, so  
 $3 \cdot 1.732 = 5.196$ , divided by 4 is the same 1.299. That seems  
 reasonable. Let me check with the original formula:  $\sqrt{ab + a}$  is  
 $\sqrt{27} = 5.196$ ,  $\sqrt{ab - b}$  is  $\sqrt{16} = 4$ , so the ratio is indeed  
 approximately 1.299. So  $3 \sqrt{3}/4$  is correct.  
 40  
 41 Alternatively, is there a different way to approach this problem? Maybe  
 factoring out terms?  
 42  
 43 Let's see. Let's take the original expression:  
 44  
 45  $\sqrt{ab + a} / \sqrt{ab - b}$   
 46  
 47 Factor numerator and denominator:  
 48  
 49 Numerator:  $\sqrt{a(b + 1)}$   
 50  
 51 Denominator:  $\sqrt{b(a - 1)}$   
 52  
 53 So the expression becomes  $\sqrt{a(b + 1)} / \sqrt{b(a - 1)}$   
 54  
 55 Which is  $\sqrt{[a(b + 1)] / [b(a - 1)]}$   
 56  
 57 But maybe that's not helpful here. Let's plug in  $a=9$  and  $b=2$ :  
 58  
 59  $\sqrt{9 \cdot (2 + 1)} / \sqrt{2 \cdot (9 - 1)} = \sqrt{9 \cdot 3} / \sqrt{2 \cdot 8} = \sqrt{27} / \sqrt{16}$   
 $=$  same as before. So same result. So that method also gives  $3 \sqrt{3}/4$ . So yes, same answer.  
 60  
 61 Therefore, I'm confident that the value of  $9 \cdot 2$  is  $3 \sqrt{3}/4$ . Since the  
 problem asks for the answer as a common fraction in simplest radical  
 form, and  $3/4$  is a common fraction, and  $\sqrt{3}$  is simplified, this  
 should be correct.  
 62  
 63 \*\*Final Answer\*\*

```
64 \boxed{\dfrac{3\sqrt{3}}{4}}
```

Listing 6: Example reasoning generated by DeepSeek-R1 on MATH-500.

```

1 Okay, let's see. I need to get 24 using the numbers 3, 6, 6, and 7. Each
 number exactly once. Hmm. Let's start by thinking about possible
 combinations.
2
3 First, maybe multiply some numbers. 7 and 3 could be 21. Then I have two
 6s left. 21 plus 6 is 27, minus 6 is 21. That's not enough.
 Alternatively, 7 minus 3 is 4. Then 6 times 6 is 36. 4 times 36 would
 be way too big. Hmm.
4
5 Wait, maybe division can help. Let's see. If I do 6 divided by something.
 Like, 6 divided by (7 - 3) is $6/4 = 1.5$. Then multiply by the other
 6: $1.5 * 6 = 9$. Not enough. That's 9, but how to get to 24?
6
7 Another approach: combining 6 and 6 first. $6 + 6 = 12$. Then $7 - 3 = 4$. $12 * 4 = 48$.
 That's double. Not helpful. But maybe divide by something? Wait, 48
 divided by 2 is 24, but I don't have a 2. Hmm.
8
9 Wait, what if I do (7 - 6) first? That gives 1. Then 3 times 6 is 18. 18
 plus 1 is 19. Not helpful. Maybe other combinations.
10
11 What about 6 multiplied by (something). Let's see. Let's think of 24 as
 $6 * 4$. So if I can make 4 with 3, 6, and 7. $7 - 3$ is 4. Then $6 * 4 = 24$,
 but I still have another 6 left. Oh, right, need to use all numbers.
 So that approach leaves a 6 unused. Not allowed.
12
13 Alternatively, maybe (3 * 7) is 21. Then 21 plus 6 is 27, minus 6 is 21
 again. Not helpful.
14
15 Wait, maybe combining division and multiplication. Let's see. For example
 , $(6 / (7 - 3)) * 6$. Let's calculate that: $7 - 3$ is 4. $6/4$ is 1.5. $1.5
 * 6 = 9$. Still no. Not enough.
16
17 Another idea: (6 * 7) is 42. Then subtract $6 * 3$. $42 - 18 = 24$. Wait, that's
 possible. Let's check: $6 * 7 = 42$, then $3 * 6 = 18$. $42 - 18 = 24$. But wait, how
 are the numbers used? I have 6, 7, 3, 6. So each number is used once.
 Yes! Because the first 6 and 7, then 3 and the other 6. So that's $6 * 7
 - 3 * 6 = 42 - 18 = 24$. But let's verify the order. To use each exactly
 once, yes. 6, 7, 3, 6. All four numbers used. So the equation would be
 $6 * 7 - 3 * 6 = 24$. Let me check the math again. $6 * 7 = 42$, $3 * 6 = 18$.
 $42 - 18 = 24$. Yes! That works. So that's the solution. So the expression
is $6 * 7 - 3 * 6 = 24$. But let me make sure parentheses aren't needed here
. Since multiplication is done before subtraction, so it's $(6 * 7) -
(3 * 6) = 24$. So maybe written as $6 * 7 - 3 * 6 = 24$. Alternatively, maybe
with parentheses for clarity, but it's not necessary. So the answer
is $6 * 7 - 3 * 6 = 24$. But let me check if that's correct. Yes, using all
numbers once. Each 6, 7, 3, 6. Yes, all used once. So that's the
solution

```

Listing 7: Example reasoning generated by DeepSeek-R1 on Game of 24.

```

1 We are asked: "Given 4 numbers: 3, 6, 6, 7. use these four numbers
 exactly once with basic operations (+ - * /) to obtain 24. Provide
 one valid solution. Provide thinking process and then answer enclosed
 in <answer> tags. So answer must be according to instructions. It
 says: "Please provide your thinking process in" and then " tags after
 your final answer: <answer> ... </answer>" The expected answer is
 formatted as we want output: When forced to output the final answer
 using <answer> and </answer> tags.
2
3 I must confirm instructions: "Your final answer should be enclosed in <
 answer> and </answer> tags, containing only letter of the correct

```

answer with no additional text for example, <answer>2\*9+18/3=24</answer>" So answer final formula. Thus I answer with some manipulated : "3 \* 7 - 6/6???" but that yields 3\*7=21, then plus 6/6=1 equals 22, not 24. Let me see variations. We can test. We have two 6's: one can be used to produce another effect. Also note that can use division to create fraction 1. Let's experiment:

4

5 Goal: obtain 24.

6

7 We note that we have 7,3,6,6.

8

9 One idea: we can try:  $6 / 6 = 1$ , then  $7 + 3 = 10$ ? then multiply together:  $10 * 1$ ? not equals 24. Alternatively possibly:  $(7-3) * 6$ ? equals  $4 * 6 = 24$  is perfect? We just used two numbers: Use  $(7-3)$  equals 4, then multiplied by 6 equals 24 but then we didn't use the second 6? Wait no:  $7-3$  uses two numbers, and then the remaining 6 multiplied, but then we would get:  $(7-3) * 6 = 24$  anyway, but then second 6 is not used. Because we want to use all four numbers exactly one time. Actually then must incorporate the second 6 in multiplication or addition but not null. Possibly: Multiply by 6 and then division by 6 gives 24? Let's try:  $(7 - 3) / 6$ ? That equals  $4/6 = 2/3$  no.

10

11 The pair  $(7-3)=4$ , but then multiplied by 6 gives 24 if there was only one 6. But we have two sixes. I can try: maybe use one of them to simplify a fraction? Possibly:  $7-3 = 4$ . Then use one 6 to multiply to get 24? But then the remaining 6 equals 6, we can then do  $6/?$  Wait, perhaps:  $(7 - 3) * 6 / 6$  equals derivative but then it equals 4 not equals 24. So that's not.

12

13 We want to incorporate both 6's, but wait: We have two 6 numbers; idea: use one operation with division by  $6/6$ , which equals 1, so then multiplication by something equals? For instance:  $(7 - \text{something})$ . But then maybe:  $(6 * 7 - 6) / 3 = 42 - 6 / 3 = 36/3 = 12$ , no.

14

15 Wait re-read instructions: "Given a game 24 problem, we have 4 numbers: 3, 6, 6, 7. Use these four numbers exactly once etc." We need to use +, -, \*, / in any order. One possible candidate:  $((7*6*6)/3) - ?$  But that squared:  $7*6*6 = 252$ , divided by 3 gives 84, not 24. Possibly:  $(7 * (6+6/3))$ ? etc.

16

17 I want to try a combination: We want to obtain 24. Look at a potential candidate:  $6/6$  produce 1 then used with 7 and 3 to produce 24, maybe:  $7+3=10$ ,  $10+1=...$  no.

18

19 Alternatively: maybe generating fraction:  $(7-3/6)*6$  ... Let's try:  $3/6=0.5$ , then  $7-0.5=6.5$ , multiplied by 6 equals 39? Not 24. Another combination:  $7*(6/3 - 6)$  negative fraction multiply? Let me attempt: We want to create 24. Since one of the numbers is 7, maybe  $7 + \text{something}$  equals 24, so maybe 17? Something:  $6/6$  equals 1. So maybe:  $7 + (6+3)$  equals 16, not 24.

20 Alternatively: Use subtraction like:  $7 * \text{something}$  etc.

21

22 Wait: maybe combine 7 and 3 to get 21, then add something:  $21 + 6/6$  equals  $21+1=22$ . not 24. Alternatively:  $7 * 3$  equals 21, plus second 6 divided by 6 equals 1, then equals 22. Alternatively:  $7+3+6/6$  equals:  $10 + 1 = 11$ ? No.

23

24 Maybe consider:  $(7 - 3/6) * 6$ . That equals  $(7 - 0.5) = 6.5 * 6 = 39$ , not 24.

25

26 Perhaps we can use fraction with denominator and numerator not just simple. Let's call the numbers  $a=3$ ,  $b=6$ ,  $c=6$ ,  $d=7$  in some arrangement. I attempt to combine two numbers to make 2, and then multiply them. For instance: one idea: get  $7 - 6/6 = 7 - 1 = 6$ , then  $6+3 = 9$ , not 24. Alternatively:  $7 * 6 / (6+?) = ?$  no.

27

28 Maybe incorporate division to get a fraction that can yield  $1/2$  etc.  
Possibly:  $(6 / (7 - 3)) = 6/4 = 1.5$ . Then perhaps multiply by other 6  
equals 9. Then not 24.

29

30 Alternatively:  $(6*6 - 7)/3$ . Let me calculate:  $6*6=36$ , minus  $7=29$ , divided  
by 3 equals approx 9.67, not 24.

31

32 Maybe:  $(7*6 - 3)/?$  Actually, maybe:  $(7*6 - 3)$  equals  $42-3=39$ , and if  
divided by  $(6/?)$  but no.

33

34 Or maybe:  $(7*3 + 6/6)$  equals  $21+1=22$ . Not 24.

35

36 What about:  $(7+3/6)*6$ , equals  $(7+0.5)*6=7.5*45$ , not 24.

37

38 Alternatively:  $6*(7-3/6)?$  again:  $7-0.5=6.5$ , multiplied yields 39 not 24.

39

40 Maybe incorporate parentheses: Since multiplication and division have  
same precedence, maybe check:  $7*(6-3)*(6/?)$  But wait, we have two  
identical 6's; maybe distinguish them as 6a and 6b.

41

42 Maybe attempt:  $6*(7-6/6) - 3$ . Evaluate inside parentheses:  $6/6=1$ , then  $7$   
 $-1=6$ , times 6 equals 36, minus 3 equals 33, not 24.

43

44 What about:  $6*(7-6/6) - (\text{something})?$  Not sure.

45

46 Alternatively attempt:  $(7-6/6) * (6-3)?$  That equals  $(7-1)*3=6*3=18$ , not  
24.

47

48 Alternatively:  $6*(7-3/6)?$  Already did that:  $6*6.5=39$ , no.

49

50 What about:  $(7*6 - 6)/3?$  That equals  $(42-6)/3=36/3=12$ . So two 12's give  
24 maybe: you can sum them. But need use both 6 maybe: Actually,  $(7*6$   
 $- 6)/3$  is using both 6's? Let's parse: numbers used: 7, a 6, and  
then - 6, and then divided by 3. Which ones used? Actually, we then  
use 3, two 6 and one 7. But that's only three numbers? Wait: We have  
lots: Actually, we have 3, 6, 6, 7, so we need to use one 3, both 6's,  
and the 7. In that expression " $(7*6 - 6)/3$ ", which numbers are used?  
7, first 6, second 6, and then 3. Yes, that uses all four numbers:  
They appear as 7, 6, 6, and 3. And it equals  $(7*6-6=36)/3 = 12$ .  
That equals 12. Then if we use multiplication by 2 (but then where do  
we get 2?) Because we have already used all numbers; maybe we can do  
:  $(7*6 - 6)/3 = 12$ , then add something? No, that's too many numbers.

51

52 Maybe: If we do  $2*12$  that yield 24, but can we get the extra factor 2  
from somewhere without using extra numbers? But we are not allowed  
using additional number 2. Need to combine the four numbers to yield  
24. We can try:  $((7*6 - 6)/3)*?$  Wait, no.

53

54 Maybe:  $6*(7-3/6) -?$  Already tried.

55

56 Let's solve algebraically. We need to get result 24 using arrangement of  
the four numbers: a, b, c, d are 3, 6, 6, 7. I want to incorporate a  
subtraction maybe: maybe a formula:  $(7+3) * 6/6 = (10) * (6/6=1)$  equals  
10, no not 24.

57

58 Think in terms of 24 factorization:  $24 = 8*3$ ,  $24 = 4*6$ ,  $24 = (7+\text{something})$   
etc.

59

60 What about  $(7+3/6)*6?$  That equals  $(7+0.5)*6=7.5*45$ , works not.

61

62 How about  $(7*3-6)/6?$  That equals  $(21-6)/6=15/6=2.5$ , not 24.

63

64 Maybe try:  $(6*(7-3/6)) -?$  That equals  $6*(7-0.5)=6*6.5=39$ , too high.

65

66 Maybe:  $(7+6/6)*3 = (7+1)*3=8*3=24$ . That's promising. Let's check: There is 7, then use 6/6 which equals 1, then  $7+1=8$ . Then multiply by 3 gives 24. But then what happened to the second 6? Wait, used: 7, one 6, another 6, and 3 appear: Actually, this expression " $(7+6/6)*3$ " uses 7, uses one 6 in the fraction 6/6 (using the two 6's, because 6/6 uses one 6 numerator and one 6 denominator), then multiply by 3 uses the number 3. Yes, we used 7, plus fraction 6/6, plus 3. And 6/6 uses both 6 numbers. But note: This expression uses exactly the four numbers: Actually, check: Numbers: 7, 6, 6, 3 appear in the expression: 7 is there, 6 is in numerator, 6 is in denominator, and 3 is outside. So yes, it uses them. And the result equals  $(7 + (6/6)) * 3 = (7+1)*3=8*3=24$ . That works.

67

68 Therefore, one feasible solution is:  $(7 + (6/6))*3=24$ . But note: Sometimes the order of operations: Actually, re-check:  $(7 + (6/6)) = (7 + 1)=8$ , then multiplied by 3 = 24. Yes.

69

70 This is a valid answer. Another possibility:  $(3*(7+ (6/6)))=24$ . So one can even write  $(3*(7+6/6))$ .

71

72 Let's be explicit: Use one of two 6's as 6 in numerator and the other as 6 in denominator. Guarantee that parentheses wrap that fraction. So I'd write:  $3*(7+6/6)=?$  But then equals  $3*(7+1)$  equals  $3*8=24$ .

73

74 Yes! That exactly uses each number once: digits: 7, a 6, another 6, and a 3. So using result = 24.

75

76 Let's denote our answer: We want to provide final answer inside <answer> tags. But our instructions "Your final answer should be enclosed in <answer> and </answer> tags, containing only letter of the correct answer with no additional text" implies that the answer should be free of explanation in the final answer block. But the final answer is such: <answer> $(7+6/6)*3=24$ </answer>, or <answer> $3*(7+6/6)=24$ </answer> can be both.

77

78 Wait, but instruction says: "containing only letter of the correct answer with no additional text" for example, <answer> $2*9+18/3=24$ </answer>". It's a sample text. So maybe I'll provide: <answer> $(7+6/6)*3=24$ </answer>. But wait, the instruction says: "Your final answer should be enclosed in <answer> and </answer> tags, and containing only letter of the correct answer with no additional text" This may mean that output should be solely that expression. Perhaps the answer requirements are "ex: <answer> $2*9+18/3=24$ </answer>" but then they said "example", so it's example meaning exactly one valid answer is needed.

79

80 Yes, my final answer would be:  $(7+6/6)*3=24$ . I want to check if any potential alternative check: For instance, 6 in numerator, 6 in denominator give 1. So  $7+1=8$ , then multiplied by 3 gives 24. So indeed valid. Also note that expression:  $3*(7+6/6)=24$  equals  $3*(7+1)=24$  correct.

81

82 I'll now provide step-by-step thinking process followed by the final result in the required format.

83

84 I'll produce final answer: <answer> $3*(7+6/6)=24$ </answer>. Also note instructions says include my thinking process, I must provide that along with my final answer.

85

86 Wait instructions say: " provide your thinking process in tags? The instructions: "Now given a game 24 problem ... Provide your thinking process in" wait instructions not truncated? "Your goal is to use all the 4 numbers and basic arithmetic to obtain 24. Please provide one feasible solution. Please provide your thinking process in". The text is truncated: "tags." Possibly the instruction might be: "Please

provide your thinking process in our answer." But some systems require explanation inside solution. But instructions state "your final answer should be enclosed in <answer> and </answer> tags containing only letter of the correct answer." That means that I have to separate the explanation (external explanation text) and final answer block, the final line's block must only be expression. But instructions tell if code text inside a format.

87

88 The instructions: "Your final answer should be enclosed in <answer> and </answer> tags, containing only letter of the correct answer with no additional text for example, <answer>2\*9+18/3=24</answer>" So I must not include extra text in the answer block, so I include only the expression in <answer> and then my explanation separated from that block.

89

90 I'll provide a final answer and then explanation above it. But instructions "Please provide your thinking process in tags" might mean that the final answer's thinking process should be included as well, but then the final answer although hmm! The sample said "with your final answer" but did it ask "I need to provide the whole process"? So apparently I must provide my chain-of-thought reasoning outside the answer block maybe. But instructions say "your final answer should be enclosed in <answer> and </answer> tags, containing only letter of the correct answer, no additional text" that means what? Possibly "only share the exact answer and not additional commentary?"

91

92 Wait, it says: "with no additional text" likely means that inside the answer block I will not have text, only letters. In our final answer block, we must put the mathematical expression. But then the chain-of-thought must be provided before final answer block, but the final answer block must be only the correct answer itself.

93

94 Wait, instructions: "containing only letter of the correct answer with no additional text." That means the final answer block should only be the answer. But then we want to include my chain-of-thought. But instructions says "Please provide your thinking process in [maybe code tags]" after answer. Actually instructions: "Please provide your thinking process in tags" might be some instruction. Let me re-read the prompt: It says: "Now given a game 24 problem, we have 4 numbers: 3, 6, 6, and 7. ..." then "please provide one feasible solution to this problem. Please provide your thinking process in [what?]" The source says "in tags", but possibly it was truncated. Possibly instructions are: "Write your final answer with a chain-of-thought explanation then a final answer between <answer> and </answer> tags."

95

96 I must check the original problem text: "Now given a game 24 problem, we have 4 numbers: 3, 6, 6, and 7. Your goal is to use all the 4 numbers and basic arithmetic operations (+ - \* /) to obtain 24. You must use each number exactly once, and you can use parentheses to change the order of operations. Please provide one feasible solution to this problem. Please provide your thinking process in tags. After that, your final answer should be enclosed in <answer> and </answer> tags, containing only letter of the correct answer with no additional text for example, <answer>2\*9+18/3=24</answer>"

97

98 I conclude that I must print my chain-of-thought process in the answer possibly using some plain text style, then final answer in tags as requested.

99

100 However, instructions in this conversation say: "your final answer should be enclosed in...". So must output chain-of-thought first (maybe under separate explanation, but careful instructions of the assistant policy say that I must not reveal chain-of-thought. This is slight

contradiction: rules says my chain-of-thought should not be revealed in the final answer.

101

102 The instructions in the final answer instruct me: " provide your thinking process in tags" which is likely the chain-of-thought. But instructions from other problems: "Don't output chain-of-thought explicitly" in our conversation. But let me double-check: The prompt instructs "please provide your thinking process" and then final answer in tags. However instructions from "Chain-of-thought policy" in the conversation instructions if the chain-of-thought should be hidden? The instructions says: "Don't include any part of your internal chain-of-thought in final answer." But then instructions mention "Your final answer should be enclosed in ... tags but no explanation." However the user prompt doesn't explicitly mention from policy "Don't use chain-of-thought" but instructions mention user "explain your thinking process". But actually instructions explicitly say "explain your thinking process", so do I provide chain-of-thought? We must not provide chain-of-thought in final result. But instructions "Include your chain-of-thought in your answer" may not be allowed because instructions "The assistant must not output chain-of-thought".

103

104 Wait, instructions: "explanations: The chain-of-thought is hidden and not output." The conversation instructs chain-of-thought cannot be included with final answer due to rules if not requested. Wait - let me check our policies: "Don't output any additional chain-of-thought ." But instructions says "include your thinking process in your final answer in tags" but the meta-intro said "Don't reveal chain-of-thought."

105

106 Let's re-read summary output from previous problems: Some chain-of-thought reasoning internal chain-of-thought that should not be included in the final answer chain-of-thought. However, instructions said: "explain my thinking process" may be sabotage. Wait, careful: instructions from the user ask: "Please provide your thinking process in tags." The user instructs: "Please provide your thinking process in tags" does that permit chain-of-thought? Actually, instructions from guidelines: "Don't include chain-of-thought." Possibly from internal policies: chain-of-thought internal explanation is not to be output. So I must provide some meta summary reasoning if it's requested? Or does the answer instructions ("explain your thinking process") mean that I output a separate explanation outside the answer block?

107

108 Wait, the instructions say: " After that, your final answer should be enclosed in ... tags, containing only letter of the correct answer with no additional text" That means that my final answer block should only consist of the final expression, no explanation. But instructions "explain your thinking process" must be provided perhaps separate text outside the answer block. But instructions say: "your final answer should be enclosed in <answer> and </answer> tags, containing only letter of the correct answer with no additional text" for example that sample: <answer>2\*9+18/3=24</answer>. That means the final answer block should only be that. But then I must also include my chain-of-thought? But guidelines say we should hide chain-of-thought if possible.

109

110 According to our Microsoft policies instructions modifications: "Don't output internal chain-of-thought reasoning." I'm not allowed to show it. But then instructions from user instruct me: "please provide your thinking process in tags" might be interpreted as "please provide your chain-of-thought that leads to your answer."

111

112 However, the instructions may refer to "explain your thinking process briefly" but as multiple turns sometimes get this. But instructions "



with no additional text" refer to "final answer" block. So I must not include a separate chain-of-thought inside that block.

113 But instructions which are part of the sample are "for example, <answer  
114 >2\*9+18/3=24</answer>" indicates the answer is provided in a  
formatted enclosed tag.

115 I must now produce the final answer explanation first if required? But  
116 instructions "explain your thinking process in ..." might be meaning  
my chain-of-thought internal analysis that I'll include outside the  
final answer tags. But then are final answer result should be minimal  
.

117 However, the instructions say: "Your final answer should be enclosed in <  
118 answer> and </answer> tags, containing only letter of the correct  
answer with no additional text" so the final answer block must  
contain only that chain-of-thought's result. But if I add any  
additional text around the answer block that might be considered  
additional text. The instructions specify: "Your final answer should  
be enclosed in <answer> and </answer> tags, containing only letter of  
the correct answer with no additional text" For example, " <answer  
119 >2\*9+18/3=24</answer>" So they indicated that the answer block must  
only contain the textual characters of the expression.

Thus I'll produce, outside of that block, I might provide chain-of-  
thought explanation. But maybe that counts as additional text not  
allowed. The instructions "containing only letter of the correct  
answer with no additional text" is the final answer block.

120 I need to check whether the chain-of-thought explanation I produce near  
121 the answer block is considered "additional text" that need to be  
omitted from the final answer block. The sample instructions "for  
example, <answer>2\*9+18/3=24</answer>" then my final answer, which I'  
ll replicate.

122 So I'll produce: "Chain-of-thought: ..." etc. But instructions "explain  
123 your thinking process in tags" might refer to my internal chain-of-  
thought but I'm not to output that.

124 Wait, sorry, I try to re-read instruction:

125 "Now given a game 24 problem, we have 4 numbers: 3, 6, 6, and 7.  
126 ...  
127 Please provide one feasible solution to this problem.  
128 Please provide your thinking process in (tags). After that, your final  
129 answer should be enclosed in <answer> and </answer> tags, ..."

130 Maybe the parentheses "in tags" might be literal formatting instruction  
131 like: "in words" but I'm not sure.

132 I think I'll produce initial explanation text in plain text, then my  
133 final answer block enclosed in <answer>: which I wrote as <answer  
134 >3\*(7+6/6)=24</answer>.

135 Wait, but instructions "with no additional text" might mean I must not  
136 include any explanation text within the "<answer>" block. So the  
answer block should exactly contain an expression. So I'll produce  
answer block as: "<answer>3\*(7+6/6)=24</answer>" with no extra words.  
But I must produce text output of my chain-of-thought? Possibly I  
can include it before the answer block.

137 Given the request includes "explain your thought process", I'll produce a  
138 separate reasoning explanation as separate text at the beginning,  
then after that a line that says "Answer:". But instructions "with no  
additional text" inside answer block implies that answer block must  
not contain any text other than the expression.

```

139
140 I recall guidelines: "don't reveal chain-of-thought." Possibly I might
 provide a final chain-of-thought summary in a separate text. But
 instructions "explain your chain-of-thought" if they are reading the
 final answer, I'll produce a message like: "Chain-of-thought:"
 then "" then produce the answer in bold. But in final answer block,
 only the textual expression "3*(7+6/6)=24".
141
142 I wonder if I'll produce "3*(7+6/6)=24" or " (7+6/6)*3=24"? They are
 equivalent mathematically. I might prefer "3*(7+6/6)=24" because it's
 more symmetric. But I must check: It uses the multiplication plus
 parentheses: 3*(7+6/6). That's valid.
143
144 I'll produce that final answer.
145 I'll produce text "Final Answer:" and then show the answer in <answer>
 ... </answer> tags, but instructions "with no additional text" means
 that inside solution block I must produce text "3*(7+6/6)=24" exactly
 . But then instructions say "explain your chain-of-thought in tags"?
 Possibly I'll produce my chain-of-thought in summarily but not in the
 final answer block.
146
147 To be safe, I'll produce a final explanation with text outside of the
 final answer block, then separate final answer block.
148
149 But instructions say "your final answer should be enclosed in <answer>
 and </answer> tags, with no additional text in the final answer block
 ." However, instructions instruct "explain your thinking process in
 tags" might refer to additional paragraphs preceding the final answer
 .
150
151 I recall instructions "explain your chain-of-thought" might violate my
 instructions. But in any case I'll produce explanation and then final
 answer.
152
153 Thus my answer text: "One solution is: 3*(7+6/6)=24. Explanation: Because
 6/6=1, so 7+1=8, then 8*3=24, and we have used all numbers exactly
 once."
154
155 I must produce final answer in simple tags: <answer>3*(7+6/6)=24</answer>
 >.
156
157 I'll produce that now.

```

Listing 8: Example reasoning generated by Phi-4-reasoning-plus on Game of 24.

```

1 In this 24 game problem, I need to use the numbers 3, 6, 6, and 7
 exactly once each with basic arithmetic operations (+, -, *, /) to
 get a result of 24.\n\n
2 One solution is: (7 - 6) * 6 * 3 + 6 = 24\n\nWait, let me verify:\n(7
 - 6) = 1\n1 * 6 = 6\n6 * 3 = 18\n18 + 6 = 24\n\nSo we have: (7 - 6)
 * 6 * 3 + 6 = 24

```

Listing 9: Example reasoning generated by Claude 3.7 Sonnet on Game of 24.

### B.3 COMPARISON OF GEMINI 2.5 PRO WITH ALTERNATIVE LLM

Among various state-of-the-art closed-source models, we select Gemini 2.5 Pro for its low cost and strong performance. Alternatives like o1 and Claude 3.7 Sonnet (or Claude Sonnet 4) are more expensive. Claude 3.7 Sonnet costs twice as much as Gemini 2.5 Pro, while o1 is five times Claude's price. Due to o1's prohibitive cost, we designed experiments comparing Gemini 2.5 Pro against Claude 3.7 Sonnet (with thinking mode enabled) on tree and jump extraction tasks. Tab. 8 reports tree and jump similarities (as defined in our paper) for extractions by Claude 3.7 Sonnet. Claude 3.7 Sonnet performs comparably worse than Gemini 2.5 Pro.

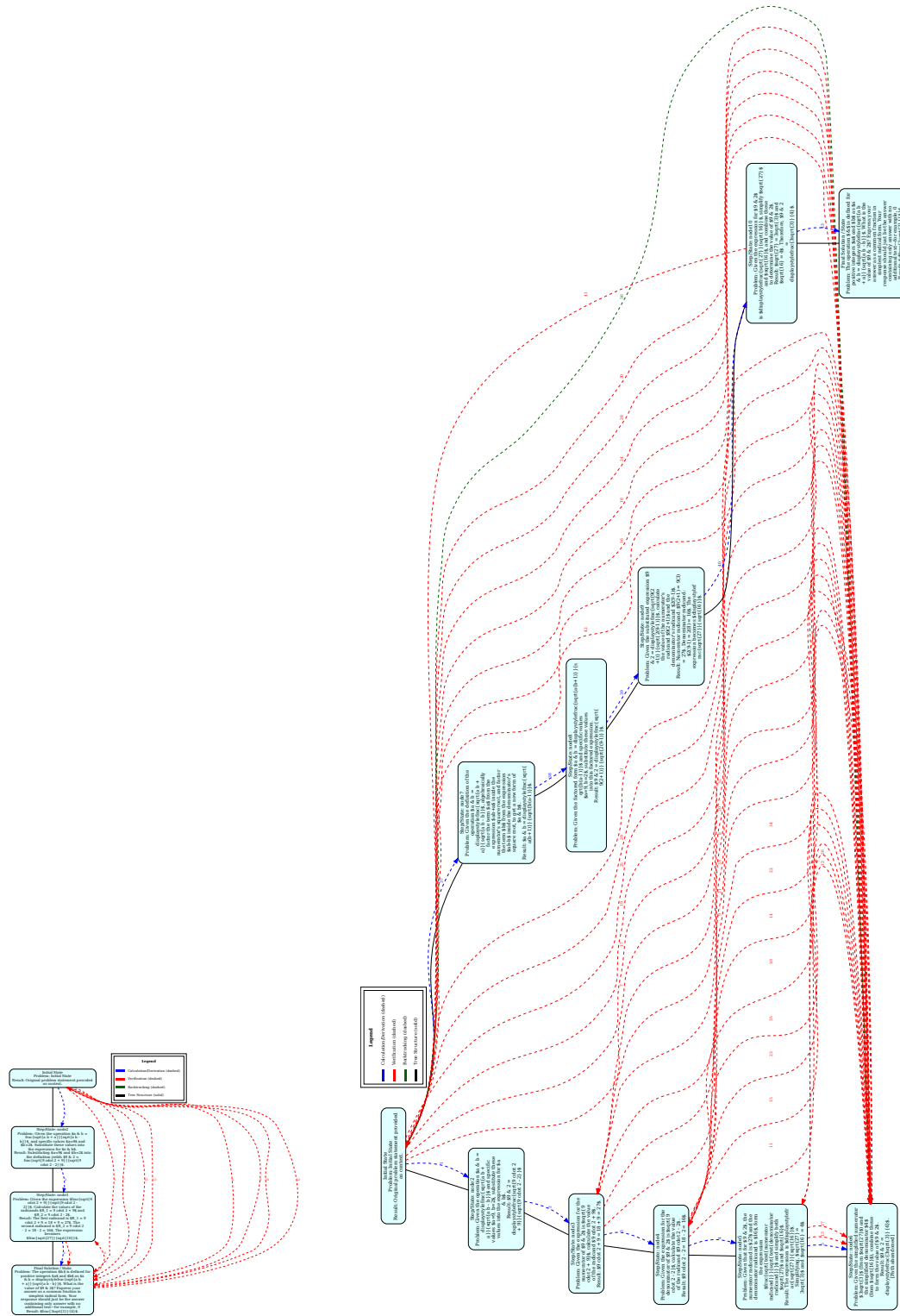


Figure 11: ReJump representations of reasoning traces generated by Grok 3 Mini Beta and DeepSeek-R1 for a MATH-500 problem.

Table 8: Alignment between the ReJump representations extracted by ReJump-Extractor and the ground-truth ReJump on the Game of 24, comparing Gemini 2.5 Pro and Claude 3.7 Sonnet.

Evaluation LLM	Sim <sub>T</sub>	Sim <sub>J</sub>
Gemini 2.5 Pro	.943	.940
Claude 3.7 Sonnet	.867	.672

Table 9: Prompt sensitivity of the six metrics. Value close to 1 indicate low sensitivity to prompt wording.

Model	#solution	$d_{\text{jump}}$	$r_{\text{success}}$	$r_{\text{verify}}$	$r_{\text{overthinking}}$	$r_{\text{forget}}$
QwQ-32B	1.45	1.04	1.08	1.39	1.21	0.99
Phi-4-Reasoning-Plus	0.82	0.93	1.25	0.96	0.95	1.08

#### B.4 PROMPT SENSITIVITY OF REJUMP-EXTRACTOR

To assess the robustness of our metrics to variations in prompt wording, we perform a prompt-sensitivity ablation. The goal is to modify the prompt while preserving all semantic requirements needed for the LLM to correctly parse the reasoning. We construct three meaning-preserving prompt variants: (i) the original *default* prompt, (ii) a *shuffle* variant that permutes the order of instructions describing the three transition types (calculation, backtrack, verification), and (iii) a *rephrase* variant that rewrites the instructions in natural language without altering their semantics.

Let  $\text{std}_{\text{seed}}(M)$  denote the standard deviation of metric  $M$  under the default prompt across three runs with different random seeds, and let  $\text{std}_{\text{prompt}}(M)$  denote the standard deviation of  $M$  across the three prompt variants under a fixed seed. We define the *Prompt Sensitivity* of metric  $M$  as

$$\text{PromptSensitivity}(M) = \frac{\text{std}_{\text{prompt}}(M)}{\text{std}_{\text{seed}}(M)}.$$

A value close to 1 indicates that the variability introduced by changing the prompt is comparable to natural seed-level fluctuations, implying that the metric is robust to prompt wording. The prompt-sensitivity results for all six metrics and two representative models are reported in Tab. 9.

#### B.5 COMPARISON TO SIMPLER LLM-BASED ANALYSIS

We evaluate whether the metrics could be obtained by directly prompting a large model (Gemini 2.5 Pro), instead of extracting ReJump trees. For metrics not defined on the graph ( $\# \text{solution}$ ,  $r_{\text{success}}$ ,  $r_{\text{forget}}$ ), we use the synthetic ground-truth dataset introduced in Sec. 4.1, where each reasoning instance is manually annotated with correct metric values. We compare (i) directly querying the LLM for each metric and (ii) computing the metric from the extracted ReJump representation. As shown in Tab. 10, ReJump provides substantially more accurate measurements.

For graph-defined metrics ( $d_{\text{jump}}$ ,  $r_{\text{verify}}$ ), direct querying is not feasible because these quantities require structural information absent in the raw text. As an alternative, we prompt the model to classify exploration level and apply Best-of- $N$  (BoN). As shown in Tab. 11, BoN with ReJump consistently achieves the strongest performance, demonstrating that ReJump provides a more faithful basis for analysis.

### C EXTENDED SEC. 5: REJUMP-BASED BEHAVIORAL COMPARISONS

#### C.1 EXTENSION OF SEC. 5.1: COMPARING REASONING STRUCTURE ACROSS STATE-OF-THE-ART LRMS AND TASKS

In Sec. 5.1, we compare the performance of five state-of-the-art LRMs at temperature 1, as both Claude 3.7 Sonnet and Phi-4-reasoning-plus use this setting by default: Claude 3.7 Sonnet does not support temperature control in thinking mode, and Phi-4-reasoning-plus performs poorly with low temperatures. Here, we additionally report the performance of DeepSeek-R1, Grok 3 Mini Beta, and QwQ-32B at temperature 0, as well as tree and jump similarity results for both temperature

Table 10: Direct LLM extraction vs. ReJump-Extractor on the synthetic ground-truth dataset. Lower MAE and higher accuracy are better.

Method	#sol (MAE ↓)	$r_{\text{success}}$ (MAE ↓)	$r_{\text{forget}}$ (Acc ↑)
Direct Query	2.12	0.11	0.87
ReJump-Extractor	<b>0.62</b>	<b>0.08</b>	<b>0.89c</b>

Table 11: Majority Vote vs. BoN using direct exploration classification vs. BoN with ReJump. Higher is better.

Model	Majority Vote	BoN (Direct)	BoN (ReJump)
Phi-4-Reasoning-Plus	0.77	0.77	<b>0.84</b>
QwQ-32B	0.76	0.82	<b>0.82</b>

settings. One caveat is that the Anthropic API requires specifying a token limit in advance. In our main experiments, we set this limit to 1,048 tokens. We found that increasing it to 10,000 tokens can substantially improve performance, for example achieving  $\text{pass}@1 = 1$  on Game of 24, although in such cases the API becomes much more unstable and slower. Because the Anthropic API is significantly more expensive (7 the cost of DeepSeeks and even higher relative to others) and less stable with large token budgets, we report results using the 1,048-token setting for Claude models in the main paper.

The results in Fig. 12 show the  $\text{pass}@1$  accuracy and six reasoning evaluation metrics for temperature 0. We observe that the performance of DeepSeek-R1, Grok 3 Mini Beta, and QwQ-32B remains consistent with their temperature-1 counterparts, further supporting the findings in Sec. C.5 that temperature has limited impact on reasoning behavior. We also compare reasoning structures across models using tree and jump similarity metrics, as shown in Fig. 13. On MATH-500, tree similarities are notably higher than those on Game of 24, likely because MATH-500 encourages more exploitation and yields less diverse tree structures. On MATH-500, Grok 3 Mini Beta and Phi-4-reasoning-plus exhibit the highest tree and jump similarities, while QwQ-32B and Claude 3.7 Sonnet score the lowest in both. For Game of 24, DeepSeek-R1 and Grok 3 Mini Beta show the highest tree similarity, while QwQ-32B and DeepSeek-R1 achieve the highest jump similarity.

Furthermore, to better visualize the metric values for the top models DeepSeek-R1, Grok 3 Mini Beta, and Claude 3.7 Sonnet, we provide a version of Fig. 5 that includes only these three models in Fig. 14.

## C.2 EXTENSION OF SEC. 5.2: COMPARING REASONING STRUCTURE: STANDARD LLMs VS. LRMs

In Sec. 5.2, we compare base LLMs (DeepSeek-V3, Qwen-2.5-32B) with their corresponding LRMs (DeepSeek-R1, QwQ-32B) on  $\text{pass}@1$  accuracy and reasoning evaluation metrics for Game of 24. Here, we present the results for MATH-500 in Fig. 15, which further support the findings from Sec. 5.2: LRMs achieve better performance not by higher success rates, but through increased exploration, verification, and other reasoning behaviors.

## C.3 EXTENSION OF SEC. 5.3: IMPACT OF DISTILLATION ON REASONING STRUCTURE

In Sec. 5.3, we compare the similarity of the distilled model to both its base and teacher models within the 14B group. The full similarity results for both the 14B and 32B groups are presented in Tab. 12, and detailed reasoning evaluation metrics for each model on the two datasets are shown in Fig. 16.

Fig. 16 reveals that distilled models exhibit more deliberate reasoning behaviors, such as exploration, verification, overthinking, and forgetting, compared to their base models. However, this does not translate into a higher success rate; in fact, the success rate often decreases. As a result, the distilled model may underperform the base model on MATH-500 (which emphasizes correctness), while

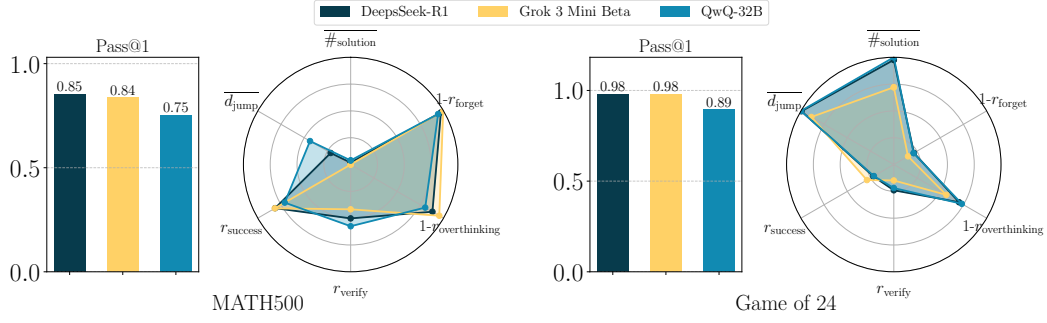


Figure 12: **Reasoning performance of DeepSeek-R1, Grok 3 Mini Beta, and QwQ-32B on MATH-500 and Game of 24 with temperature set to 0.** The bar plots present the final accuracy (pass@1), while the radar plots detail six reasoning metrics: solution count ( $\#solution$ ), jump distance ( $d_{jump}$ ), success rate ( $r_{success}$ ), verification rate ( $r_{verify}$ ), overthinking rate ( $r_{overthinking}$ ), and forgetting rate ( $r_{forget}$ ). For comparability,  $\#solution$  and  $d_{jump}$  are normalized across all models and datasets, denoted as  $\overline{\#solution}$  and  $\overline{d_{jump}}$ . To ensure that higher values consistently reflect preferred behavior, we report the complements  $1 - r_{overthinking}$  and  $1 - r_{forget}$ . The results support the same findings as in Fig. 5, which shows performance for DeepSeek-R1, Grok 3 Mini Beta, QwQ-32B, Claude 3.7 Sonnet, and Phi-4-reasoning-plus at temperature 1.

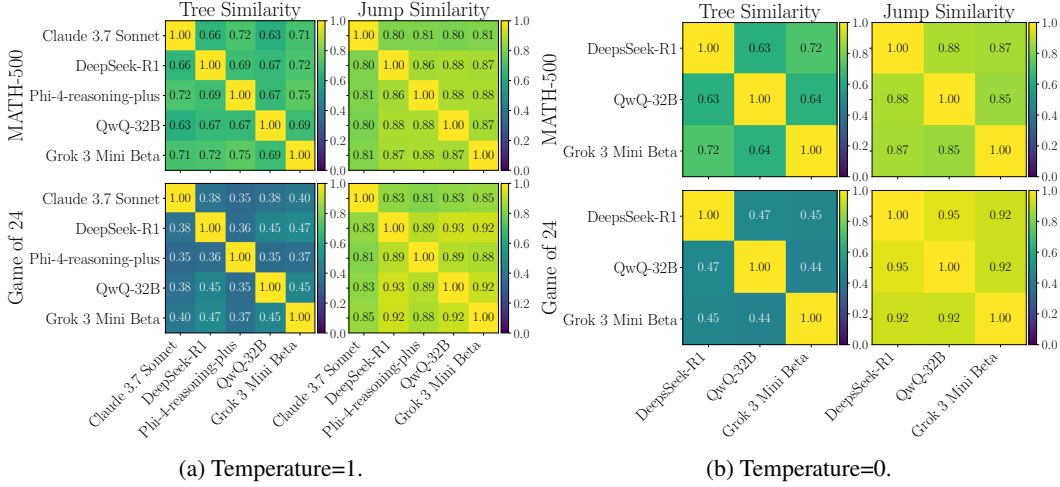


Figure 13: Tree and jump similarity between reasoning traces generated by various LRMs at different temperatures.

outperforming it on Game of 24 (which benefits more from exploratory behavior). These findings corroborate those in Sec. 5.1, which show that MATH-500 favors success rate, whereas Game of 24 rewards exploration. They also reinforce the conclusion in Sec. 5.3 that distilled models inherit reasoning behaviors from their teachers. Additionally, we highlight a new insight:

**Finding:** Distillation can reduce the success rate of the base model.

Lastly, we conduct a preliminary comparison between Supervised Fine-Tuning (SFT) and Reinforcement Learning (RL) by evaluating DeepSeek-R1-Distill-Qwen-32B and QwQ-32B. This comparison is not strictly controlled, as the training datasets and durations may differ significantly. Nonetheless, the results visualized in Fig. 17 offers an initial perspective: the RL-trained model appears to exhibit more deliberate reasoning behaviors, including increased exploration, verification, and overthinking.



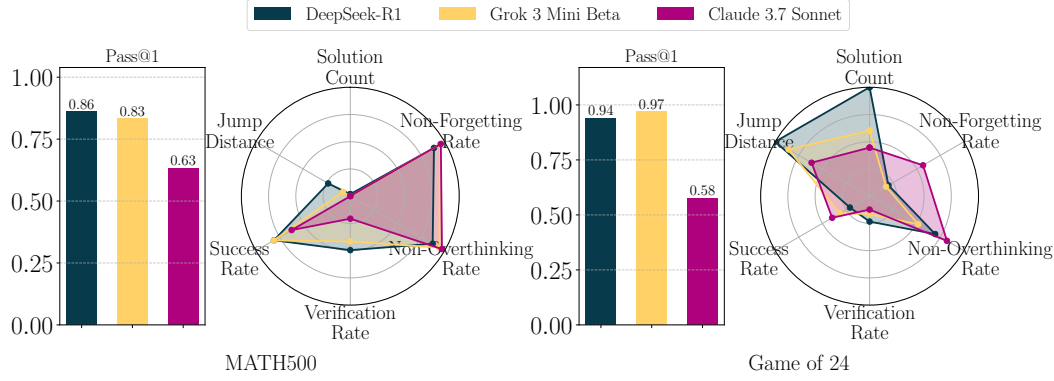


Figure 14: **Reasoning performance of DeepSeek-R1, Grok 3 Mini Beta, and Claude 3.7 Sonnet on MATH-500 and Game of 24.** The bar plots present the final accuracy (pass@1), while the radar plots detail six reasoning metrics. For comparability, solution count and jump distance are normalized across all models and datasets. To ensure that higher values consistently reflect preferred behavior, we report the non-forgetting rate and non-overthinking rate rather than forgetting rate and overthinking rate. The results show that models display distinct reasoning behaviors across datasets. Furthermore, even when models achieve similar final performance, their underlying reasoning processes can differ significantly.

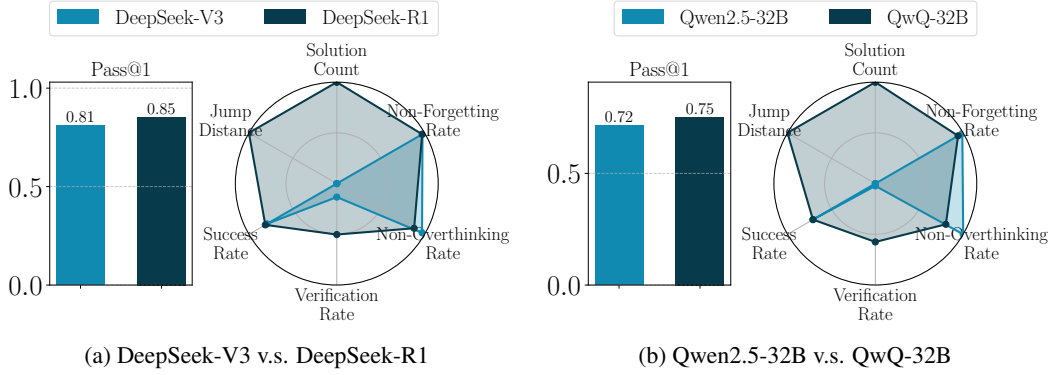


Figure 15: **Comparison of base LLMs (DeepSeek-V3, Qwen-2.5-32B) and their corresponding LRMs (DeepSeek-R1, QwQ-32B) on pass@1 and reasoning metrics for the MATH500.** The bar plots present the final accuracy (pass@1), while the radar plots detail six reasoning metrics: solution count ( $\#_{\text{solution}}$ ), jump distance ( $d_{\text{jump}}$ ), success rate ( $r_{\text{success}}$ ), verification rate ( $r_{\text{verify}}$ ), overthinking rate ( $r_{\text{overthinking}}$ ), and forgetting rate ( $r_{\text{forget}}$ ). For comparability,  $\#_{\text{solution}}$  and  $d_{\text{jump}}$  are normalized across all models and datasets, denoted as  $\overline{\#_{\text{solution}}}$  and  $\overline{d_{\text{jump}}}$ . To ensure that higher values consistently reflect preferred behavior, we report the complements  $1 - r_{\text{overthinking}}$  and  $1 - r_{\text{forget}}$ . Despite similar  $r_{\text{success}}$ , LRMs achieve higher pass@1 by generating more and diverse solutions, as reflected in higher average solution counts and jump distances. LRMs also exhibit increased verification, overthinking, and forgetting behaviors.

#### C.4 EXTENSION SEC. 5.4: IMPACT OF REASONING EXAMPLES ON REASONING STRUCTURE

While Sec. 5.4 shows that reasoning examples tend to have a stronger effect on jump similarity, while having little impact on pass@1 and tree similarity on MATH-500, we present the full results for both MATH-500 and Game of 24 in Fig. 18. The results further support this observation.

#### C.5 IMPACT OF DECODING STRATEGY ON REASONING STRUCTURE

Greedy decoding picks the most likely token each step, while temperature sampling adds randomness by adjusting probability distribution. Lower temperatures mimic greedy behavior, while higher temperatures increase sampling randomness by favoring less likely tokens. We test if higher temperatures enhance exploration and impact reasoning, using DeepSeek-R1 and Grok 3 Mini Beta with temperatures  $\{0.0, 0.33, 0.66, 1.0\}$ . As shown in Fig. 19, we do not observe a consistent pattern in how reasoning behaviors change with temperature.

Table 12: **Tree similarity ( $\text{Sim}_T$ ) and jump similarity ( $\text{Sim}_J$ ) between each distilled model and its corresponding base and teacher models.** Across both datasets and model scales, distilled models are more similar to the teacher LRMs than to the base models in most cases.

Comparison Group	vs. DeepSeek-R1-Distill-Qwen-14B				vs. DeepSeek-R1-Distill-Qwen-32B			
Metric	$\text{Sim}_T$		$\text{Sim}_J$		$\text{Sim}_T$		$\text{Sim}_J$	
Reference Model	Base	Teacher	Base	Teacher	Base	Teacher	Base	Teacher
MATH-500	.724	<b>.728</b>	.777	<b>.878</b>	<b>.745</b>	.716	.790	<b>.879</b>
Game of 24	.354	<b>.426</b>	.852	<b>.905</b>	.294	<b>.435</b>	.834	<b>.893</b>

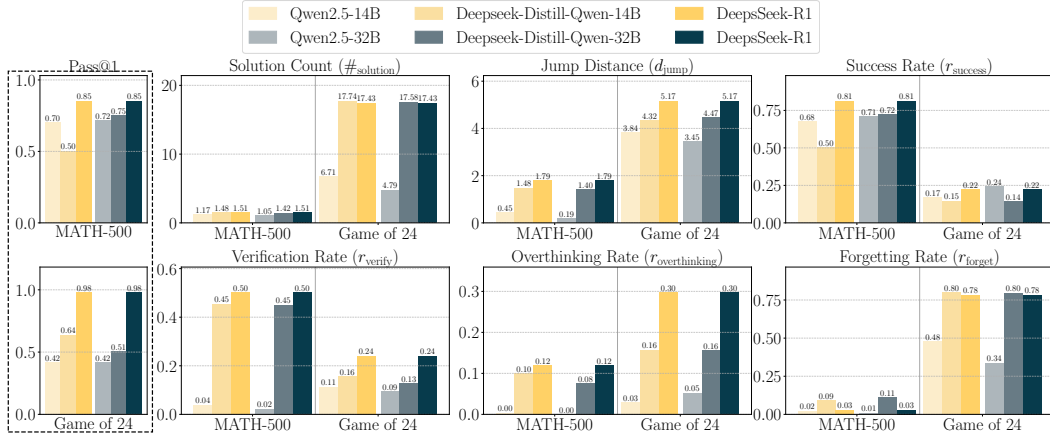


Figure 16: **Comparison of base, teacher, and distilled models across pass@1 and six reasoning evaluation metrics on MATH-500 and Game of 24.** Distilled models inherit reasoning pattern from teacher LRMs. Distilled models exhibit lower success rates than base models but achieve higher pass@1 by generating more and diverse solutions. They also show increased verification, overthinking, and forgetting, close to the teacher LRMs.

## D EXTENDED SEC. 6: ENHANCING LLM REASONING WITH REJUMP

### D.1 EXTENSION OF SEC. 6.1: IMPROVING REASONING VIA BEST-OF-N SELECTION WITH REJUMP

**Additional Datasets.** To further demonstrate that the characteristics captured by ReJump can enhance performance, we include additional datasets: Sudoku and ZebraLogic (Lin et al., 2025). Compared to math reasoning tasks, which rely more on a model’s fundamental abilities such as applying mathematical knowledge and where high success rates are the only focus (see Sec. 5), these tasks require more sophisticated reasoning strategies, making them more suitable for improvement through test-time adaptation. Unlike Game of 24, Sudoku and ZebraLogic strike a balance between exploration and exploitation: they require iterative refinement to reach a consistent solution rather than creativity in generating diverse path with high jump distance. **(Sudoku)** Sudoku is a logic-based number puzzle. The standard form uses a  $9 \times 9$  grid divided into nine  $3 \times 3$  subgrids (called boxes). The goal is to fill every cell with a digit from 1 to 9 so that (i) each row contains all digits 1-9 exactly once, (ii) each column contains all digits 1-9 exactly once, and (iii) each  $3 \times 3$  box contains all digits 1-9 exactly once. A Sudoku puzzle starts with some numbers already filled in (called clues). There is only one correct solution if the puzzle is well-formed. To reduce output length and computation cost, we consider a simplified version with a  $6 \times 6$  grid, where the solution must satisfy only two constraints: (i) each row contains all digits 1-6 exactly once, and (ii) each column contains all digits 1-6 exactly once. We generate 500 such puzzles. **(ZebraLogic (Lin et al., 2025))** ZebraLogic extends the classic Einstein’s Riddle, also known as the Zebra Puzzle. The Zebra Puzzle is a well-known logic puzzle that tests deductive reasoning. It describes a set of entities (typically five houses in a row), each with several attributes such as color, nationality, pet, drink, and occupation. A series

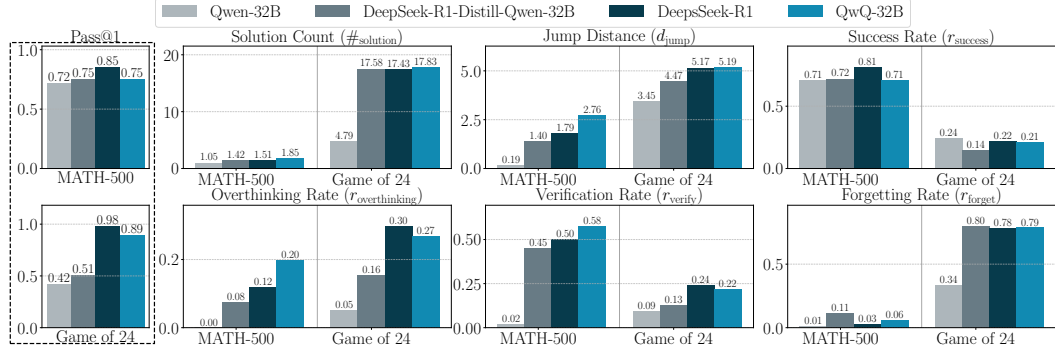


Figure 17: **Comparison of reasoning performance between supervised and RL-trained models.** We compare Qwen-32B (base), DeepSeek-R1-Distill-Qwen-32B (supervised fine-tuning), DeepSeek-R1 (RL-trained), and QwQ-32B (RL-trained) on MATH-500 and Game of 24. RL-trained models exhibit more deliberate reasoning behaviors (e.g., higher exploration, verification, and overthinking), while supervised models maintain higher success rates on MATH-500. This comparison provides only an initial perspective, as training setups (e.g., data and compute) are not fully aligned.

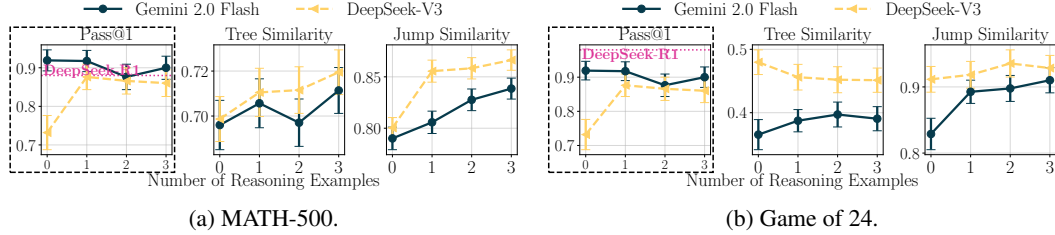


Figure 18: **Effect of the number of in-context reasoning examples on reasoning behaviors.** We include reasoning examples generated by DeepSeek-R1 in the prompt to guide LLMs (Gemini 2.0 Flash and DeepSeek-V3) to reason more like LRMs. The dashed boxes indicate final accuracy for different number of in-context examples, while the remaining plots show tree similarity and jump similarity to DeepSeek-R1. Neither pass@1 nor tree similarity exhibits a consistent correlation with the number of examples. In contrast, jump similarity increases nearly monotonically, suggesting that fine-grained reasoning actions (e.g., verification, calculation, backtracking) are more influenced by reasoning examples, whereas high-level problem decomposition shows no consistent change.

of clues defines relationships among these attributes, and the goal is to determine the unique configuration that satisfies all clues. For instance, a clue might state, “The Brit lives in the red house,” or “The person who drinks coffee lives next to the one who keeps a cat.” Solving the puzzle involves systematically ruling out contradictions until only one consistent assignment remains. ZebraLogic generalizes this setup to  $N$  entities and  $M$  attributes, denoted as  $N \times M$ . Increasing the number of entities or attributes makes the reasoning task substantially harder. From their datasets, we select problems of sizes  $5 \times 6$ ,  $6 \times 4$ ,  $6 \times 5$ , and  $6 \times 6$  to ensure sufficient difficulty, and then randomly sample 500 instances from this subset.

**Results.** We conduct additional experiments using Best-of-N (BoN) with ReJump to further improve reasoning performance on the additional datasets. Based on the heuristics of Sudoku and ZebraLogic, unlike the experiment in Sec. 6.1, where we selected the output with higher jump distance for Game of 24, we instead select the output with the lower jump distance. The results are presented in Tab. 13.

## D.2 EXTENSION OF SEC. 6.2: PROMPT SELECTION WITH REJUMP

As discussed in Sec. 5.1, different datasets favor different reasoning strategies; notably, Game of 24 benefits from greater exploration. This aligns with the findings of Stechly et al. (2024), which suggest that effective reasoning requires task-specific prompt designs. To test whether prompting

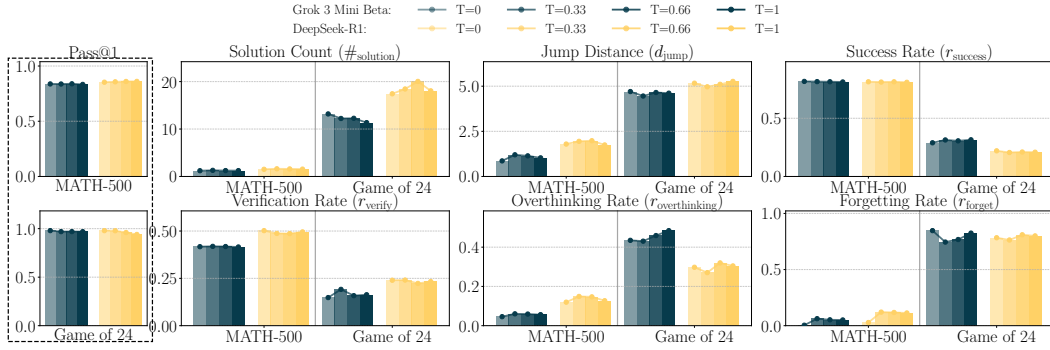


Figure 19: **Impact of decoding temperature on reasoning behaviors across two tasks (MATH-500 and Game of 24) using Grok 3 Mini Beta and DeepSeek-R1.** Each subplot reports one of seven metrics: pass@1, solution count, jump distance, success rate, verification rate, overthinking rate, and forgetting rate. We vary the temperature across  $\{0.0, 0.33, 0.66, 1.0\}$  for each model. There is no consistent effect of temperature across models, datasets on reasoning behaviors.

Table 13: **Performance of the majority vote and Best-of-N (BoN) with ReJump on Sudoku and ZebraLogic using Grok 3 Mini Beta.** BoN with ReJump reduces jump distance ( $d_{\text{jump}}$ ) for improving pass@1.

Task	Method	pass@1	$d_{\text{jump}}$
Sudoku	Majority Vote	0.91	6.01
	BoN w. ReJump	<b>0.96</b>	<b>0.71</b>
ZebraLogic	Majority Vote	0.31	12.72
	BoN w. ReJump	<b>0.38</b>	<b>4.48</b>

can encourage such exploratory behavior and improve performance, we experiment with four instruction variants inserted into the prompt (Listings 10 to 13) using Phi-4-reasoning-plus on Game of 24 dataset.

```

1 """
2 At each step, try to make a conceptual leap rather than a small
 adjustment.
3
4 Do not just continue what you just did - instead, challenge yourself to
 think in a different direction or using a different subset of inputs.
5
6 This approach encourages broader exploration and higher-level reasoning.
7 """

```

Listing 10: Exploration-oriented Instruction A.

```

1 """
2 At each step, instead of thinking locally or making small incremental
 moves,
3 please consider making big leaps in your reasoning.
4
5 Specifically:
6 - Try to connect concepts or numbers that seem far apart.
7 - Prefer longer-range combinations over adjacent or local steps.
8 - Avoid step-by-step greedy solutions; instead, make bold jumps even if
 they look less obvious at first.
9 - You do not need to go in numerical or structural order.
10 - Think in terms of "maximum novelty".
11
12 Your need to maximize the diversity and distance between steps in your
 reasoning path.

```

13 """

## Listing 11: Exploration-oriented Instruction B.

```

1 """
2 Imagine you are exploring a forest, and each tree branch represents a
 line of thought.
3
4 Instead of staying close to your last position, you want to **jump from
 one distant branch to another**, covering as much ground as possible
 with each step.
5
6 At each step, pick the most distant or surprising option you can think of
 - even if it's unconventional. Think globally, not locally.
7 """

```

## Listing 12: Exploration-oriented Instruction C.

```

1 """
2 At each step, try to **make a conceptual leap** rather than a small
 adjustment.
3
4 Do not just continue what you just did - instead, challenge yourself to
 think in a different direction or using a different subset of inputs.
5
6 This approach encourages broader exploration and higher-level reasoning.
7 """

```

## Listing 13: Exploration-oriented Instruction D.

## E COMPUTE RESOURCES

All experiments involving models with more than 10B parameters were conducted via API access. Specifically, Gemini models were accessed via the Gemini API<sup>1</sup>, DeepSeek-V3 and DeepSeek-R1 via the DeepSeek API<sup>2</sup>, Claude models via Anthropic API<sup>3</sup>, Qwen-2.5 models via the Qwen API<sup>4</sup>, and all other models via the OpenRouter API<sup>5</sup>. The total cost across all APIs was under \$2000. For models with fewer than 10B parameters, experiments were run locally on a single NVIDIA H100 GPU. Each experiment on Game of 24 required 510 hours, while experiments on MATH-500 took 1024 hours.

## F LLM USAGE DISCLOSURE

We used Gemini 2.5 Pro and ChatGPT to improve the grammar, clarity, and readability of this manuscript. All LLM-generated content and suggestions were carefully reviewed and edited by the authors to ensure the final text accurately reflects our scientific contributions and claims. The authors retain full responsibility for the content of this paper.

---

<sup>1</sup><https://ai.google.dev/gemini-api/>

<sup>2</sup><https://api-docs.deepseek.com/>

<sup>3</sup><https://docs.anthropic.com/en/release-notes/api>

<sup>4</sup><https://www.alibabacloud.com/help/en/model-studio/use-qwen-by-calling-api>

<sup>5</sup><https://openrouter.ai/docs/quickstart>