

Bounds on the sequence length sufficient to reconstruct level-1 phylogenetic networks

Martin Frohn^{1,3}, Niels Holtgreve², Leo van Iersel², Mark Jones², and Steven Kelk¹

¹Department of Advanced Computing Sciences, Maastricht University, Maastricht, 6229 EN, The Netherlands

²Delft Institute of Applied Mathematics, Delft University of Technology, Delft, 2628 CD, The Netherlands

³Corresponding Author. Email: martin.frohn@maastrichtuniversity.nl

Abstract. Phylogenetic trees and networks are graphs used to model evolutionary relationships, with trees representing strictly branching histories and networks allowing for events in which lineages merge, called *reticulation* events. While the question of data sufficiency has been studied extensively in the context of trees, it remains largely unexplored for networks. In this work we take a first step in this direction by establishing bounds on the amount of genomic data required to reconstruct binary level-1 semi-directed phylogenetic networks, which are binary networks in which reticulation events are indicated by directed edges, all other edges are undirected, and cycles are vertex-disjoint. For this class, methods have been developed recently that are statistically consistent. Roughly speaking, such methods are guaranteed to reconstruct the correct network assuming infinitely long genomic sequences. Here we consider the question whether networks from this class can be uniquely and correctly reconstructed from finite sequences. Specifically, we present an inference algorithm that takes as input genetic sequence data, and demonstrate that the sequence length sufficient to reconstruct the correct network with high probability, under the Cavender-Farris-Neyman model of evolution, scales logarithmically, polynomially, or polylogarithmically with the number of taxa, depending on the parameter regime. As part of our contribution, we also present novel inference rules for quartet data in the semi-directed phylogenetic network setting.

Keywords. Phylogenetic network, quartets, inference rules, distance method, sequence alignment, sequence length

1 Introduction

Phylogenetic networks are graphs that model the evolutionary history of a set of taxa, for example different species, which are represented by the leaves of the network. Evolutionary events in which lineages merge, such as hybridization or recombination, are represented by so-called *reticulation vertices* that have more than one parent. Rooted phylogenetic networks are directed acyclic graphs with a single root, see Figure 1(a). However, since the root location is not identifiable under most models [7, 17], we consider semi-directed phylogenetic networks here, in which the incoming edges of reticulation vertices are directed, all other edges are undirected and the root is suppressed, see Figure 1(b). For formal definitions, see Section 2.

Recently, several methods have been developed for reconstructing semi-directed level-1 phylogenetic networks, which are networks in which cycles of the underlying undirected graph are vertex disjoint [3, 4, 19, 25, 34], from biological data consisting of gene trees or aligned DNA sequences. Such networks are relevant in practice because they allow for both speciation (divergence) and reticulation (convergence) events to explain the evolutionary relationships between taxa while assuming that reticulation events are (in some sense) isolated [8, 24]. However, although some of the methods mentioned above are statistically consistent, i.e. guaranteed to reconstruct the correct network given perfect data, these papers do not discuss how much data is needed. In particular, statistically-consistent methods for reconstructing networks from DNA sequences [19, 27] may only be successful when provided sequences that are infinitely long.

For phylogenetic trees, data sufficiency (also called *sample complexity*) has been studied for various substitution models, starting with the seminal work in [14, 15], its improvements [23, 28, 29], variations [11, 12] and generalizations [36, 39]. Recently, lower bounds on the sample complexity have also been established under a multi-species coalescent model [18]. Typically, such reconstruction methods are *fast converging* [21], i.e., given lower and upper bounds on edge lengths and a DNA sequence alignment of polynomial size (in the number of taxa), the method recovers the true tree topology with high probability. A potential drawback of fast converging methods is that they may rely on known edge length bounds and absence of such bounds

$\max \{\text{depth}(N), lc(N)\}$	range of mutation probabilities $p(e), e \in E(N)$	
	$[c_1, c_2]$ for constants $c_1, c_2 \geq 0$	$\left[\frac{1}{\log n}, \frac{\log \log n}{\log n}\right]$
$\Theta(1)$	logarithmic	polylog
$\Theta(\log \log n)$	polylog	polylog
$\Theta(\log n)$	polynomial	polylog

Table 1: The growth-rate of the number of sites sufficient to correctly reconstruct a binary semi-directed level-1 network N under the CFN model with high probability as a function of the number of taxa n (see Theorem 5.5 for a precise statement). This growth-rate depends on the maximum of the network depth and the maximum cycle length $lc(N)$ (first column, see Section 2 for definitions) and on the bounds on the mutation probabilities. In the second column these bounds are constants while in the third column they are functions of n . Inheritance probabilities are bounded by a function of the mutation probabilities (see Proposition 5.4).

might even lead to statistical inconsistencies [11, 12, 21]. Methods that are fast converging without requiring any knowledge of the bounds on edge lengths are called *absolute fast converging* [36].

In a recent paper, a first result on data sufficiency for phylogenetic network inference was presented [37] focusing on reconstructing binary semi-directed level-1 phylogenetic networks from SNPs, basically a binary sequence alignment, in which each site (column) is assumed to have evolved down a tree displayed by the network in such a way that its state changed exactly once. The latter assumption, also called *homoplasy-free* or *infinite sites*, is a severely restricting condition on the data that we do not assume in this work.

In this article, we introduce a new method to reconstruct binary semi-directed level-1 phylogenetic networks from biological data under the Cavender-Farris-Neyman (CFN) model [30]: the two-state analogue of the well-known Jukes-Cantor model. We assume a substitution process along each network edge, without incompletely lineage sorting, where at reticulation nodes each site is independently inherited from one parent according to inheritance probabilities. This model also accommodates homoplastic sites, allowing for convergent or parallel mutations. Our method reconstructs binary semi-directed level-1 networks up to the suppression of 2-cycles, 3-cycles and reticulation vertices in 4-cycles, as do other methods [3, 4, 37], since this is best possible for displayed-quartet-based methods [7].

Our main result is that the introduced method reconstructs the correct network with high probability, under the Cavender-Farris-Neyman model of evolution, for input sequences whose required length scales logarithmically, polynomially, or polylogarithmically with the number of taxa, depending on the parameter regime, see Table 1.

A central concept in our approach is the notion of a *quartet profile*: the set of quartet trees displayed by a network for a given set of four taxa, see Figure 1. Such a quartet profile may either contain one quartet tree (representing tree-like evolution), or multiple quartet trees (representing a cycle, and thus network-like evolution). Our method differentiates between the two by applying the four-point method [31]—a key characteristic in all absolute fast converging methods for tree inference [36]—to estimated pairwise distances. By precisely characterizing a strategically chosen subset of these quartet profiles that capture the structure of the network, we can significantly reduce the number of quartet profiles that must be inferred directly from the biological data. Then, we apply newly developed inference rules to deduce the remaining set of quartet profiles, which enables us to leverage an existing reconstruction algorithm [16] to reconstruct the full network. Note also that quartet profiles have been shown to be identifiable under several models, with proofs either relying on algebraic invariants [13] or on concordance factors (a type of summary statistic) [32].

The inference rules we develop are also interesting in their own right, as they extend and generalize classical results from tree-based phylogenetics. While inference rules for induced quartet trees of phylogenetic trees have been extensively studied, tracing back to [10] (see also [33] and references therein), their use in a network setting has been very limited so far. The TiNNIK software tool [1, 2] for inferring the *tree-of-blobs*—a tree capturing the global branching structure of a semi-directed network—relies on a rule to propagate quartet classifications by marking additional quartets as belonging to reticulate regions. However, this rule is not an inference rule in the sense used here. In addition, [20] introduced inference rules for *quarnets* (4-leaf subnetworks) of undirected level-1 networks (see also [22]), but these do not directly translate to our semi-directed setting. In our work, we define and study the closure of a set of quartet profiles, building on well-established ideas from the tree literature. This also leads to a novel quarnet encoding result, showing that any semi-directed level-1 network is encoded by some linear sized set of its induced quarnets (see Corollary 3.10). Although our focus is on level-1 networks, the validity of most of our inference rules is shown for networks of any level, opening up broader avenues for future research.

The structure of the paper is as follows. In Section 2 we cover preliminaries on phylogenetic networks and the CFN model. In Section 3 we introduce novel quartet profile inference rules and use these to define the

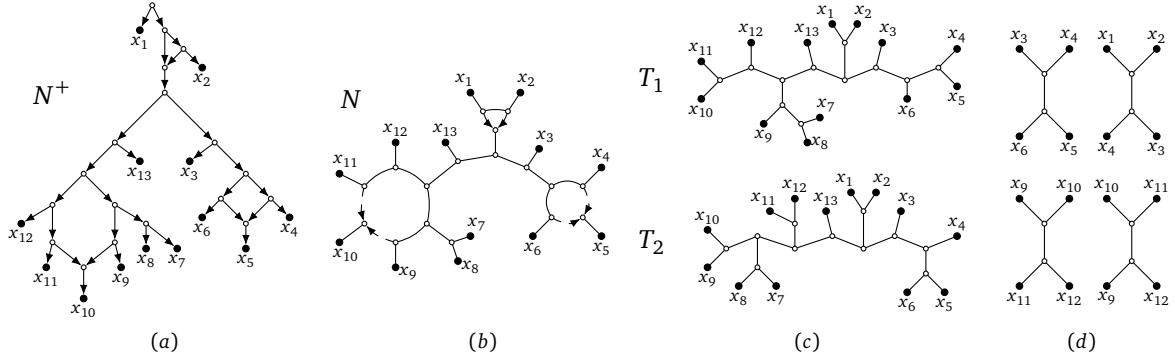


Figure 1: (a): A rooted phylogenetic network N^+ on $\mathcal{X} = \{x_1, \dots, x_{13}\}$. (b): The semi-directed phylogenetic level-1 network N on \mathcal{X} obtained from N^+ . (c): Two unrooted phylogenetic trees T_1 and T_2 on \mathcal{X} displayed by N . (d): Four quartets displayed by N . The quartet $x_3x_4|x_5x_6$ does not form a quartet profile of N , since N also displays another quartet $(x_3x_6|x_4x_5)$, not depicted in the figure) on the same four leaves. The quartet $x_1x_2|x_3x_4$ forms a trivial quartet profile, and the two remaining quartets together form the quartet profile $(x_9x_{10}|x_{11}x_{12})$.

closure operation. These techniques are used in Section 4, where we present our main distance-based inference algorithm, which is analyzed under the CFN model in Section 5. We end with a discussion in Section 6.

2 Preliminaries

2.1 Phylogenetic Networks

Definition 2.1 (Rooted network). A (binary) rooted (phylogenetic) network N^+ on a set of at least two taxa \mathcal{X} is a directed acyclic multi-graph such that (i) there is a unique vertex with indegree zero (the *root*), which has out-degree two; (ii) each vertex with out-degree zero (a *leaf*) has in-degree one and the set of such vertices is bijectively labeled by \mathcal{X} ; (iii) all other vertices either have in-degree one and out-degree two (*tree vertices*), or in-degree two and out-degree one (*reticulation vertices*).

Throughout this work, we assume that all rooted networks on \mathcal{X} are *LSA networks*: networks in which the root is the *least stable ancestor* of \mathcal{X} , which is the lowest vertex through which all directed paths from the root to any leaf in \mathcal{X} pass. The two edges directed towards a reticulation vertex are called *reticulation edges*.

Definition 2.2 (Semi-directed network). A (binary) semi-directed (phylogenetic) network N on at least two taxa \mathcal{X} is a mixed multi-graph that can be obtained from a binary rooted phylogenetic LSA network N^+ on \mathcal{X} by undirecting all non-reticulation edges and suppressing the former root.

The reticulation edges of a semi-directed network are precisely its directed edges, and the reticulation vertices are the vertices with in-degree two. A leaf x is *below* a reticulation vertex r if there is a path from r to x consisting of no edges oriented towards r . A *blob* of any multi-graph (including directed and mixed multi-graphs) is a maximal subgraph without any cut-edges and it is an *m-blob* if it has m cut-edges incident to it. A (rooted or semi-directed) network is *level-k*, for some integer $k \geq 0$, if there are at most k reticulation vertices in each blob of the network. In this work, we mostly focus on level-1 networks, which therefore consist of tree-like parts and disjoint cycles. See Figure 1b for an example of a semi-directed level-1 network. We denote the maximum topological length of a cycle in N by $lc(N)$. A semi-directed level-1 network with a single non-leaf blob is called a *sunlet (network)*.

A level-0 network is commonly known as a phylogenetic tree. We distinguish between a *rooted phylogenetic tree* (a level-0 rooted network) and an *unrooted phylogenetic tree* (a level-0 semi-directed network). An unrooted phylogenetic tree on at least two leaves \mathcal{X} is a *displayed tree* of a semi-directed network N on \mathcal{X} if the tree can be obtained from the network by deleting one reticulation edge per reticulation vertex, undirecting the remaining reticulation edges, exhaustively deleting leaves not in \mathcal{X} , and suppressing degree-2 vertices. See Figure 1c for an example.

In Definition 2.3 we formalize the notion of a *subnetwork* (or *subtree* for trees). To this end, we let an *up-down path* between two leaves x_1 and x_2 of a semi-directed network be a path of k edges where the first ℓ edges are undirected or directed towards x_1 and the last $k - \ell$ edges are undirected or directed towards x_2 .

Definition 2.3 (Subnetwork). Given a semi-directed network N on \mathcal{X} and some $\mathcal{Y} \subseteq \mathcal{X}$ with $|\mathcal{Y}| \geq 2$, the *subnetwork* of N induced by \mathcal{Y} is the semi-directed network $N|_{\mathcal{Y}}$ obtained from N by taking the union of all up-down paths between leaves in \mathcal{Y} , followed by exhaustively suppressing degree-2 vertices.

Given a semi-directed network N on \mathcal{X} , a 4-leaf subtree of a displayed tree of N is called a *displayed quartet*. A displayed quartet on $\{a, b, c, d\}$ has four trivial cut-edges: one cutting off each leaf. Next to that, the quartet has exactly one nontrivial cut-edge inducing a nontrivial partition of its leaves ($ab|cd$, $ac|bd$, or $ad|bc$). In general, given a semi-directed network N on \mathcal{X} and a partition $A|B$ of \mathcal{X} (with A and B both non-empty), we say that $A|B$ is a *split* of N if there exists a cut-edge of N whose removal disconnects the leaves in A from those in B . The split and the cut-edge are *nontrivial* if the corresponding partition is nontrivial, that is, if $|A|, |B| \geq 2$. As already used above, for splits with few leaves we sometimes omit the set notation, e.g., we use $ab|cd$ instead of $\{a, b\}|\{c, d\}$.

The main data type used in this work is the following. See Figure 1d for an example.

Definition 2.4 (Quartet profile). A *quartet profile* on four leaves $\{a, b, c, d\} \subseteq \mathcal{X}$ is a set of quartet trees on $\{a, b, c, d\}$. Given a semi-directed network N on \mathcal{X} , the quartet profile of N on $\{a, b, c, d\} \subseteq \mathcal{X}$ is the set of displayed quartets of N on $\{a, b, c, d\}$.

If the quartet profile on $\{a, b, c, d\}$ contains a single quartet tree, we denote it by the split induced by this tree, say $ab|cd$, and call it a *trivial* quartet profile. If instead the quartet profile contains two quartet trees, we denote the quartet profile by the circular ordering that is congruent with the two trees. For example, if the quartet profile on $\{a, b, c, d\}$ contains exactly the trees with splits $ab|cd$ and $ad|bc$, then the quartet profile will be denoted by $(abcd)$ (or equivalently, e.g. $(bcda)$ or $(dcba)$). It follows from [32] that quartet profiles (referred to there as ‘4-taxon circular order information’) of any *outer-labeled planar* network (which include the level-1 networks we consider) never contain all three possible quartet trees. We emphasize that knowing whether a quartet profile is displayed by a network amounts to knowing *all* displayed quartets for the considered set of four leaves. The leaf set of a quartet profile q is denoted by $\mathcal{L}(q)$ and the set of all quartet profiles of a network N is denoted by $\mathcal{Q}(N)$. In general, a *set of quartet profiles* \mathcal{Q} on \mathcal{X} is a set such that $\mathcal{X} = \bigcup_{q \in \mathcal{Q}} \mathcal{L}(q)$ and there is at most one quartet profile per 4-leaf subset of \mathcal{X} .

We end with a useful result specifying exactly which features of a network are uniquely determined and can be reconstructed from quartet profiles. Throughout this manuscript, we will use the notation \tilde{N} introduced in this proposition, which represents the main object we aim to construct. For convenience, we may occasionally refer to \tilde{N} as a “network”, although it is not one in the strict sense of the term. By *suppressing a k -cycle* in a semi-directed network, we mean replacing the cycle by a single vertex and suppressing resulting degree-2 vertices. For convenience, we refer to the operation of undirecting reticulation edges as *suppressing reticulation vertices*.

Proposition 2.5 ([7, 16]). *Let N be a semi-directed level-1 network on n leaves and denote by \tilde{N} the mixed graph obtained from N by suppressing 2-cycles, 3-cycles and reticulation vertices in 4-cycles. Then, \tilde{N} is uniquely characterized by $\mathcal{Q}(N)$ and can be reconstructed from $\mathcal{Q}(N)$ in $\mathcal{O}(n^2)$ time.*

2.2 The CFN model and distances in phylogenetic networks

Given a rooted phylogenetic network $N = (V, E)$, for each $v \in V$ we associate a random variable $Y(v)$ with a binary state space, corresponding to purine or pyrimidine bases in DNA sequences. For each edge $e = (u, v) \in E$ that is not a reticulation edge, we define $p(e)$ as the probability that the states of $Y(u)$ and $Y(v)$ differ and call it the *mutation probability* of e . We make the standard exclusion $p(e) \neq 0$ and $p(e) \neq 1/2$ because such a probability would mean that either there is no change on e or variables $Y(v)$ and $Y(u)$ are random with respect to each other [14]. Moreover, biologically, nucleotide states are more likely to remain unchanged than to mutate. Therefore, $p(e) \in (0, 1/2)$. Observe that probabilities $p(e)$ yield a Markov model on the displayed trees of N , called the CFN model [30], which is an instance of the general Markov model for transition matrices

$$M^e = \begin{pmatrix} 1-p(e) & p(e) \\ p(e) & 1-p(e) \end{pmatrix}$$

and a uniform root distribution. For reticulation edges $e = (u, v) \in E$ we also define the *inheritance probability* $\gamma(e) \in (0, 1)$ as the proportion of sites in the alignment of v contributed by u . The following result is well-known in the literature. We include a proof for completion.

Lemma 2.6. For the path in a phylogenetic tree constituted by edges e_1, \dots, e_m and with endpoints v_1 and v_2 , we have

$$\mathbb{P}[Y(v_1) \neq Y(v_2)] = \frac{1}{2} \left(1 - \prod_{i=1}^m (1 - 2p(e_i)) \right)$$

under the CFN model.

Proof. By induction on m : for $m = 1$ our claim holds because $p(e_1) = (1 - (1 - 2p(e_1)))/2$. Assume our induction hypothesis holds for $m - 1$. Let the path constituted by edges e_1, \dots, e_{m-1} have endpoints v_1 and v_3 . Hence, by induction

$$\begin{aligned} \mathbb{P}[Y(v_1) = Y(v_2)] &= \mathbb{P}[Y(v_1) = Y(v_3)] \cdot \mathbb{P}[Y(v_3) = Y(v_2)] = (1 - 2 \cdot \mathbb{P}[Y(v_1) \neq Y(v_3)]) \cdot (1 - 2p(e_m)) \\ &= \prod_{i=1}^m (1 - 2p(e_i)). \end{aligned}$$

□

Observe that Lemma 2.6 can be applied to every displayed tree T of N . Hence, we can encode the magnitude of the mutation probabilities in the CFN model as edge lengths of N . To this end, for each displayed tree T of N , we define a $n \times n$ matrix $D(T)$ of pairwise distances between leaves $\mathcal{X} = \{x_1, \dots, x_n\}$ such that $D(T)$ is a tree metric on T . Specifically, for the unique path in T constituted by edges e_1, \dots, e_m and with endpoints $x_i, x_j \in \mathcal{X}$, we define

$$D(T)_{ij} = -\frac{1}{2} \log(1 - 2 \cdot \mathbb{P}[Y(x_i) \neq Y(x_j)]) = -\sum_{l=1}^m \frac{1}{2} \log(1 - 2p(e_l))$$

to adjust the distance matrix to our choice of mutation probabilities under the CFN model. This means, $D(T)$ defines a tree metric on T for edge lengths

$$\ell(e) = -\frac{1}{2} \log \theta(e) \quad \forall e \in E, \theta(e) = 1 - 2p(e).$$

Notice that this definition of $D(T)$ coincides with the paralinear distance [26] and the LogDet distance [35] for T under the CFN model.

Now, let S be a sequence alignment on \mathcal{X} of length k generated under the CFN model. Hence, $s \in \{0, 1\}^k$ for $s \in S$. We let $d_H(i, j)$ denote the *Hamming distance* between the sequences $s^i, s^j \in S$ to define the *dissimilarity score* of sequences s^i and s^j as $h^{ij} = d_H(i, j)/k$. Then, the expectation $\mathbb{E}[h^{ij}]$ can be seen as the probability $\mathbb{P}[Y(x_i) \neq Y(x_j)]$ between sequences s^i and s^j . Therefore, we define the *empirical distance* of s^i and s^j by

$$d_{ij} = -\frac{1}{2} \log(1 - 2h^{ij})$$

to ensure that d_{ij} converges to $D(T)_{ij}$ in probability as k grows for any fixed displayed tree T of N [35]. This means, for fixed inheritance probabilities $\gamma(e)$, any reticulation vertex v in a rooted binary phylogenetic network N and displayed trees T_1 and T_2 of N which differ only in distinct reticulation edges e_1 and e_2 incident to v , respectively, we know that d_{ij} converges to $\gamma(e_1)D(T_1)_{ij} + \gamma(e_2)D(T_2)_{ij}$ in probability as k grows.

Using the empirical distances as input, [14] provided an absolute fast converging method to reconstruct the tree T with probability $1 - o(1)$ if

$$k > \frac{c \log n}{\left(1 - \max_{e \in E} \theta(e)\right)^2 \left(\min_{e \in E} \theta(e)\right)^{\text{depth}(T)}} \quad (1)$$

for a constant c and

$$\text{depth}(T) = \max_{e=(v_1, v_2) \in E(T)} \max_{i \in \{1, 2\}} \{\text{shortest topological distance from } v_i \text{ to a leaf after removing } e\}.$$

As a shorthand notation we denote $\text{depth}(N)$ as the largest chosen number $\text{depth}(T)$ among all displayed trees T of N . In other words, $\text{depth}(N)$ is an upper bound across all internal vertices v and displayed trees T of N on the shortest topological distance between v and a leaf of the subtree of T induced by v . Table 2 shows different

depth(T)	Range of mutation probabilities $p(e)$, $e \in E(T)$ [c_1, c_2] for constants $c_1, c_2 \geq 0$	
		$\left[\frac{1}{\log n}, \frac{\log \log n}{\log n} \right]$
$\Theta(1)$	logarithmic	polylog
$\Theta(\log \log n)$	polylog	polylog
$\Theta(\log n)$	polynomial	polylog

Table 2: Asymptotic behaviour of the righthand side of bound (1) for different growth-rates for depth(T) and different ranges for mutation probabilities $p(e)$, $e \in E(T)$, with n the number of taxa.

values for the bound (1) on the number of sites k . Notice that depth(T) = $\Theta(1)$ and depth(T) = $\Theta(\log n)$ occur for the completely unbalanced and completely balanced binary tree T , respectively. Additionally, depth(T) = $\mathcal{O}(\log \log n)$ typically occurs for Yule trees [14]. Furthermore, if values $\theta(e)$ are restricted to be either large or small, then the bound on k becomes logarithmic or polynomial, respectively [29].

We will make use of the following characterization of tree metrics [9]:

Lemma 2.7 (Four-point condition). *A graph is a tree if and only if it is connected, 3-cycle-free and has graphical distance D satisfying the four-point condition:*

$$D_{ij} + D_{kl} \leq \max \{D_{ik} + D_{jl}, D_{il} + D_{jk}\}$$

for all vertices v_i, v_j, v_k, v_l in the graph. Equivalently, the four-point condition requires that exactly one of the following properties holds:

$$\begin{aligned} D_{ij} + D_{kl} &< D_{ik} + D_{jl} = D_{il} + D_{jk}, \\ D_{ik} + D_{jl} &< D_{ij} + D_{kl} = D_{il} + D_{jk}, \\ D_{il} + D_{jk} &< D_{ik} + D_{jl} = D_{ij} + D_{kl} \end{aligned}$$

for all vertices v_i, v_j, v_k, v_l in the graph.

3 Inference rules and dyadic closure

In this section we develop inference rules for quartet profiles and utilize them to characterize a small set of quartet profiles that suffice to reconstruct the whole network. Although our primary focus is on level-1 networks, we prove that several of the inference rules hold more generally for networks of any level, which could open further directions for research.

3.1 Inference rules

Inference rules for quartets of unrooted phylogenetic trees are rules of the type $ab|cd + ab|ce \mapsto ab|de$, meaning that if $ab|cd$ and $ab|ce$ are quartets induced by a tree, this implies that $ab|de$ is a quartet induced by the same tree. Such inference rules have been extensively studied for phylogenetic trees [e.g. 6, 14], since they allow to extract more quartets from only limited quartet information available. More recently, inference rules for *quarnets* (4-leaf subnetworks) of fully undirected networks have also been studied [20]. The method presented in this paper partially relies on new inference rules for quartet profiles. We note that since we study semi-directed networks and hence the subnetwork induced by fewer leaves might force the loss of information on reticulation events, these rules are inherently different from the undirected quarnet inference rules presented in [20].

Formally, an *inference rule* for quartet profiles is a rule of the type

$$q_1 + \dots + q_k \mapsto q'_1 + \dots + q'_l$$

that can be applied to a set of distinct quartet profiles $\mathcal{Q} = \{q_1, \dots, q_k\}$ and returns a set of new quartet profiles $\mathcal{Q}' = \{q'_1, \dots, q'_l\}$. We say that such an inference rule is *valid* if the following implication holds for all semi-directed networks N (possibly restricted to a certain subclass of semi-directed networks)

$$\mathcal{Q} \subseteq \mathcal{Q}(N) \Rightarrow \mathcal{Q}' \subseteq \mathcal{Q}(N).$$

The *order* of an inference rule is its input size k . A second order inference rule is called *dyadic*, while a third order rule is *triadic*.

We first introduce two well-known dyadic inference rules for quartets of unrooted phylogenetic trees (see e.g. [6, 14]):

$$ab|cd + ac|de \mapsto ab|de + bc|de; \quad (R1)$$

$$ab|cd + ab|ce \mapsto ab|de. \quad (R2)$$

In the following proposition we prove that any rule that is valid for quartets of an unrooted phylogenetic tree—which thus includes inference rules R1 and R2—is valid for semi-directed networks, when considering (necessarily trivial) quartet profiles. We note in passing that this also means that these are valid inference rules for quartet-splits (as defined in [16]).

Proposition 3.1. *Any valid quartet inference rule for unrooted phylogenetic trees is a valid quartet profile inference rule for semi-directed networks.*

Proof. Denote by R a quartet inference rule $q_1 + \dots + q_k \mapsto q'_1 + \dots + q'_l$ (with $k, l \geq 1$) that is valid for any unrooted phylogenetic tree. Let N be a semi-directed network and assume that all q_i are also trivial quartet profiles of N (i.e. there is only one displayed quartet tree for each of the corresponding four-leaf subsets). Next, let T be a displayed tree of N . Then, since all quartets q_i are trivial, all of them are also induced quartets of the tree T . Hence, by the valid rule R , all the q'_j are induced quartets of T . Since T was an arbitrary displayed tree of N , all q'_j are quartets of any of the displayed trees of N , and hence they are trivial quartet profiles of N . \square

Building upon the two inference rules R1 and R2, we introduce two novel inference rules (the first one being dyadic, and the second one triadic) that also consider nontrivial quartet profiles:

$$(abcd) + ac|de \mapsto ab|de + bc|de; \quad (R3)$$

$$(abcd) + ab|de + bc|de \mapsto (abce). \quad (R4^*)$$

In the following lemma we show that these inference rules are valid for any semi-directed network.

Lemma 3.2. *The quartet profile inference rules R3 and R4* are valid for any semi-directed network.*

Proof. We first consider rule R3 and assume that $(abcd)$ and $ac|de$ are quartet profiles of N . Then, we can partition the displayed trees of N into the set \mathcal{T}_1 with quartets $ab|cd$, and the set \mathcal{T}_2 with quartets $ad|bc$. Since $ac|de$ is a trivial quartet profile of N , it is a quartet of all of these displayed trees. We can now apply the valid quartet inference rule R1 to the quartets in \mathcal{T}_1 , and obtain that $ab|de$ and $bc|de$ are quartets of those trees. After switching the roles of a and c we can rewrite R1 to $bc|ad + ac|de \mapsto ab|de + bc|de$, and we obtain that $ab|de$ and $bc|de$ are also quartets of the trees in \mathcal{T}_2 . Since this covers all displayed trees, these two quartets are (trivial) quartet profiles of N .

For rule R4*, suppose that $(abcd)$, $ab|de$ and $bc|de$ are quartet profiles of N . We again have the two sets of displayed trees, \mathcal{T}_1 with quartets $ab|cd$, and \mathcal{T}_2 with quartets $ad|bc$. Furthermore, in any of these displayed trees, $ab|de$ and $bc|de$ are quartets. Now, note that we can rewrite rule R2 to $ab|cd + ab|de \mapsto ab|ce$ by switching the roles of c and d . Applying this rule to the trees in \mathcal{T}_1 , gives us that $ab|ce$ are quartets in those trees. Similarly, we can also rewrite rule R2 to $bc|da + bc|de \mapsto bc|ae$. Applying this rule to the trees in \mathcal{T}_2 , gives us that $bc|ae$ are quartets in those trees. Since we have considered all displayed trees, this means that $(abce)$ is a quartet profile of N . \square

In case the semi-directed network N is level-1, inference rule R4* can be simplified to a dyadic inference rule:

$$(abcd) + bc|de \mapsto (abce). \quad (R4)$$

This is useful, since exhaustively applying dyadic inference rules to a set of quartets requires less time than applying higher order inference rules. The following lemma shows validity.

Lemma 3.3. *The quartet profile inference rule R4 is valid for any semi-directed level-1 network.*

Proof. Suppose that $(abcd)$ and $bc|de$ are quartet profiles of a semi-directed level-1 network N . It suffices to consider the case where N has exactly five leaves, otherwise we can consider the subnetwork induced by $\{a, b, c, d, e\}$. Moreover, we can disregard 2- and 3-cycles, since they do not change the displayed quartets. We now consider two cases, depending on whether N is a sunlet or not.

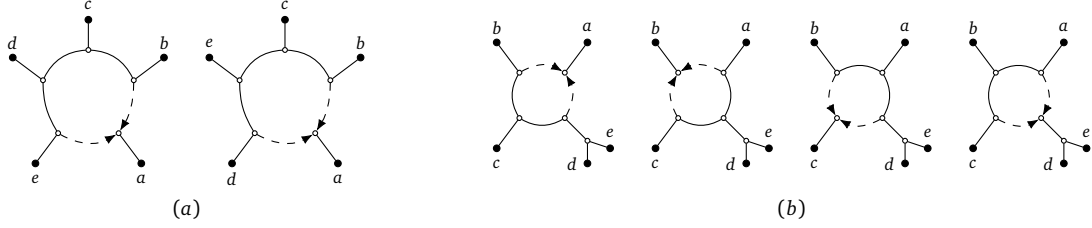


Figure 2: All semi-directed level-1 networks on $\{a, b, c, d, e\}$ with quartet profiles $(abcd)$ and $bc|de$ (disregarding possible 2- and 3-cycles). The networks in subfigure (a) have a 5-cycle and the networks in subfigure (b) have a 4-cycle.

Case 1: N is a sunlet. Since $bc|de$ is a trivial quartet profile, the subnetwork of N induced by $\{b, c, d, e\}$ also has the split $bc|de$. Hence, a is the leaf below the reticulation of the sunlet. Furthermore, the quartet profile $(abcd)$ indicates that the leaves of N are either ordered as (a, b, c, d, e) or (a, b, c, e, d) around the sunlet (see Figure 2a). In both cases, $(abce)$ is a quartet profile of N .

Case 2: N is not a sunlet. The existence of the quartet profile $(abcd)$ shows that N does have a 4-cycle. Consequently, N consists of one four-cycle with an incident nontrivial cut-edge. Since $bc|de$ is a quartet profile, this cut-edge must induce the split $abc|de$. Hence, N is one of the four networks in Figure 2b, and it follows that $(abce)$ is a quartet profile. \square

3.2 Representative quartet profiles and dyadic closure

In this section, we present a small set of carefully selected quartet profiles that uniquely determine a semi-directed level-1 network. To do so, we first introduce some additional technical definitions.

Let N be a semi-directed level-1 network on \mathcal{X} and B an internal k -blob. Since N is level-1, such blobs are either cycles or single degree-3 vertices. Thus, they naturally induce a *circular order* $\mathcal{C} = (X_1, \dots, X_k)$ of subsets of \mathcal{X} (with $X_1 | \dots | X_k$ a k -partition of \mathcal{X}). See Figure 3a for an example. For each of the subsets X_i , we call the unique leaf $x_i \in X_i$ that is topologically the closest to B (in terms of the number of edges) its *representative leaf*. To ensure uniqueness, ties are resolved by choosing the leaf with the smallest index. The set of representative leaves x_i corresponding to the circular order \mathcal{C} is denoted by $\mathcal{R}(\mathcal{C})$.

Let uv be a nontrivial cut-edge of a semi-directed network N , with u (resp. v) being contained in a k -blob B_X (resp. l -blob B_Y) for some $k \geq 3$ (resp. $l \geq 3$). Recall that uv induces a nontrivial split $X|Y$ of the leaves of N . Moreover, B_X (resp. B_Y) induces a circular order $\mathcal{C}_1 = (X_1, \dots, X_k, Y)$ (resp. $\mathcal{C}_2 = (X, Y_1, \dots, Y_l)$), where $X = \bigcup_i X_i$ (resp. $Y = \bigcup_j Y_j$). Then, we let $\mathcal{D} = (X_1, \dots, X_k) | (Y_1, \dots, Y_l)$ be the *2-circular order* induced by uv , capturing both the induced split and the two induced circular orders. See Figure 3b and c for two examples. The set of representative leaves $\{x_1, \dots, x_k, y_1, \dots, y_l\}$ corresponding to \mathcal{D} is again denoted by $\mathcal{R}(\mathcal{D})$, where $x_i \in \mathcal{R}(\mathcal{C}_1)$ and $y_j \in \mathcal{R}(\mathcal{C}_2)$.

We now extend the concept of a representative quartet from [14]—originally developed for rooted trees—to the context of quartet profiles and semi-directed level-1 networks.

Definition 3.4 (Representative quartet profile). Let N be a semi-directed level-1 network with leaf set \mathcal{X} . Then, the set $\mathcal{Q}_R(N) \subseteq \mathcal{Q}(N)$ of *representative quartet profiles* is constructed as follows. For each cut-edge with induced 2-circular order $\mathcal{D} = (X_1, \dots, X_k) | (Y_1, \dots, Y_l)$ of \mathcal{X} and $\mathcal{R}(\mathcal{D}) = \{x_1, \dots, x_k, y_1, \dots, y_l\}$,

- (i) $x_1 x_k | y_1 y_l \in \mathcal{Q}_R(N)$.

For each k -blob B ($k \geq 4$) with induced circular order $\mathcal{C} = (X_1, \dots, X_k)$ of \mathcal{X} such that X_1 is the set of leaves below the reticulation in B and $\mathcal{R}(\mathcal{C}) = \{x_1, \dots, x_k\}$,

- (ii) $x_i x_{i+1} | x_{i+2} x_{i+3} \in \mathcal{Q}_R(N)$ for all $i \in \{2, \dots, k-3\}$;
- (iii) $(x_i x_i x_{i+1} x_{i+2}) \in \mathcal{Q}_R(N)$ for all $i \in \{2, \dots, k-2\}$.

As an example, consider the network in Figure 4. Then, the quartet profiles $x_1 x_7 | x_9 x_{11}$, $x_1 x_2 | x_5 x_7$ and $(x_4 x_5 x_7 x_1)$ are representative quartet profiles of types (i), (ii) and (iii), respectively. Whereas, for example, $x_1 x_2 | x_5 x_{11}$, $x_1 x_5 | x_2 x_3$ and $(x_4 x_5 x_7 x_2)$ are not representative.

In general, there is exactly one representative quartet profile of type (i) for every nontrivial split of a network, and there are $(k-4) + (k-3) = 2k-7$ representative quartet profiles of types (ii) and (iii) for every k -blob with $k \geq 4$. Hence, the size of $\mathcal{Q}_R(N)$ is largest for a sunlet network—which has one large blob and no nontrivial splits—and the following observation follows.

Observation 3.5. If N is a semi-directed level-1 network on n leaves, then $|\mathcal{Q}_R(N)| \leq 2n-7$.

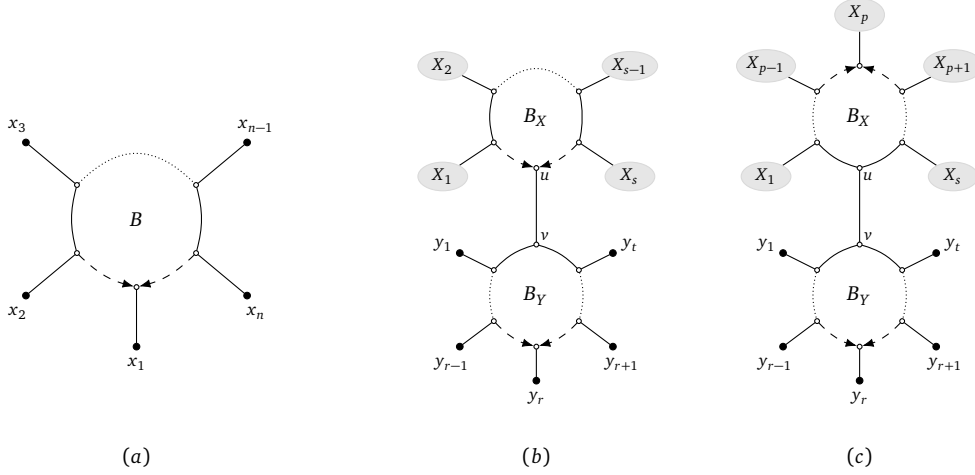


Figure 3: (a): A sunlet network on $\{x_1, \dots, x_n\}$. The blob B induces the circular order $(\{x_1\}, \dots, \{x_n\})$. (b/c): Two types of semi-directed level-1 networks on $X_1 \cup \dots \cup X_s \cup \{y_1\} \cup \dots \cup \{y_t\}$, with $s, t \geq 2$, $1 \leq r \leq t$ and $1 \leq p \leq s$ (for subfigure (c)). The y_j represent leaves, and the X_i represent subsets of leaves. The networks both have a nontrivial cut-edge uv (with its endpoints in the blobs B_X and B_Y) inducing the 2-circular order $(X_1, \dots, X_s)(\{y_1\}, \dots, \{y_t\})$.

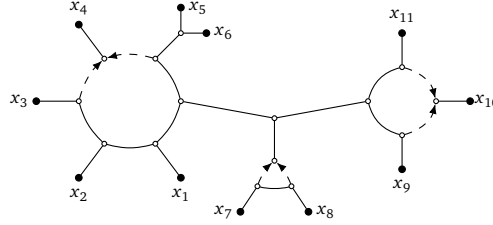


Figure 4: A semi-directed network on $\{x_1, \dots, x_{11}\}$ used to illustrate the concept of a representative quartet profile.

In the remainder of this section we prove that the representative quartet profiles are sufficient to build up the complete set of quartet profiles, solely using dyadic inference rules. We formalize this by means of the following definition and stress that the triadic rule $R4^*$ is not being applied.

Definition 3.6 (Dyadic closure). Let \mathcal{Q} be a set of quartet profiles. The set $\text{cl}_2(\mathcal{Q})$ of quartet profiles obtained from \mathcal{Q} by exhaustively applying inference rules R1–R4 is the *dyadic closure* of \mathcal{Q} .

Lemma 3.7. Let N be a sunlet network. If \mathcal{Q} is a set of quartet profiles such that $\mathcal{Q}_R(N) \subseteq \mathcal{Q} \subseteq \mathcal{Q}(N)$, then $\mathcal{Q}(N) = \text{cl}_2(\mathcal{Q})$.

Proof. Let $\mathcal{X} = \{x_1, \dots, x_n\}$ be the leaves of N such that x_1 is the leaf below the reticulation and such that N induces the circular ordering (x_1, \dots, x_n) of its leaves. See also Figure 3a. Without loss of generality, we may assume that $\mathcal{Q} = \mathcal{Q}_R(N)$. Throughout the proof, we denote by $\mathcal{Q}_s(N)$ (resp. $\mathcal{Q}_c(N)$) the trivial (resp. nontrivial) quartet profiles in $\mathcal{Q}(N)$. We have already shown that the inference rules R1–R4 are valid for N (Proposition 3.1 and Lemmas 3.2 and 3.3), so $\text{cl}_2(\mathcal{Q}) \subseteq \mathcal{Q}_s(N) \cup \mathcal{Q}_c(N)$. Thus, it suffices to show that $\text{cl}_2(\mathcal{Q}) \supseteq \mathcal{Q}_s(N) \cup \mathcal{Q}_c(N)$. We prove the lemma by induction on n , where the base cases with $n \leq 4$ follow trivially.

First, note that $T = N|_{\{x_2, \dots, x_n\}}$ is an unrooted phylogenetic tree and that $\mathcal{Q}_R(T) \subseteq \mathcal{Q}_R(N)$ consists of only trivial quartet profiles. It follows from [14, Lem. 2] that exhaustively applying inference rules R1 and R2 to $\mathcal{Q}_R(T)$ results in $\mathcal{Q}(T)$: the set of all quartet profiles induced by the tree T . Since $\mathcal{Q}(T) = \mathcal{Q}_s(N)$, we get that $\text{cl}_2(\mathcal{Q}) \supseteq \mathcal{Q}_s(N)$.

Let $N' = N|_{\{x_1, \dots, x_{n-1}\}}$ and note that this is a sunlet with $n-1$ leaves. Next, observe that $\mathcal{Q}_R(N') \subseteq \mathcal{Q}_R(N) = \mathcal{Q}$. In particular, $\mathcal{Q}_R(N) = \mathcal{Q}_R(N') \cup \{x_{n-3}x_{n-2}|x_{n-1}x_n, (x_1x_{n-2}x_{n-1}x_n)\}$. Thus, by the induction hypothesis, $\text{cl}_2(\mathcal{Q}) \supseteq \mathcal{Q}(N')$. Since we also already have that $\text{cl}_2(\mathcal{Q}) \supseteq \mathcal{Q}_s(N)$, it remains to show that $q = (x_1x_ix_jx_n) \in \text{cl}_2(\mathcal{Q})$ for all $1 < i < j < n$. We consider two cases. (1): $j < n-1$. Then, both $(x_1x_ix_jx_{n-1})$ (since it is in $\mathcal{Q}(N')$) and $x_ix_j|x_{n-1}x_n$ (since it is in $\mathcal{Q}_s(N)$) are in $\text{cl}_2(\mathcal{Q})$. Applying rule R4 to these two quartet profiles shows that $q \in \text{cl}_2(\mathcal{Q})$. (2): $j = n-1$. Then, we may also assume that $i < n-2$, otherwise q is in \mathcal{Q} and thus trivially in $\text{cl}_2(N)$. Both $(x_1x_nx_{n-1}x_{n-2})$ (since it is in $\mathcal{Q}_R(N)$) and $x_nx_{n-1}|x_{n-2}x_i$ (since it is in $\mathcal{Q}_s(N)$) are in $\text{cl}_2(\mathcal{Q})$, so applying rule R4 shows that $q \in \text{cl}_2(\mathcal{Q})$. \square

To prove the main theorem in this section (Theorem 3.9), the following lemma will first show a slightly weaker result about the dyadic closure. In particular, given a semi-directed level-1 network N , we call a quartet profile $q \in \mathcal{Q}(N)$ a *spanning quartet profile* if there exists a circular order or 2-circular order \mathcal{C} induced by an edge or a blob of N such that $\mathcal{L}(q) \subseteq \mathcal{R}(\mathcal{C})$. That is, q is a quartet profile containing only representative leaves of some induced (2-)circular order of N . We denote the set of all spanning quartet profiles of N by $\mathcal{Q}_S(N)$ and note that $\mathcal{Q}_R(N) \subseteq \mathcal{Q}_S(N)$.

Lemma 3.8. *Let N be a semi-directed level-1 network. If \mathcal{Q} is a set of quartet profiles such that $\mathcal{Q}_R(N) \subseteq \mathcal{Q} \subseteq \mathcal{Q}(N)$, then $\mathcal{Q}_S(N) \subseteq \text{cl}_2(\mathcal{Q})$.*

Proof. As in the previous lemma, we may assume that $\mathcal{Q} = \mathcal{Q}_R(N)$. We prove the theorem by induction on the number of nontrivial splits. The base case with zero nontrivial splits follows directly from the previous lemma, so we assume that N has at least one nontrivial split. Since the presence of 2-cycles does not influence the quartet profiles, we will also assume that N has no 2-cycles.

Let B_Y be a *lowest* internal blob of N , i.e., B_Y has only one incident nontrivial cut-edge uv (with v in B_Y) such that v is not the reticulation of B_Y . Let B_X be the blob that contains u . See Figure 3b and c for an illustration. For simplicity, we also assume that both B_X and B_Y are nontrivial, i.e., if they are 3-blobs they are not single vertices. Note that this transformation does not change any of the quartet profiles. Let $\mathcal{D} = (X_1, \dots, X_s)(\{y_1\}, \dots, \{y_t\})$ be the induced 2-circular order of uv , where $Y = \{y_1, \dots, y_t\}$, $X = X_1 \cup \dots \cup X_s$ and $\mathcal{R}(\mathcal{D}) = \{x_1, \dots, x_s, y_1, \dots, y_t\}$ contains the representative leaves. Here, y_r with $1 \leq r \leq t$ is the leaf below the reticulation of B_Y . Note that N can be of two different types (see again Figure 3), depending on whether the leaves in Y are below the reticulation of B_X (type 1, shown in Figure 3b), or whether some set X_p (with $1 \leq p \leq s$) is below the reticulation of B_X (type 2, shown in Figure 3c).

Let $N_X = N|_{X \cup \{y_1\}}$ and let $N_Y = N|_{Y \cup \{x_h\}}$, where $x_h \in \{x_1, \dots, x_s\}$ is the leaf topologically closest to the blob B_Y (with $1 \leq h \leq s$). Then, $\mathcal{Q}_R(N) = \mathcal{Q}_R(N_X) \cup \mathcal{Q}_R(N_Y) \cup \{x_1 x_s | y_1 y_t\}$. Using that $\mathcal{Q}_S(N_Y) = \mathcal{Q}(N_Y)$ and by the induction hypothesis, we then get that $\mathcal{Q}_S(N_X) \cup \mathcal{Q}(N_Y) \cup \{x_1 x_s | y_1 y_t\} \subseteq \text{cl}_2(\mathcal{Q})$. We now prove four claims, showing that certain quartet profiles in $\mathcal{Q}_S(N)$ are in $\text{cl}_2(\mathcal{Q})$. Together with the fact that $\mathcal{Q}_S(N_X), \mathcal{Q}(N_Y) \subseteq \text{cl}_2(\mathcal{Q})$, Claims 2-4 then show that $\mathcal{Q}_S(N) \subseteq \text{cl}_2(\mathcal{Q})$.

Claim 1: $q \in \text{cl}_2(\mathcal{Q})$ if $\mathcal{L}(q) = \{x_h, x_i, y_1, y_j\}$ with $1 \leq i \leq s$ such that $i \neq h$ and $1 < j \leq t$. Without loss of generality, we assume that $1 \leq h < i \leq s$. Note that every such q has the form $x_h x_i | y_1 y_j$ and that $q_1 = x_1 x_s | y_1 y_t$ is in $\text{cl}_2(\mathcal{Q})$. If $p \in \{1, i, s\}$ then $q_2 = (x_1 x_i x_s y_1)$ is in $\text{cl}_2(\mathcal{Q})$ (Case 1(i)). Otherwise, without loss of generality, we may assume that $q_2 = x_1 x_i | x_s y_1$ is in $\text{cl}_2(\mathcal{Q})$ (Case 1(ii)). In Case 1(i) (resp. Case 1(ii)), we can apply rule R3 (resp. rule R1) to q_1 and q_2 , to obtain that $q_3 = x_1 x_i | y_1 y_t$ is in $\text{cl}_2(\mathcal{Q})$. (Note that this follows trivially if $i = s$, since then $q_3 = q_1$). If $h = 1$, the proof is done, so we assume that $h > 1$. An analogous proof then shows that $q_4 = x_1 x_h | y_1 y_t$ is in $\text{cl}_2(\mathcal{Q})$. Applying rule R2 to q_3 and q_4 then shows that q is in $\text{cl}_2(\mathcal{Q})$.

Claim 2: $q \in \text{cl}_2(\mathcal{Q})$ if $\mathcal{L}(q) = \{x_i, x_j, y_k, y_l\}$ with $1 \leq i < j \leq s$ and $1 \leq k < l \leq t$. Again, every such q has the form $x_i x_j | y_k y_l$. First assume that $k > 1$, the proof being analogous for $k = 1$ by changing y_1 to y_2 throughout. By the previous claim, we know that $q_1 = x_h x_i | y_1 y_k$ and $q_2 = x_h x_j | y_1 y_k$ are in $\text{cl}_2(\mathcal{Q})$. Applying rule R2 shows $q_3 = x_i x_j | y_1 y_k \in \text{cl}_2(\mathcal{Q})$. (This follows directly if $h \in \{i, j\}$.) Similarly, it follows that $q_4 = x_i x_j | y_1 y_l$ is in $\text{cl}_2(\mathcal{Q})$. Then, again applying rule R2 to q_3 and q_4 gives that $q = x_i x_j | y_k y_l$ is in $\text{cl}_2(\mathcal{Q})$.

Claim 3: $q \in \text{cl}_2(\mathcal{Q})$ if $\mathcal{L}(q) = \{x_i, x_j, x_k, y_l\}$ with $1 \leq i < j < k \leq s$ and $1 \leq l \leq t$. If N is of type 1 or of type 2 with $p \in \{i, j, k\}$, then q has the form $(x_i x_j x_k y_l)$ (Case 3(i)). If N is of type 2 with $p \notin \{i, j, k\}$, then we may assume without loss of generality that q has the form $x_i x_j | x_k y_l$ (Case 3(ii)). Next, observe that in Case 3(i) (resp. Case 3(ii)) $q_1 = (x_i x_j x_k y_1)$ (resp. $q_1 = x_i x_j | x_k y_1$) is in $\mathcal{Q}(N_X) \subseteq \text{cl}_2(\mathcal{Q})$ and that $q_2 = x_j x_k | y_1 y_l$ is in $\text{cl}_2(\mathcal{Q})$ by Claim 2. Then, applying rule R4 (resp. rule R2) to q_1 and q_2 proves that $q \in \text{cl}_2(\mathcal{Q})$.

Claim 4: $q \in \text{cl}_2(\mathcal{Q})$ if $\mathcal{L}(q) = \{x_i, y_j, y_k, y_l\}$ with $1 \leq i \leq s$ and $1 \leq j < k < l \leq t$. If $r \in \{j, k, l\}$, then q has the form $(x_i y_j y_k y_l)$ (Case 4(i)). Otherwise, we may assume without loss of generality that q has the form $x_i y_j | y_k y_l$ (Case 4(ii)). In Case 4(i) (resp. Case 4(ii)), $q_1 = (x_h y_j y_k y_l)$ (resp. $q_1 = x_h y_j | y_k y_l$) is in $\mathcal{Q}(N_Y) \subseteq \text{cl}_2(\mathcal{Q})$, so we may assume that $i \neq h$. Then, $q_2 = x_h x_i | y_k y_l$ is in $\text{cl}_2(\mathcal{Q})$ by Claim 2. Applying rule R4 (resp. rule R4) to q_1 and q_2 proves that $q \in \text{cl}_2(\mathcal{Q})$. \square

Theorem 3.9. *Let N be a semi-directed level-1 network. If \mathcal{Q} is a set of quartet profiles such that $\mathcal{Q}_R(N) \subseteq \mathcal{Q} \subseteq \mathcal{Q}(N)$, then $\mathcal{Q}(N) = \text{cl}_2(\mathcal{Q})$.*

Proof. As in the proof of Lemma 3.7, it suffices to show $\mathcal{Q}(N) \subseteq \text{cl}_2(\mathcal{Q})$. By Lemma 3.8, instead of assuming that $\mathcal{Q} = \mathcal{Q}_R(N)$, we may assume that $\mathcal{Q} = \mathcal{Q}_S(N)$. We prove the theorem by induction on the number of nontrivial splits, with the base case again following from Lemma 3.7.

Consider the exact same setup as in the proof of Lemma 3.8. Then, by the induction hypothesis, we have that $\mathcal{Q}(N_X) \cup \mathcal{Q}(N_Y) \subseteq \text{cl}_2(\mathcal{Q})$. We slightly extend the notation by using x'_i to indicate an arbitrary leaf in the set X_i , as opposed to the notation x_i that was used for the representative leaf of X_i . With slight abuse of

notation, when considering leaves x'_i and x'_j , we allow $i = j$, in which case the leaves are meant to be two distinct leaves in $X_i = X_j$. We now prove three claims for quartet profiles $q \in \mathcal{Q}(N)$.

Claim 5: $q \in \text{cl}_2(\mathcal{Q})$ if $\mathcal{L}(q) = \{x'_i, x'_j, y_k, y_l\}$ with $1 \leq i, j \leq s$ and $1 \leq k < l \leq t$. Observe that q has the form $x'_i x'_j | y_k y_l$. Since $x_i x_j | y_k y_l$ is in $\text{cl}_2(\mathcal{Q})$, we can assume without loss of generality that $x'_i \neq x_i$. We consider two cases.

Case (i): $i \neq j$. Observe that $x_i x'_i | x_j y_l$ is in $\mathcal{Q}(N_X) \subseteq \text{cl}_2(\mathcal{Q})$ and $x_i x_j | y_1 y_l$ is in $\text{cl}_2(\mathcal{Q})$. Then, by rule R1, $q_1 = x_i x'_i | y_1 y_l$ and $q_2 = x'_i x_j | y_1 y_l$ are in $\text{cl}_2(\mathcal{Q})$. By symmetry, $q_3 = x'_j x_i | y_1 y_l$ is then also in $\text{cl}_2(\mathcal{Q})$. (Note that this follows trivially if $x_j = x'_j$.) Applying rule R2 to q_1 and q_3 gives that $q_4 = x'_i x'_j | y_1 y_l$ is in $\text{cl}_2(\mathcal{Q})$. If $k = 1$, we are done. Otherwise, again using symmetry, we get that $q_5 = x'_i x'_j | y_1 y_k$ is in $\text{cl}_2(\mathcal{Q})$. Applying rule R2 to q_4 and q_5 gives that q is in $\text{cl}_2(\mathcal{Q})$.

Case (ii): $i = j$. Then, x'_i and x'_j are two distinct leaves in $X_i = X_j$. Let $m \neq i, j$ be arbitrary, and note that x_m always exists since $i = j$. Observe that $x_i x'_i | x_m y_l$ is in $\mathcal{Q}(N_X) \subseteq \text{cl}_2(\mathcal{Q})$ and $x_i x_m | y_1 y_l$ is in $\text{cl}_2(\mathcal{Q})$. Then, by rule R1, $q_1 = x_i x'_i | y_1 y_l$ and $q_2 = x'_i x_m | y_1 y_l$ are in $\text{cl}_2(\mathcal{Q})$. Similarly, by swapping x'_i for x'_j , $q_3 = x'_j x_m | y_1 y_l$ is in $\text{cl}_2(\mathcal{Q})$ (which is trivial if $x'_j = x_i$). Applying rule R2 to q_2 and q_3 gives that $q_4 = x'_i x'_j | y_1 y_l$ is in $\text{cl}_2(\mathcal{Q})$. The rest of the proof is analogous to Case (i).

Claim 6: $q \in \text{cl}_2(\mathcal{Q})$ if $\mathcal{L}(q) = \{x'_i, x'_j, x'_k, y_l\}$ with $1 \leq i, j, k \leq s$ and $1 \leq l \leq t$. The proof of this claim is analogous to the proof of Claim 3 in the proof of Lemma 3.8, but instead relying on Claim 5 instead of Claim 2.

Claim 7: $q \in \text{cl}_2(\mathcal{Q})$ if $\mathcal{L}(q) = \{x'_i, y_j, y_k, y_l\}$ with $1 \leq i \leq s$ and $1 \leq j < k < l \leq t$. Again, the proof of this claim is analogous to the proof of Claim 4 in the proof of Lemma 3.8, but instead relying on Claim 5 instead of Claim 2.

To conclude the proof of the theorem, observe that any quartet profile in $\mathcal{Q}(N) \setminus (\mathcal{Q}(N_X) \cup \mathcal{Q}(N_Y) \cup \mathcal{Q}_S(N))$ is shown to be in $\text{cl}_2(\mathcal{Q})$ by one of the three claims. \square

Together with Proposition 2.5, the previous theorem shows that given a semi-directed level-1 network N , the representative quartet profiles uniquely characterize \tilde{N} . Using the bound from Observation 3.5, we then obtain part (a) of the following corollary. Moreover, by utilizing at most one *quarnet* (4-leaf subnetwork) for each 3-blob and 4-blob, the complete structure of the 3- and 4-blobs can be characterized, leading to part (b) of the corollary.¹ Possible 2-cycles can additionally be recovered by considering one quarnet for each split of the network.

Corollary 3.10. *Let N be a semi-directed level-1 network on $n \geq 4$ leaves. Then,*

- (a) *there exists a set of $\mathcal{O}(n)$ quartet profiles of N that uniquely characterizes \tilde{N} ;*
- (b) *there exists a set of $\mathcal{O}(n)$ quarnets of N that uniquely characterizes N .*

4 The Dyadic Closure Method

In this section we present an algorithm that reconstructs (most of) a semi-directed level-1 network from a sequence alignment on \mathcal{X} . We follow a strategy similar as in [14] and as in the analysis of the short quartet support method in [36]. As a first ingredient we present the DCNC (DYADIC CLOSURE NETWORK CONSTRUCTION) method (see Algorithm 1), which takes as input a set of quartet profiles, and outputs a level-1 network, INCONSISTENT (if two quartet profiles are incompatible), or INSUFFICIENT (if the quartet profiles do not provide enough information to construct a network). From Theorem 3.9 we can draw an immediate conclusion for the DCNC method:

Corollary 4.1. *Let N be a semi-directed level-1 network on \mathcal{X} and let \mathcal{Q} be a set of quartet profiles such that $\mathcal{Q}_R(N) \subseteq \mathcal{Q} \subseteq \mathcal{Q}(N)$. Then, the DCNC method returns \tilde{N} .*

Definition 4.2 (width of a quartet). For a sequence alignment \mathcal{S} on \mathcal{X} the *width* of any quartet tree or quartet profile on four leaves $Q \subseteq \mathcal{X}$ is defined as the maximum dissimilarity score h^{ij} of sequences s^i and s^j among all $x_i, x_j \in Q$.

¹In [16] it was shown that any algorithm that sequentially adds leaves to reconstruct a semi-directed level-1 network from quarnets must rely on $\Omega(n \log n)$ quarnets in the worst case. Although part (b) of Corollary 3.10 may appear to contradict this bound, it does not violate the result presented there. In particular, the bound from [16] is a lower bound on the *query complexity*, meaning that for any algorithm relying on queries to an oracle (which returns quarnets of the network to be reconstructed), there exists an adversarial strategy that forces the algorithm to make $\Omega(n \log n)$ queries. In contrast, Corollary 3.10b instead says that once a network is known, a linear sized set of quarnets exists that completely characterizes it.

Algorithm 1: DYADIC CLOSURE NETWORK CONSTRUCTION (DCNC) method

Input: a set of quartet profiles \mathcal{Q} on \mathcal{X}
Output: a semi-directed level-1 network \tilde{N} on \mathcal{X} with 2-cycles, 3-cycles and reticulation vertices in 4-cycles suppressed, INSUFFICIENT, or INCONSISTENT

- 1 compute the dyadic closure $\text{cl}_2(\mathcal{Q})$ analogous to [14]
- 2 **if** $\text{cl}_2(\mathcal{Q})$ contains more than one quartet profile for some set of four leaves **then**
- 3 | **return** INCONSISTENT
- 4 **else if** $|\text{cl}_2(\mathcal{Q})| < \binom{n}{4}$ **then**
- 5 | **return** INSUFFICIENT
- 6 **else**
- 7 | $\tilde{N} \leftarrow$ semi-directed level-1 network with 2-cycles, 3-cycles and reticulation vertices in 4-cycles suppressed, obtained by applying the algorithm from [16] to \mathcal{Q}
- 8 | **return** \tilde{N}

Algorithm 2: LEVEL-1 QUARTET PROFILE CONSTRUCTION (L1QPC) method

Input: a real number $w \geq 0$, an empirical distance matrix d from a sequence alignment on \mathcal{X}
Output: a set of quartet profiles \mathcal{Q}_w of width at most w

- 1 **for** $\{x_i, x_j, x_k, x_l\} \subseteq \mathcal{X}$ with width at most w and $d_{ij} + d_{kl} \leq d_{il} + d_{jk} \leq d_{ik} + d_{jl}$ **do**
- 2 | $\Delta_1 \leftarrow (d_{il} + d_{jk}) - (d_{ij} + d_{kl})$;
- 3 | $\Delta_2 \leftarrow (d_{ik} + d_{jl}) - (d_{il} + d_{jk})$;
- 4 | **if** $\Delta_1 = \Delta_2$ **then**
- 5 | | Add trivial quartet profiles $x_i x_j | x_k x_l$, $x_i x_k | x_j x_l$ and $x_i x_l | x_j x_k$ to \mathcal{Q}_w .
- 6 | **else if** $\Delta_1 > \Delta_2$ **then**
- 7 | | Add trivial quartet profile $x_i x_j | x_k x_l$ to \mathcal{Q}_w .
- 8 | **else**
- 9 | | Add quartet profile $(x_i x_j x_k x_l)$ to \mathcal{Q}_w .
- 10 **return** \mathcal{Q}_w

Algorithm 3: DYADIC CLOSURE (DC) method

Input: a sequence alignment S on \mathcal{X}
Output: a semi-directed level-1 network \tilde{N} on \mathcal{X} with 2-cycles, 3-cycles and reticulation vertices in 4-cycles suppressed, or FAIL

- 1 **for** $x_i, x_j \in \mathcal{X}$ **do**
- 2 | Compute dissimilarity score h^{ij} from S ;
- 3 | $d_{ij} \leftarrow -\frac{1}{2} \log(1 - 2h^{ij})$;
- 4 $\tilde{N} \leftarrow \text{NONE}$
- 5 **for** dissimilarity score w derived from S **do** // perform a binary search
- 6 | $\mathcal{Q}_w \leftarrow \text{L1QPC}(w, d)$
- 7 | **if** $\text{DCNC}(\mathcal{Q}_w) = \text{INSUFFICIENT}$ **then**
- 8 | | increase w
- 9 | **else if** $\text{DCNC}(\mathcal{Q}_w) = \text{INCONSISTENT}$ **then**
- 10 | | decrease w
- 11 | **else if** $\text{DCNC}(\mathcal{Q}_w) = \tilde{N}_w$ for some semi-directed level-1 network \tilde{N}_w **then**
- 12 | | $\tilde{N} \leftarrow \tilde{N}_w$
- 13 | | increase w
- 14 **if** $\tilde{N} = \text{NONE}$ **then**
- 15 | **return** FAIL
- 16 **return** \tilde{N}

Our second ingredient, the L1QPC (LEVEL-1 QUARTET PROFILE CONSTRUCTION) method (see Algorithm 2), infers a set of quartet profiles from a sequence alignment on \mathcal{X} , where the quartets considered have bounded width. Intuitively, increasing the input parameter w for the L1QPC method increases the number of quartet profiles that are returned. This decreases the confidence that all inferred quartet profiles are correct, as there is a higher probability that at least one profile is incorrect. On the other hand, a small value of w increases this confidence, but forces L1QPC to return only a small set of short-width quartet profiles which might be insufficient to guarantee the inference of the dyadic closure (see Theorem 3.9).

Now, we are ready to state the main algorithm (see Algorithm 3). The DC method does a binary search over the space of parameters w to find a large enough set of quartet profiles such that the representative quartet profiles are also returned, but small enough such that the dyadic closure can be inferred correctly. The algorithm iteratively applies the previous algorithms L1QPC and DCNC, making it a polynomial-time algorithm:

Proposition 4.3. *The DC method can be implemented to run in $\mathcal{O}(n^5 \cdot \log n)$ time.*

Proof. Since the DC method performs a binary search over n^2 distances, both L1QPC and DCNC are called at most $\mathcal{O}(\log n)$ times. Clearly, L1QPC takes $\mathcal{O}(n^4)$ time, whereas DCNC can be implemented to run in $\mathcal{O}(n^5)$ time. Specifically, the implementation outlined in [14, Thm. 5] shows that the dyadic closure (using only rules R1 and R2) can be computed in $\mathcal{O}(n^5)$ time. Since our additional rules R3 and R4 are also dyadic, this time complexity remains unchanged. Furthermore, the algorithm in [16] runs in $\mathcal{O}(n^2)$ time (Proposition 2.5), proving that DCNC indeed takes $\mathcal{O}(n^5)$ time. \square

In the next section we show that the DC method works as intended. This means, we will show that there exists a set of quartet profiles \mathcal{Q}_w and a semi-directed level-1 network \tilde{N} (with 2-cycles, 3-cycles and reticulation vertices in 4-cycles suppressed) returned by Algorithm 3 such that

1. $\mathcal{Q}_R(N) \subseteq \mathcal{Q}_w$,
2. $\mathcal{Q}_w \subseteq \mathcal{Q}(N)$,
3. the L1QPC method finds \mathcal{Q}_w during the binary search with high probability.

The following technical result establishes condition (1). We will extend this construction to show that conditions (2) and (3) hold with high probability given a sufficient number of sites k in the sequence alignment \mathcal{S} on \mathcal{X} .

Lemma 4.4. *Let $N = (V, E)$ be a semi-directed level-1 network on \mathcal{X} , \mathcal{S} be a sequence alignment on \mathcal{X} and let*

$$w > \frac{1}{2} \left(1 - \min_{e \in E} \theta(e)^{\text{depth}(N) + lc(N)} \right).$$

Assume for all $x_i, x_j \in \mathcal{X}$ that if $\mathbb{P}[Y(x_i) \neq Y(x_j)] < w$ in each displayed tree of N , then $h^{ij} < w$, where h^{ij} is the dissimilarity score between the sequences in \mathcal{S} associated to x_i and x_j . Then there exists $\epsilon > 0$ such that

$$\mathcal{Q}_R(N) \subseteq \mathcal{Q}_{w-\epsilon}$$

for the set of quartet profiles $\mathcal{Q}_{w-\epsilon}$ of width at most $w - \epsilon$.

Proof. We consider quartet profiles of types (i), (ii) and (iii). First, let $x_1 x_k | y_1 y_l \in \mathcal{Q}_R(N)$ and let T be any displayed tree of N . Then, the path $e_1 e_2 \dots e_m$ connecting taxa $z_i, z_j \in \{x_1, x_k, y_1, y_l\}$ in T yields

$$\begin{aligned} \mathbb{P}[Y(z_i) \neq Y(z_j)] &= \frac{1}{2} \left(1 - \prod_{i=1}^m (1 - 2p(e_i)) \right) \leq \frac{1}{2} \left(1 - \min_{e \in E} \theta(e)^{\text{depth}(T) + lc(N)} \right) \\ &\leq \frac{1}{2} \left(1 - \min_{e \in E} \theta(e)^{\text{depth}(N) + lc(N)} \right) < w. \end{aligned}$$

We assumed that $h^{ij} < w$ for $\mathbb{P}[Y(x_i) \neq Y(x_j)] < w$. Hence, there exists $\epsilon > 0$ such that

$$x_1 x_k | y_1 y_l \in \mathcal{Q}_{w-\epsilon}.$$

Next, let $x_i x_{i+1} | x_{i+2} x_{i+3} \in \mathcal{Q}_R(N)$. Then, similar to our first case

$$\mathbb{P}[Y(z_i) \neq Y(z_j)] \leq \frac{1}{2} \left(1 - \min_{e \in E} \theta(e)^{\text{depth}(N)} \right) < w,$$

leading to the same conclusion. Finally, $(x_1 x_i x_{i+1} x_{i+2}) \in \mathcal{Q}_R(N)$ is analogous to our first case. \square

5 Performance of the DC method under the CFN model

First, we provide sufficient conditions for the L1QPC method to return the correct set of quartet profiles \mathcal{Q}_w . To this end, for a semi-directed level-1 network N under the CFN model we define a function s which maps the reticulation edges e of N to the positive real numbers by equations

$$\frac{\gamma(e)}{1-\gamma(e)} \cdot \frac{\log \min_{e' \in E} \theta(e')}{\log \max_{e' \in E} \theta(e')} + \epsilon = \begin{cases} \frac{2s(e)^2 - 7s(e)}{2s(e)^2 + s(e) - 1} & \text{if } \frac{\gamma(e)}{1-\gamma(e)} \cdot \frac{\log \min_{e' \in E} \theta(e')}{\log \max_{e' \in E} \theta(e')} < 1 \\ \frac{4s(e)^3 + 4s(e)^2 - s(e) - 1}{12s(e)^2 + 4s(e) + 1} & \text{otherwise} \end{cases} \quad (2)$$

for a sufficiently small $\epsilon > 0$ such that $s(e) > 1/2$. Observe that function s is well-defined because the left hand side of Eq. (2) is a positive real number defined by our model parameters and the right hand side either converges to 1 or diverges for increasing $s(e)$.

Lemma 5.1. *Let N be a semi-directed level-1 network on leafset $\mathcal{Y} = \{x_i, x_j, x_k, x_l\}$ with $(x_i x_j x_k x_l) \in \mathcal{Q}_R(N)$, containing a cycle of length four and displayed trees T_1 and T_2 . Let e be the reticulation edge from N present in T_1 and let d be the matrix of dissimilarity scores on \mathcal{Y} defined by a sequence alignment on \mathcal{Y} . Then, for the width w of \mathcal{Y} , the L1QPC method infers $(x_i x_j x_k x_l)$ from d if the inheritance probability $\gamma(e)$ satisfies $D = \gamma(e)D(T_1) + (1-\gamma(e))D(T_2)$ such that*

$$\max \{|d_r - D_r| : r \in \{ij, kl, ik, jl\}\} < -\frac{\gamma(e)}{4s(e)} \log \max_{e' \in E} \theta(e'), \quad (3)$$

$$\max \{|d_r - D_r| : r \in \{il, jk, ik, jl\}\} < \frac{\gamma(e) - 1}{4s(e)} \log \max_{e' \in E} \theta(e'). \quad (4)$$

Proof. Let γ and s denote the inheritance probability and function $s(e)$ for the reticulation edge e from N present in T_1 . Let $\ell_1, \ell_2, \ell_3, \ell_4$ be the edge lengths of the internal edges e_1, e_2, e_3, e_4 in N on paths from x_i to x_j , from x_j to x_k , from x_k to x_l and from x_l to x_i , respectively. Without loss of generality $e_3 \in E(T_1) \setminus E(T_2)$ and $e_4 \in E(T_2) \setminus E(T_1)$. Assume $\gamma \in (0, 1)$ such that $D = \gamma D(T_1) + (1-\gamma)D(T_2)$ and conditions (3) and (4). Then, $(x_i x_j x_k x_l) \in \mathcal{Q}_R(N)$ only if

$$\begin{aligned} D_{ik} + D_{jl} - (D_{ij} + D_{kl}) &= \gamma(\ell_1 + 2\ell_2 + \ell_3) + (1-\gamma)(2\ell_1 + \ell_2 + \ell_4) \\ &\quad - [\gamma(\ell_1 + \ell_3) + (1-\gamma)(2\ell_1 + \ell_2 + \ell_4)] \\ &= (2-\gamma)\ell_1 + (\gamma+1)\ell_2 + \gamma\ell_3 + (1-\gamma)\ell_4 \\ &\quad - [(2-\gamma)\ell_1 + (1-\gamma)\ell_2 + \gamma\ell_3 + (1-\gamma)\ell_4] = 2\gamma\ell_2, \end{aligned} \quad (5)$$

$$\begin{aligned} D_{ik} + D_{jl} - (D_{il} + D_{jk}) &= \gamma(\ell_1 + 2\ell_2 + \ell_3) + (1-\gamma)(2\ell_1 + \ell_2 + \ell_4) \\ &\quad - [\gamma(\ell_1 + 2\ell_2 + \ell_3) + (1-\gamma)(\ell_2 + \ell_4)] \\ &= (2-\gamma)\ell_1 + (\gamma+1)\ell_2 + \gamma\ell_3 + (1-\gamma)\ell_4 \\ &\quad - [\gamma\ell_1 + (\gamma+1)\ell_2 + \gamma\ell_3 + (1-\gamma)\ell_4] = 2(1-\gamma)\ell_1, \end{aligned} \quad (6)$$

$$\begin{aligned} D_{il} + D_{jk} - (D_{ij} + D_{kl}) &= \gamma(\ell_1 + 2\ell_2 + \ell_3) + (1-\gamma)(\ell_2 + \ell_4) \\ &\quad - [\gamma(\ell_1 + \ell_3) + (1-\gamma)(2\ell_1 + \ell_2 + \ell_4)] \\ &= 2\gamma\ell_2 - 2(1-\gamma)\ell_1. \end{aligned} \quad (7)$$

Without loss of generality $d_{ij} + d_{kl} \leq d_{il} + d_{jk}$. Then, our claim follows if we show that

$$\begin{aligned} d_{il} + d_{jk} - d_{ij} - d_{kl} &< d_{ik} + d_{jl} - d_{il} - d_{jk} \\ \Leftrightarrow 2(d_{il} + d_{jk}) &< d_{ik} + d_{jl} + d_{ij} + d_{kl}. \end{aligned}$$

For $f = -\frac{1}{2} \log \max_{e \in E} \theta(e) \leq -\frac{1}{2} \log(1 - 2p(e))$, $e \in E$, we get

$$\begin{aligned} d_{ij} + d_{kl} &\stackrel{(3)}{>} D_{ij} + D_{kl} - \frac{\gamma}{s} f \\ &\stackrel{(7)}{=} D_{il} + D_{jk} - 2\gamma\ell_2 + 2(1-\gamma)\ell_1 - \frac{\gamma}{s} f \\ &\stackrel{(4)}{>} d_{il} + d_{jk} + \left(2 - \frac{1}{s}\right)(1-\gamma)\ell_1 - \left(2 + \frac{1}{s}\right)\gamma\ell_2. \end{aligned}$$

Since $d_{ij} + d_{kl} \leq d_{il} + d_{jk}$, it follows

$$\left(2 - \frac{1}{s}\right)(1 - \gamma)\ell_1 < \left(2 + \frac{1}{s}\right)\gamma\ell_2. \quad (8)$$

Moreover, we have

$$\begin{aligned} d_{ik} + d_{jl} + d_{ij} + d_{kl} &\stackrel{3}{\geq} D_{ik} + D_{jl} - \frac{\gamma}{s}f + D_{ij} + D_{kl} - \frac{\gamma}{s}f \\ &\stackrel{(6),(7)}{=} D_{il} + D_{jk} + 2(1 - \gamma)\ell_1 + D_{il} + D_{jk} - 2\gamma\ell_2 + 2(1 - \gamma)\ell_1 - \frac{2\gamma}{s}f \\ &= 2\left(D_{il} + D_{jk} + 2(1 - \gamma)\ell_1 - \gamma\ell_2 - \frac{\gamma}{s}f\right) \\ &\geq 2\left(D_{il} + D_{jk} + \frac{1 - \gamma}{s}f + \left(2 - \frac{1}{s}\right)(1 - \gamma)\ell_1 - \left(1 + \frac{1}{s}\right)\gamma\ell_2\right) \\ &\stackrel{4}{\geq} 2\left(d_{il} + d_{jk} + \left(2 - \frac{1}{s}\right)(1 - \gamma)\ell_1 - \left(1 + \frac{1}{s}\right)\gamma\ell_2\right). \end{aligned}$$

Hence, it is left to show that

$$\left(2 - \frac{1}{s}\right)(1 - \gamma)\ell_1 \geq \left(1 + \frac{1}{s}\right)\gamma\ell_2 \Leftrightarrow \frac{\gamma}{1 - \gamma} \cdot \frac{\ell_2}{\ell_1} \leq \frac{2s - 1}{s + 1}. \quad (9)$$

Since inequality (8) can be rewritten as

$$\frac{\gamma}{1 - \gamma} \cdot \frac{\ell_2}{\ell_1} > \frac{2s - 1}{2s + 1} \quad \text{or} \quad \frac{1 - \gamma}{\gamma} \cdot \frac{\ell_1}{\ell_2} < \frac{2s + 1}{2s - 1},$$

we know that inequality (9) can hold only if

$$\frac{2s - 1}{s + 1} - \frac{2s - 1}{2s + 1} > 0.$$

In other words, we require $s > 1/2$. Moreover, we observe that inequality (9) holds if

$$\underbrace{\frac{\gamma}{1 - \gamma} \cdot \frac{\ell_2}{\ell_1} - \frac{1 - \gamma}{\gamma} \cdot \frac{\ell_1}{\ell_2}}_{=: L(\gamma, \ell_1, \ell_2)} \leq \underbrace{\frac{\gamma}{1 - \gamma} \cdot \frac{\ell_2}{\ell_1} - \frac{2s - 1}{2s + 1}}_{>0} + \underbrace{\frac{2s - 1}{s + 1} - \frac{2s + 1}{2s - 1}}_{=: R(s)} \quad (10)$$

$$\Leftrightarrow \frac{1}{L(\gamma, \ell_1, \ell_2)} \geq \frac{2s - 1}{2s + 1} - R(s). \quad (11)$$

Then, for $L(\gamma, \ell_1, \ell_2) < 1$, we have

$$\lim_{s \rightarrow \infty} R(s) = \lim_{s \rightarrow \infty} \frac{2s^2 - 7s}{2s^2 + s - 1} = 1 > L(\gamma, \ell_1, \ell_2),$$

implying inequality (10). Otherwise, inequality (11) follows from

$$\lim_{s \rightarrow \infty} \frac{2s - 1}{2s + 1} - R(s) = \lim_{s \rightarrow \infty} \frac{12s^2 + 4s + 1}{4s^3 + 4s^2 - s - 1} = 0 < \frac{1}{L(\gamma, \ell_1, \ell_2)}.$$

Thus, since

$$L(\gamma, \ell_1, \ell_2) \leq \frac{\gamma}{1 - \gamma} \cdot \frac{\log \min_{e \in E} \theta(e)}{\log \max_{e \in E} \theta(e)},$$

our claim follows from the definition of s . \square

Throughout this section we will make repeated use of the following Azuma-Hoeffding concentration inequalities [5]:

Lemma 5.2. *Let k be a positive integer, let S be any set and let $Y = (Y_1, \dots, Y_k)$ be independent random variables taking values in S . For some $t \in \mathbb{R}$, let $L : S^k \rightarrow \mathbb{R}$ be a function such that $|L(a) - L(b)| \leq t$ whenever a and b differ in only one coordinate. Then, for $\lambda > 0$,*

$$\mathbb{P}[L(Y) - \mathbb{E}[L(Y)] \geq \lambda] \leq \exp\left(-\frac{\lambda^2}{2t^2k}\right) \quad \text{and} \quad \mathbb{P}[L(Y) - \mathbb{E}[L(Y)] \leq -\lambda] \leq \exp\left(-\frac{\lambda^2}{2t^2k}\right).$$

To simplify the continued use of Lemma 5.2 we consider k to be the number of sites of a sequence alignment S on \mathcal{X} under the CFN model. Let $Y = (Y_1, \dots, Y_k)$ be independent random variables taking values $Y_{ij} = s_i^j$ for $s^j \in S$, $i \in \{1, \dots, k\}$ and, for all $i, j \in \{1, \dots, n\}$, define the function $L : \{0, 1\}^{n \times k} \rightarrow \mathbb{R}$ by

$$M \mapsto \frac{1}{k} d_H \left((M_{hi})_{h \in \{1, \dots, n\}}, (M_{hj})_{h \in \{1, \dots, n\}} \right),$$

i.e., $|L(M) - L(N)| \leq 1/k$ for all $M, N \in \{0, 1\}^{n \times k}$ which differ in only one coordinate. Then, we arrive at following special case of Lemma 5.2:

Corollary 5.3. For $x_i, x_j \in \mathcal{X}$, the number of sites k and $\lambda > 0$,

$$\mathbb{P}[h^{ij} - \mathbb{E}[h^{ij}] \geq \lambda] \leq \exp\left(-\frac{\lambda^2 k}{2}\right) \quad \text{and} \quad \mathbb{P}[h^{ij} - \mathbb{E}[h^{ij}] \leq -\lambda] \leq \exp\left(-\frac{\lambda^2 k}{2}\right).$$

Now, by bounding the compound changing probabilities $\mathbb{P}[Y(v_1) \neq Y(v_2)]$ (see Lemma 2.6) and fixing the inheritance probabilities $\gamma(e)$ we can derive a lower bound on the probability that the L1QPC method returns the correct quartet profile.

Proposition 5.4. Let $N = (V, E)$ be a semi-directed level-1 network and let E_{\max} be an upper bound on the compound changing probability over all paths in N between taxa $\{x_i, x_j, x_k, x_l\}$. Suppose k sites evolve under the CFN model on N and assume $N_{(x_i, x_j, x_k, x_l)}$ contains a reticulation edge e . Then, the probability that L1QPC fails to return the correct quartet profile on taxa $\{x_i, x_j, x_k, x_l\}$ for a fixed inheritance probability $\gamma(e) \in (0, 1)$ is at most

$$12 \exp\left(-\frac{k}{8} \left(1 - \max_{e' \in E} \theta(e')^{\min\{\gamma(e), 1-\gamma(e)\}/(2s(e))}\right)^2 (1 - 2E_{\max})^2\right).$$

Equivalently, L1QPC returns the correct quartet profile with probability $1 - o(1)$ if

$$\min\{\gamma(e), 1 - \gamma(e)\} \geq 2s(e) \cdot \frac{\log(1 - \sqrt{M/k})}{\log \max_{e' \in E} \theta(e')} \quad (12)$$

where M is a sufficiently large positive number increasing in E_{\max} with $k > M$.

Proof. The quartet profile $(x_i x_j x_k x_l) \in \mathcal{Q}_R(N_{(x_i, x_j, x_k, x_l)})$ is not trivial because $N_{(x_i, x_j, x_k, x_l)}$ contains a reticulation edge e . Let γ and s denote $\gamma(e)$ and $s(e)$, respectively. Then, we know from Lemma 5.1 that L1QPC returns $(x_i x_j x_k x_l)$ for $\gamma \in (0, 1)$ such that for displayed trees T_1 and T_2 of $N_{(x_i, x_j, x_k, x_l)}$ and $D = \gamma D(T_1) + (1 - \gamma) D(T_2)$,

$$\begin{aligned} \max\{|d_r - D_r| : r \in \{ij, kl, ik, jl\}\} &< -\frac{\gamma}{4s} \log \max_{e \in E} \theta(e), \\ \max\{|d_r - D_r| : r \in \{il, jk, ik, jl\}\} &< \frac{\gamma - 1}{4s} \log \max_{e \in E} \theta(e). \end{aligned}$$

Then, the probability that L1QPC fails to return the correct quartet profile on taxa $\{x_i, x_j, x_k, x_l\}$ for a fixed inheritance probability $\gamma \in (0, 1)$ and $m = \max_{e \in E} \theta(e)$ is upper bounded by

$$\begin{aligned} &\sum_{r \in \{ij, kl\}} \mathbb{P}\left[|d_r - D_r| \geq -\frac{\gamma}{4s} \log m\right] \\ &+ \sum_{r \in \{il, jk\}} \mathbb{P}\left[|d_r - D_r| \geq \frac{\gamma - 1}{4s} \log m\right] \\ &+ \sum_{r \in \{ik, jl\}} \mathbb{P}\left[|d_r - D_r| \geq -\frac{\max\{\gamma, 1 - \gamma\}}{4s} \log m\right]. \end{aligned}$$

Recall that $d_r = -\log(1 - 2h^r)/2$, $D(T_i)_r = -\log(1 - 2\mathbb{E}_i[h^r])/2$, $i \in \{1, 2\}$, where $\mathbb{E}_i[h^r]$ denotes the expectation $\mathbb{E}[h^r]$ in T_i . Then, for $r \in \{ij, kl, il, jk, ik, jl\}$,

$$\begin{aligned} |d_r - D_r| &= \frac{1}{2} |\log(1 - 2h^r) - \gamma \log(1 - 2\mathbb{E}_1[h^r]) - (1 - \gamma) \log(1 - 2\mathbb{E}_2[h^r])| \\ &= \frac{1}{2} \left| \log \frac{1 - 2h^r}{(1 - 2\mathbb{E}_1[h^r])^\gamma (1 - 2\mathbb{E}_2[h^r])^{1-\gamma}} \right|. \end{aligned}$$

Case 1: $d_r \leq D_r$. Without loss of generality $r \in \{ij, kl\}$. Then, we want to calculate

$$\mathbb{P}\left[\frac{1}{2}\log\frac{1-2h^r}{(1-2\mathbb{E}_1[h^r])^\gamma(1-2\mathbb{E}_2[h^r])^{1-\gamma}}\geq-\frac{\gamma}{4s}\log m\right] \quad (13)$$

which is equivalent to

$$\mathbb{P}\left[1-2h^r\geq(1-2\mathbb{E}_1[h^r])^\gamma(1-2\mathbb{E}_2[h^r])^{1-\gamma}m^{-\gamma/(2s)}\right]. \quad (14)$$

Let $\mathbb{E}[h^r] = \max\{\mathbb{E}_1[h^r], \mathbb{E}_2[h^r]\}$. Then, probability (14) is upper bounded by

$$\mathbb{P}\left[1-2h^r\geq(1-2\mathbb{E}[h^r])m^{-\gamma/(2s)}\right].$$

After shifting the inequality by $(2\mathbb{E}[h^r]-1)$, we arrive at

$$\mathbb{P}\left[h^r-\mathbb{E}[h^r]\leq-\frac{1}{2}(m^{-\gamma/(2s)}-1)(1-2\mathbb{E}[h^r])\right].$$

Since $m^{\gamma/(2s)} \in (0, 1)$, we can apply Corollary 5.3 to upper bound (13) by

$$\exp\left(-\frac{k}{8}(m^{-\gamma/(2s)}-1)^2(1-2\mathbb{E}[h^r])^2\right).$$

Case 2: $d_r > D_r$. Without loss of generality $r \in \{ij, kl\}$. Then, we want to calculate

$$\mathbb{P}\left[\frac{1}{2}\log\frac{(1-2\mathbb{E}_1[h^r])^\gamma(1-2\mathbb{E}_2[h^r])^{1-\gamma}}{1-2h^r}\geq-\frac{\gamma}{4s}\log m\right]. \quad (15)$$

Analogous to Case 1, for $\mathbb{E}[h^r] = \max\{\mathbb{E}_1[h^r], \mathbb{E}_2[h^r]\}$, we can upper bound (15) by

$$\mathbb{P}\left[h^r-\mathbb{E}[h^r]\geq\frac{1}{2}(m^{-\gamma/(2s)}-1)(1-2h^r)\right]. \quad (16)$$

Let $\epsilon = (1 - m^{\gamma/(2s)})/2 \in (0, 1)$.

Case 2.1: $h^r - \mathbb{E}[h^r] \leq \epsilon(1 - 2\mathbb{E}[h^r])$. Then,

$$(1-2h^r) \geq (1-2\mathbb{E}[h^r]) - 2\epsilon(1-2\mathbb{E}[h^r]) = (1-2\mathbb{E}[h^r])(1-2\epsilon).$$

Hence, (16) is upper bounded by

$$\mathbb{P}\left[h^r-\mathbb{E}[h^r]\geq\frac{1}{2}(m^{-\gamma/(2s)}-1)(1-2\epsilon)(1-2\mathbb{E}[h^r])\right].$$

Thus, Corollary 5.3 yields the following upper bounded for (15):

$$\begin{aligned} &\exp\left(-\frac{k}{8}(m^{-\gamma/(2s)}-1)^2(1-2\epsilon)^2(1-2\mathbb{E}[h^r])^2\right) \\ &= \exp\left(-\frac{k}{8}(m^{-\gamma/(2s)}-1)^2m^{\gamma/s}(1-2\mathbb{E}[h^r])^2\right). \end{aligned}$$

Case 2.2: $h^{ij} - \mathbb{E}[h^r] > \epsilon(1 - 2\mathbb{E}[h^r])$. Then, we Corollary 5.3 directly to obtain

$$\mathbb{P}\left[h^r-\mathbb{E}[h^r]\geq\epsilon(1-2\mathbb{E}[h^r])\right]\leq\exp\left(-\frac{k}{2}\epsilon^2(1-2\mathbb{E}[h^r])^2\right).$$

Hence, in total (15) is upper bounded by

$$2\exp\left(-\frac{k}{8}(1-m^{\gamma/(2s)})^2(1-2\mathbb{E}[h^r])^2\right).$$

We conclude that the probability of failure for any fixed choice of γ is upper bounded by

$$\begin{aligned}
& \sum_{r \in \{ij, kl\}} 2 \exp\left(-\frac{k}{8} (1 - m^{\gamma/(2s)})^2 (1 - 2\mathbb{E}[h^r])^2\right) \\
& + \sum_{r \in \{il, jk\}} 2 \exp\left(-\frac{k}{8} (1 - m^{(1-\gamma)/(2s)})^2 (1 - 2\mathbb{E}[h^r])^2\right) \\
& + \sum_{r \in \{il, jk\}} 2 \exp\left(-\frac{k}{8} (1 - m^{\max\{\gamma, 1-\gamma\}/(2s)})^2 (1 - 2\mathbb{E}[h^r])^2\right) \\
& \leq 12 \exp\left(-\frac{k}{8} (1 - m^{\min\{\gamma, 1-\gamma\}/(2s)})^2 (1 - 2E_{\max})^2\right).
\end{aligned}$$

If we upper bound this probability by a small $\epsilon > 0$, then we obtain bounds on γ :

$$\begin{aligned}
12 \exp\left(-\frac{k}{8} (1 - m^{\min\{\gamma, 1-\gamma\}/(2s)})^2 (1 - 2E_{\max})^2\right) & \leq \epsilon \\
\Leftrightarrow m^{\min\{\gamma, 1-\gamma\}/(2s)} & \leq 1 - \sqrt{\frac{8}{k} \ln\left(\frac{12}{\epsilon}\right) (1 - 2E_{\max})^{-2}} \\
\text{or } m^{\min\{\gamma, 1-\gamma\}/(2s)} & \geq 1 + \sqrt{\frac{8}{k} \ln\left(\frac{12}{\epsilon}\right) (1 - 2E_{\max})^{-2}}.
\end{aligned}$$

Then, for the constant $M := 8 \ln(12/\epsilon)(1 - 2E_{\max})^{-2} > 1$ and $k > M$, we use the fact that $\log m < 0$ to arrive at

$$\min\{\gamma, 1-\gamma\} \geq \frac{2s}{\log m} \log\left(1 - \sqrt{M/k}\right) \quad \text{or} \quad \min\{\gamma, 1-\gamma\} \leq \frac{2s}{\log m} \log\left(1 + \sqrt{M/k}\right) < 0.$$

Thus, our claim follows. \square

Finally, we arrive at our main result. Here, for our choice of function s at the beginning of the section, we denote s_{\max} as the maximum value in the image of s . This value increases the closer inheritance probabilities are to binary states. Hence, bounds on the inheritance probabilities yield bounds on s_{\max} , too.

Theorem 5.5. *Suppose k sites evolve under the CFN model on a phylogenetic level-1 network N . Then, the DC method returns \tilde{N} with probability $1 - o(1)$, if*

$$k > \frac{c \cdot \log n}{\left(1 - \max_{e \in E} \theta(e)^{\min\{\gamma_{\min}, 1-\gamma_{\max}\}/s_{\max}}\right)^2 \left(\min_{e \in E} \theta(e)\right)^{2(\text{depth}(N) + lc(N))}} \quad (17)$$

where c is a fixed constant, γ_{\min} and γ_{\max} are the minimum and maximum attained inheritance probability, respectively. Equivalently, the DC method returns \tilde{N} with probability $1 - o(1)$, if inequality (12) holds for all inheritance probabilities.

Proof. We show that there exists a set of quartet profiles \mathcal{Q}_w of width w such that $\mathcal{Q}_R(N) \subseteq \mathcal{Q}_w \subseteq \mathcal{Q}(N)$ and the L1QPC method returns \mathcal{Q}_w with high probability. To this end, let

$$\begin{aligned}
\tau & \in \left(0, \frac{1}{6} \min_{e \in E} \theta(e)^{\text{depth}(N) + lc(N)}\right), \\
S_\tau & = \left\{ \{x_i, x_j\} : h^{ij} < \frac{1}{2} - \tau \right\}, \\
Z_\tau & = \left\{ \{x_i, x_j, x_k, x_l\} \subseteq \mathcal{X} : h^r < \frac{1}{2} - 2\tau \ \forall r \in \{ij, ik, il, jk, jl, kl\} \right\}.
\end{aligned}$$

Observe that $\{x_i, x_j\} \in S_{2\tau}$ for $x_i, x_j \in Q$, $Q \in Z_\tau$, and

$$\begin{aligned}
& \mathbb{P}[\exists w \in \{h^{ij} : 1 \leq i, j \leq n\} : \mathcal{Q}_R(N) \subseteq \mathcal{Q}_w \subseteq \mathcal{Q}(N)] \\
& \geq \mathbb{P}[\mathcal{Q}_R(N) \subseteq Z_\tau \text{ and L1QPC returns the correct quartet profile for } Q \in Z_\tau].
\end{aligned}$$

Consider $x_i, x_j \in \mathcal{X}$.

Case 1: $\mathbb{E}[h^{ij}] \geq 1/2 - \tau$. Then, from Corollary 5.3 it follows

$$\mathbb{P}[\{x_i, x_j\} \in S_{2\tau}] = \mathbb{P}\left[h^{ij} < \frac{1}{2} - 2\tau\right] \leq \mathbb{P}[h^{ij} - \mathbb{E}[h^{ij}] \leq -\tau] \leq \exp(-\tau^2 k/2).$$

Case 2: $\mathbb{E}[h^{ij}] < 1/2 - 3\tau$. Then, from Corollary 5.3 it follows

$$\mathbb{P}[\{x_i, x_j\} \notin S_{2\tau}] = \mathbb{P}\left[h^{ij} \geq \frac{1}{2} - 2\tau\right] \leq \mathbb{P}[h^{ij} - \mathbb{E}[h^{ij}] \geq \tau] \leq \exp(-\tau^2 k/2).$$

Hence, we conclude

$$\begin{aligned} & \mathbb{P}\left[\{x_i, x_j\} \in S_{2\tau} \ \forall x_i, x_j \in \mathcal{X}, \mathbb{E}[h^{ij}] < \frac{1}{2} - 3\tau\right] + \mathbb{P}\left[\{x_i, x_j\} \notin S_{2\tau} \ \forall x_i, x_j \in \mathcal{X}, \mathbb{E}[h^{ij}] \geq \frac{1}{2} - \tau\right] \\ & \geq 1 - 2 \cdot \binom{n}{2} \exp(-\tau^2 k/2). \end{aligned} \quad (18)$$

As shorthand notation we write $\mathbb{P}[A]$ for the sum of probabilities in (18). Assume that $\{x_i, x_j\} \in S_{2\tau}$ for all $x_i, x_j \in \mathcal{X}$ with $\mathbb{E}[h^{ij}] < 1/2 - 3\tau$ in some displayed tree of N . This assumption is well founded due to bound (18) and implies

$$h^{ij}, E_{\min}^{ij} < \frac{1}{2} \left(1 - \min_{e \in E} \theta(e)^{\text{depth}(N) + lc(N)}\right) \quad \forall x_i, x_j \in \mathcal{X}.$$

Then, $\mathcal{Q}_R(N) \subseteq Z_\tau$ by Lemma 4.4. Therefore,

$$\begin{aligned} & \mathbb{P}[\mathcal{Q}_R(N) \subseteq Z_\tau \text{ and L1QPC returns the correct quartet profile for } Q \in Z_\tau] \\ & \geq \mathbb{P}[\mathcal{Q}_R(N) \subseteq Z_\tau, \text{ L1QPC returns the correct quartet profile for } Q \in Z_\tau \text{ and event } A \text{ occurs}] \\ & \geq \mathbb{P}[\text{L1QPC returns the correct quartet profile for } Q \in Z_\tau \text{ and event } A \text{ occurs}]. \end{aligned}$$

Now, let \mathcal{Q}_{\max} denote the set of quartets $Q \subseteq \mathcal{X}$ such that $\max\{E[h^{ij}] : x_i, x_j \in Q\} < 1/2 - \tau$. Without loss of generality L1QPC returns a non-trivial quartet profile $(x_i x_j x_k x_l)$ for Q . For a reticulation edge e in $N_{|\{x_i, x_j, x_k, x_l\}|}$, $(x_i x_j x_k x_l)$ is the correct quartet profile with probability at least

$$1 - 12 \exp\left(-\frac{k}{8} \left(1 - \max_{e' \in E} \theta(e')^{\min\{\gamma(e), 1-\gamma(e)\}/(2s(e))}\right)^2 \tau^2\right) \quad (19)$$

by Proposition 5.4. Otherwise, $(x_i x_j x_k x_l)$ is trivial and Theorem 8 in [14] applies which equates to setting $\gamma(e) = s(e) = 1$ in formula (19). Therefore, we can apply bound (18) to infer that $Z_r \subseteq \mathcal{Q}_{\max}$ with high probability. Hence,

$$\begin{aligned} & \mathbb{P}[\text{L1QPC returns the correct quartet profile for } Q \in Z_\tau \text{ and event } A \text{ occurs}] \\ & \geq \mathbb{P}[\text{L1QPC returns the correct quartet profile for } Q \in \mathcal{Q}_{\max} \text{ and event } A \text{ occurs}] \\ & \geq 1 - 12 \exp\left(-\frac{k}{8} \left(1 - \max_{e \in E} \theta(e)^{\min\{\gamma_{\min}, 1-\gamma_{\max}\}/s_{\max}}\right)^2 \tau^2\right) - (n^2 - n) \exp\left(-\frac{k}{2} \tau^2\right) \end{aligned}$$

where the second inequality follows from the Bonferonni inequality. Thus, there exists a constant c such that

$$\begin{aligned} & \mathbb{P}[\exists w \in \{h^{ij} : 1 \leq i, j \leq n\} : \mathcal{Q}_R(N) \subseteq \mathcal{Q}_w \subseteq \mathcal{Q}(N)] \\ & \geq 1 - n^c \exp\left(-\frac{k}{8} \left(1 - \max_{e \in E} \theta(e)^{\min\{\gamma_{\min}, 1-\gamma_{\max}\}/s_{\max}}\right)^2 \tau^2\right). \end{aligned}$$

□

Corollary 5.6. *Suppose k sites evolve under the CFN model on a phylogenetic level-1 network N with fixed inheritance probabilities. Then, for $\text{depth}(N) = \mathcal{O}(\log \log n)$, a constant upper bound on the number of edges in each cycle in N and constant bounds on the mutation probabilities, the DC method returns \tilde{N} with probability $1 - o(1)$, if $k = \text{polylog}(n)$.*

Table 1 in the introduction broadens Corollary 5.6 to further conditions to derive lower bounds on the number of sites of a sequence alignment from Theorem 5.5. Observe that the bounds on inheritance probabilities are solely defined by the bounds on mutation probabilities.

6 Discussion

In this manuscript we have provided a first analysis on the amount of genomic data required to accurately reconstruct phylogenetic networks, without a homoplasy-free restriction. While our results are based on a fairly simple model of evolution and depend on bounds on several parameters, they offer an optimistic outlook, showing that the required sequence length scales logarithmically, polynomially, or polylogarithmically with the number of taxa. In particular, these results suggest that accurate inference of evolutionary histories in the presence of reticulate events is possible in certain cases, even with a restricted amount of genomic data available. Moreover, we hope to have established a necessary bridge between convergence questions in the extensively studied context of tree inference and their mostly unstudied counterparts in network inference. This connection opens the door to rigorous analyses of broader classes of networks and more complex evolutionary models. It may also lead to new insights into the behavior and reliability of existing software tools for network reconstruction.

Although the analysis of our DC method assumes a CFN model of evolution, the method itself can be applied much more generally, relying only on a distance matrix between taxa as input. Hence, as a first step, one might extend our analysis to related models of evolution, such as the Jukes-Cantor, Kimura-2-Parameter and Kimura-3-Parameter models, or possibly models allowing for ILS (incomplete lineage sorting). Another direction could be to instead consider different types of distances that can be obtained from genomic data (see e.g. [3, 4, 38]).

Extending our results to networks more general than level-1 will require additional work on the algorithm itself. Although most of our proposed inference rules are valid for networks of any level, we have not established closure properties—a key component of our method—when going beyond level-1. In particular, we do not expect our current set of inference rules to suffice, since networks beyond level-1 are not all outer-labeled planar and some quartet profiles could contain all three possible quartet trees on four leaves, a case that is not covered by our current set of rules. A natural next step may be to first study the tree-of-blobs of a network—the tree obtained by contracting each blob to a single vertex—which could serve as a bridge to more general network classes. It must be noted that one cannot simply rely on existing theory for trees however, since a trivial quartet profile of a network is not necessarily induced by its tree-of-blobs (see also the distinction between *T-quartets* and *B-quartets* from [1]).

We end by noting that our inference rules naturally extend to semi-directed quarnets (4-leaf subnetworks). Closure properties for this case may be an interesting direction for future research (as studied for undirected quarnet inference rules in [20]).

Funding. This work was partially supported by grant OCENW.M.21.306 of the Dutch Research Council (NWO).

Competing interests. On behalf of all authors, the corresponding author states that there is no conflict of interest.

Data availability. No datasets were generated or analysed for this study. All information needed to evaluate the findings is contained within the manuscript.

References

- [1] E. S. Allman, H. Baños, J. D. Mitchell, and J. A. Rhodes. “The tree of blobs of a species network: identifiability under the coalescent”. In: *Journal of Mathematical Biology* 86.1 (2023), p. 10.
- [2] E. S. Allman, H. Baños, J. D. Mitchell, and J. A. Rhodes. “TINNik: inference of the tree of blobs of a species network under the coalescent model”. In: *Algorithms for Molecular Biology* 19.1 (2024), p. 23. <https://doi.org/10.1186/s13015-024-00266-2>.
- [3] E. S. Allman, H. Baños, and J. A. Rhodes. “NANUQ: a method for inferring species networks from gene trees under the coalescent model”. In: *Algorithms for Molecular Biology* 14.1 (2019), p. 24.
- [4] E. S. Allman, H. Baños, J. A. Rhodes, and K. Wicke. “NANUQ⁺: A divide-and-conquer approach to network estimation”. In: *Algorithms for Molecular Biology* 20.1 (2025), p. 14.
- [5] N. Alon and J. H. Spencer. *The Probabilistic Method*. John Wiley & Sons, New York, 1992.
- [6] H.-J. Bandelt and A. Dress. “Reconstructing the shape of a tree from observed dissimilarity data”. In: *Advances in Applied Mathematics* 7.3 (1986), pp. 309–343.
- [7] H. Baños. “Identifying species network features from gene tree quartets under the coalescent model”. In: *Bulletin of Mathematical Biology* 81 (2019), pp. 494–534.

- [8] E. Baptiste, L. van Iersel, A. Janke, S. Kelchner, S. Kelk, J. O. McInerney, D. A. Morrison, L. Nakhleh, M. Steel, L. Stougie, et al. “Networks: expanding evolutionary thinking”. In: *Trends in Genetics* 29.8 (2013), pp. 439–441.
- [9] P. Buneman. “A note on the metric properties of trees”. In: *J. Combin. Theory Ser. B* 17.1 (1974), pp. 48–50.
- [10] H. Colonius and H.-H. Schulze. “Tree structures for proximity data”. In: *British Journal of Mathematical and Statistical Psychology* 34.2 (1981), pp. 167–180.
- [11] M. Cryan, L. A. Goldberg, and P. W. Goldberg. “Evolutionary trees can be learned in polynomial time in the two-state general Markov model”. In: *SIAM Journal on Computing* 31.2 (2001), pp. 375–397.
- [12] M. Csűrös and M.-Y. Kao. “Recovering evolutionary trees through harmonic greedy triplets”. In: *Proceedings of the Tenth Annual ACM-SIAM Symposium on Discrete Algorithms, Baltimore, Md.* 1999, pp. 17–19.
- [13] A. K. Englander, M. Frohn, E. Gross, N. Holtgreffe, L. van Iersel, M. Jones, and S. Sullivan. “Identifiability of Phylogenetic Level-2 Networks under the Jukes-Cantor Model”. In: *bioRxiv* (2025), pp. 2025–04.
- [14] P. L. Erdős, M. A. Steel, L. A. Székely, and T. J. Warnow. “A few logs suffice to build (almost) all trees (I)”. In: *Random Structures & Algorithms* 14.2 (1999), pp. 153–184.
- [15] P. L. Erdős, M. A. Steel, L. A. Székely, and T. J. Warnow. “A few logs suffice to build (almost) all trees: Part II”. In: *Theoretical Computer Science* 221.1-2 (1999), pp. 77–118.
- [16] M. Frohn, N. Holtgreffe, L. van Iersel, M. Jones, and S. Kelk. “Reconstructing semi-directed level-1 networks using few quartets”. In: *Journal of Computer and System Sciences* 152 (2025), p. 103655.
- [17] E. Gross and C. Long. “Distinguishing phylogenetic networks”. In: *SIAM Journal on Applied Algebra and Geometry* 2.1 (2018), pp. 72–93.
- [18] M. Hill and S. Roch. “Lower Bounds on the Sample Complexity of Species Tree Estimation when Substitution Rates Vary Across Loci”. In: *Bulletin of Mathematical Biology* 87.152 (2025).
- [19] N. Holtgreffe, K. T. Huber, L. van Iersel, M. Jones, S. Martin, and V. Moulton. “Squirrel: Reconstructing semi-directed phylogenetic level-1 networks from four-leaved networks or sequence alignments”. In: *Molecular Biology and Evolution* 42.4 (2025), msaf067. <https://doi.org/10.1093/molbev/msaf067>.
- [20] K. T. Huber, V. Moulton, C. Semple, and T. Wu. “Quarnet inference rules for level-1 networks”. In: *Bulletin of Mathematical Biology* 80 (2018), pp. 2137–2153.
- [21] D. H. Huson, S. M. Nettles, and T. J. Warnow. “Disk-covering, a fast-converging method for phylogenetic tree reconstruction”. In: *Journal of Computational Biology* 6.3-4 (1999), pp. 369–386.
- [22] J. Keijsper and R. Pendavingh. “Reconstructing a phylogenetic level-1 network from quartets”. In: *Bulletin of Mathematical Biology* 76.10 (2014), pp. 2517–2541.
- [23] V. King, L. Zhang, and Y. Zhou. “On the complexity of distance-based evolutionary tree”. In: *Proceedings of the fourteenth annual ACM-SIAM symposium on Discrete algorithms.* 2003, p. 444.
- [24] S. Kong, J. C. Pons, L. Kubatko, and K. Wicke. “Classes of explicit phylogenetic networks and their biological and mathematical significance”. In: *Journal of Mathematical Biology* 84.6 (2022), p. 47.
- [25] S. Kong, D. L. Swofford, and L. S. Kubatko. “Inference of phylogenetic networks from sequence data using composite likelihood”. In: *Systematic Biology* 74.1 (2025), pp. 53–69.
- [26] J. A. Lake. “Reconstructing evolutionary trees from DNA and protein sequences: parilinear distances.” In: *Proceedings of the National Academy of Sciences* 91.4 (1994), pp. 1455–1459.
- [27] S. Martin, N. Holtgreffe, V. Moulton, and R. M. Leggett. “Algebraic invariants for inferring 4-leaf semi-directed phylogenetic networks”. In: *Systematic Biology* (2025), syaf071.
- [28] E. Mossel. “On the impossibility of reconstructing ancestral data and phylogenies”. In: *Journal of Computational Biology* 10.5 (2003), pp. 669–676.
- [29] E. Mossel. “Phase transitions in phylogeny”. In: *Transactions of the American Mathematical Society* 356.6 (2004), pp. 2379–2404.
- [30] J. Neyman. “Molecular studies of evolution: a source of novel statistical problems”. In: *Statistical decision theory and related topics.* Elsevier, 1971, pp. 1–27.
- [31] J. S. Pereira. “A note on the tree realizability of a distance matrix”. In: *Journal of Combinatorial Theory* 6.3 (1969), pp. 303–310.
- [32] J. A. Rhodes, H. Baños, J. Xu, and C. Ané. “Identifying circular orders for blobs in phylogenetic networks”. In: *Advances in Applied Mathematics* 163 (2025), p. 102804.
- [33] C. Semple and M. Steel. *Phylogenetics*. Vol. 24. Oxford University Press on Demand, 2003.
- [34] C. Solís-Lemus and C. Ané. “Inferring phylogenetic networks with maximum pseudolikelihood under incomplete lineage sorting”. In: *PLoS genetics* 12.3 (2016), e1005896. <https://doi.org/10.1371/journal.pgen.1005896>.
- [35] M. Steel. “Recovering a tree from the leaf colourations it generates under a Markov model”. In: *Applied Mathematics Letters* 7.2 (1994), pp. 19–23.
- [36] T. Warnow, B. M. Moret, and K. St. John. “Absolute convergence: true trees from short sequences”. In: *Symposium on Discrete Algorithms: Proceedings of the twelfth annual ACM-SIAM symposium on Discrete algorithms*. Vol. 7. 09. 2001, pp. 186–195.
- [37] T. Warnow, Y. Tabatabaee, and S. N. Evans. “Advances in estimating level-1 phylogenetic networks from unrooted SNPs”. In: *Journal of Computational Biology* 32.1 (2025), pp. 3–27.
- [38] J. Xu and C. Ané. “Identifiability of local and global features of phylogenetic networks from average distances”. In: *Journal of Mathematical Biology* 86.1 (2023), p. 12.

- [39] Q. R. Zhang, S. Rao, and T. Warnow. “New absolute fast converging phylogeny estimation methods with improved scalability and accuracy”. In: *18th International Workshop on Algorithms in Bioinformatics (WABI 2018)*. Schloss Dagstuhl–Leibniz-Zentrum für Informatik. 2018, pp. 8–1.