

The Parkes Observatory Pulsar Data Archive

Toomey, L. J.¹, Hobbs, G.¹, Dempsey, J.^{2,4}, Majewski, S.³, Dai, S.¹, Reynolds, J. E.¹

¹CSIRO Space & Astronomy, P.O. Box 76, Epping, NSW 1710, Australia

²CSIRO Information Management & Technology (IM&T), PO Box 225, Dickson ACT 2602, Australia

³CSIRO Information Management & Technology (IM&T), Hobart TAS 7000, Australia

⁴Research School of Astronomy and Astrophysics, The Australian National University, Canberra, ACT 2611, Australia

Abstract

Data from observations of pulsars made by Murriyang, the CSIRO Parkes 64-metre radio-telescope over the last three decades are more accessible than ever before, largely due to their storage in expansive long-term archives. Containing nearly 2 million files from more than 400 Parkes pulsar projects, CSIRO's Data Access Portal is leading the global effort in making pulsar data accessible. In this article, we present the current status of the archive, and provide information about the acquisition, analysis, reduction, visualisation, preservation and dissemination of these data sets. We highlight the importance of such an archive, and present a selection of new results emanating from archival data.

Keywords: Parkes, pulsars, data, Data Access Portal, archive

1 INTRODUCTION

Observations of pulsars spanning from the 1990's to the present day by Murriyang¹, the CSIRO Parkes 64-metre radio-telescope, are archived for long-term storage in the CSIRO's Data Access Portal² (DAP), located in Canberra, Australia, and managed by CSIRO's Information Management and Technology (IM&T) service. The archive is a historical record of snapshots of the sky as observed by Murriyang at frequencies in the radio band ranging from 0.4 to 24GHz, over a time span of 34 years.

At the time of writing, over 4.5 Petabytes of data from 450 unique Parkes pulsar-specific observation proposals (known as project identifiers, hereafter 'PIDs') are publicly available for immediate download (Table 1). Pulsar data ingested into DAP continues to grow at a steady rate (Figure 1), as Murriyang regularly enjoys upgrades of cutting-edge receiver technology.

So why collect pulsar data and what makes Murriyang so important as an instrument? While pulsars are of considerable astrophysical interest in their own right, they are also important astrophysical tools — searched for and subsequently monitored — and observations have been used to understand many aspects of the known

universe, for example stellar evolution (Cameron et al. 2023), solar system dynamics (Caballero et al. 2018), theories of gravity in strong field regimes (Kramer et al. 2006) and detection of a stochastic background of gravitational waves from pulsar timing experiments (Reardon et al. 2023).

For decades, the role of Murriyang in the discovery of new pulsars and the continuous stream of scientific results originating from pulsar observations has been remarkable. Murriyang has discovered 1235 out of the total number of 3748 known pulsars in the ATNF Pulsar Catalogue v2.6.3³. Some of the highlights include the discovery of the only known double pulsar (Burgay et al. 2003), and the so-called 'diamond planet' (Bailes et al. 2011). Importantly for the purpose of this paper, archival data have also lead to a number of unexpected results — for example the discovery of 'Rotating Radio Transients' (RRATS, McLaughlin et al. 2006) was made during re-processing of the Parkes Multibeam Pulsar Survey (PMPS, P268, Manchester et al. 2001), and the first unusually strong short-lived radio burst (a new class of object later dubbed 'Fast Radio Bursts', FRBs) was discovered during re-processing of a survey of the Small Magellanic Cloud (Lorimer et al. 2007; Manchester et al. 2006).

Observations have also been carried out to study transient objects in the radio sky such as flare stars

¹In the Wiradjuri Dreaming, Biyaami (Baiaame) is a prominent creator spirit and is represented in the sky by the stars which also portray the Orion constellation. Murriyang represents the 'Skyworld' where Biyaami lives.

²<https://data.csiro.au>

³<https://www.atnf.csiro.au/research/pulsar/psrcat/>

Table 1 CSIRO’s Data Access Portal - an overview of the data in the archive available for download at the time of writing.

Total number of Parkes project identifiers (PIDs)	450
Total number of published pulsar collections	7014
Range of observation dates	1991–2025
Total data volume archived (Terabytes, TB)	4624
Total number of published files	1796931

(Zic et al. 2023), and Long-Period Transients (LPTs, Hurley-Walker et al. 2023). Spectral line and continuum observations are also supported - data from these observations are archived in the Australia Telescope Online Archive (ATOA⁴) and eventually migrated to the CSIRO ASKAP Science Data Archive (CASDA⁵). A recent addition to the suite of supported observing modes is the phase-resolved spectra mode, using the periodic on-off of known pulsars to study the emission and absorption spectra along the line of sight (Liu et al. 2025). Murriyang is also part of the Long Baseline Array network, supporting Very Long Baseline Interferometry (VLBI) observations including measurements of pulsar distances by parallax, e.g. Dodson et al. 2003. Occasionally Murriyang is also used for confirmation and follow-up of point sources of interest, for example Wang et al. 2025, an LPT discovered recently in data from the ASKAP radio telescope (Hotan et al. 2021).

Archived data are from proposals ranging from targeted observations, for example of the globular cluster 47 Tucanae (PID P1006, Zhang et al. 2019) to long-term monitoring programs like the Parkes Pulsar Timing Array (P456, Manchester et al. 2013), and Young Pulsar Timing (P574, Weltevrede and Johnston 2008), to large sky surveys such as the PMPS and SUPERB - A Survey for Pulsars & Extragalactic Radio Bursts (P858, Keane et al. 2018). The DAP also contains data sets that relate to a particular publication, software package or data release.

Data in the DAP are embargoed for a period of 18 months before being released for public use in ‘collections’ grouped by observation semester (nominally with two semesters annually). Embargoed data are only accessible to Principal Investigators (PIs) and contributors to a proposal. All collections are labeled with a unique Digital Object Identifier⁶ (DOI) that is persistent with the life of the collection, thereby providing a mechanism to couple scientific research with good provenance.

The importance of such an archive cannot be underestimated, and it continues to yield new results when the data are run through new algorithms — here are just a few examples. Reprocessing of the Parkes Multibeam sur-

vey with a GPU-accelerated processing pipeline recently yielded 37 new pulsars (Sengar et al. 2023). Artificial Intelligence and Machine Learning tools are also playing a more significant role in candidate and/or anomaly detection (Yang et al. 2025). Recently a search of archival data was conducted to question the repeating nature of some transient events (Zhang and Yang 2024), and in another example, the authors mined archival observations of Open Clusters for potential candidate pulsars (Zhang et al. 2025). 16 years after the discovery of the first FRB, an additional one was found in the same data-set (Zhang et al. 2019).

This paper is intended as a follow up to Hobbs et al. 2011, bringing users up to date with major developments in the archive since 2011, and describing how the archive plays an important role as we follow the data on a journey from the telescope to the end user, with steps in place to ensure that data quality remains at a high standard throughout.

In Section 2 we describe aspects of data acquisition, including the importance of pulsar data for the field of radio astronomy, observation types, data formats and archive provision. Section 3 focuses on data preservation, including archive structure and scope of available data products. Aspects of data dissemination are described in Section 4, and in Section 5 we introduce the PFITS software package and briefly discuss data reduction methods and visualisation. In Section 6 we discuss the challenges and future requirements for pulsar data archiving in the era of accelerated data volume acquisition, and leveraging Cloud platforms for processing of DAP data.

2 DATA ACQUISITION

The pulsar data products from Murriyang can be thought of as a snapshot of the sky at a particular time and radio frequency, and are generally either termed ‘fold-mode’, ‘search-mode’, or ‘calibration-mode’, depending on the observation type. These data products are described in paper I (Hobbs et al. 2011), but introduced briefly here.

Fold-mode observations are from a pointing of a known pulsar, where the data are ‘folded’ or stacked at the known rotation period of the pulsar, to form an integrated pulse profile that is averaged over a time period

⁴<https://atoa.atnf.csiro.au>

⁵<https://data.csiro.au/domain/casda>

⁶<https://www.doi.org/>

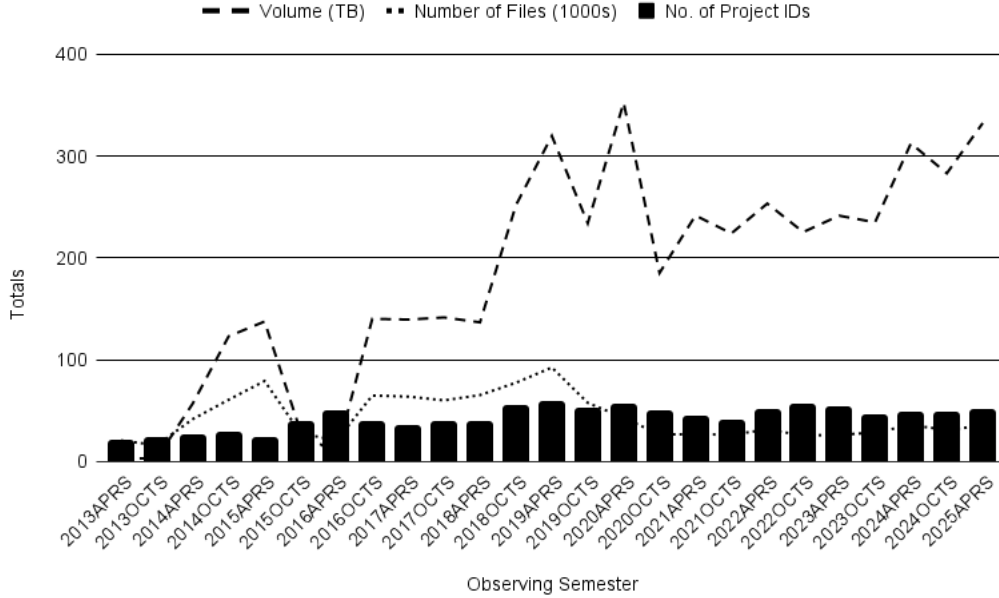


Figure 1. Murriyang pulsar data published in CSIRO’s Data Access Portal, by observing semester.

longer than the pulsar’s spin period — in the DAP, files of this type have the extension ‘.rf’.

Prior to 2018, these fold-mode files were also averaged over all frequency channels, all polarisations and integrations, to create a separate sub-set of files⁷ — an accompanying preview image of the integrated pulse profile is also available allowing the user to make a judgment on observation quality.

Search-mode observations comprise a multi-channel stream of data with time (a ‘time series’) for the purpose of searching a particular sky location for radio signals, periodic or otherwise. Files of this type have the extension ‘.sf’. These observations make up 93% of the total archive volume.

Two types of calibration-mode observations are used for pulsar observations taken with the current receiver suite. The first type is of a waveform injected into the signal path (Hobbs et al. 2020), and the second is from observations of a reference radio source with a known stable flux density, notably Hydra A or more recently PKS B1934-638. The injected signal is used to calibrate the polarisation information of the astronomical data, and generally taken before (and sometimes after) a pulsar observation. The reference radio source provides a means of calibrating the flux density of an observation. The calibration-mode files have the extension ‘.cf’.

⁷An exception to this applies to data from the PULSE@Parkes outreach project (P595, <https://research.csiro.au/pulseatparkes>), where the frequency resolution was averaged to 8 channels

2.1 Archival data products

The accepted data format for pulsar data in the DAP is ‘PSRFITS’ (Hotan et al. 2004), although archiving of other research data and/or software is also supported. PSRFITS is a flexible and extensible format based on the Flexible Image Transport System (FITS, Pence et al. 2010) specifically for pulsar data, adhering to the current version of the definition⁸.

At the completion of a particular pulsar observation, the data are transferred to a staging server where they are checked for integrity, converted to the required format if required, and sorted into collections by PID and observation semester. Finally metadata and checksums are captured, and the collections are placed in the DAP upload queue. Once in the DAP staging area, checks to verify both integrity and metadata are applied, and if successful, the data then progress through to final publication where they become accessible via the DAP’s web-based portal.

PSRFITS format was not always supported by instrumentation at Murriyang. For example the BPSR/HIPSR (Price et al. 2016) pulsar and spectral line data acquisition system (or ‘backend’) produced search-mode files but in the native filterbank⁹ format. Collating and conversion of early archival data is an ongoing process — data from the digital backends such as the Analogue Filterbank (Manchester et al. 2001) and BPSR continue to be converted to PSRFITS format on a dedicated virtual

⁸https://www.atnf.csiro.au/research/pulsar/psrfits_definition/psrfits.html

⁹<https://sigproc.sourceforge.net>

compute host in CSIRO’s Bowen Research Cloud (BRC) prior to being published on DAP.

3 DATA PRESERVATION

To ensure preservation of our pulsar data products and to encourage future reuse, every file undergoes strict confirmation that they adhere to the PSRFITS definition, including check-summing and metadata completeness prior to archiving.

3.1 Accepted file formats

A PSRFITS format file consists of a primary Header Data Unit (HDU) containing observation metadata, followed by a series of binary extension HDUs, storing metadata and history specific to an observation, and the associated data products.

These files are readable by open-source software packages for pulsar data analysis such as PSRCHIVE (Hotan et al. 2004), PRESTO (Ransom 2011), the PFITS package (described in Section 5), and FITS file viewers such as NASA HEASARC Fv¹⁰.

The pulsar astronomy community generally sees the benefit of storing data in a format that allows for metadata updates and the ability to add entirely new HDUs if required. However, FITS cannot store data streams from receivers with multiple beams such as the recently commissioned Cryogenically-cooled 72-beam Phased Array Feed (CryoPAF) on Murriyang, and is not suited for appending large data-sets. We are currently trialling Spectral-Domain Hierarchical Data Format (SDHDF, Toomey et al. 2024) as a replacement file format.

3.2 Data provenance

The history of the origin, processing, and methodologies associated with a particular data-set encompass the provenance. For pulsar data products from Murriyang, the file metadata and DAP policies provide a high-level of provenance in a number of ways:

- Comprehensive metadata capture in the PSRFITS headers, for example key dates, astronomical source information, receiver and digital acquisition system information.
- Use of a system of Digital Object Identifiers (DOIs) and persistent links to collections, an assurance is given to an author of a particular publication that a DAP collection of associated data (or for software, a specific version) will be accessible for the life of the archive.
- The transfer of large volumes of data over a network can occasionally lead to data loss — this can be

problematic if a user wishes to reproduce a set of published results — the DAP ensures that checksums of individual files are stored in the metadata, thus providing the user the assurance that the data product is identical to when it was first archived.

- DAP provides the citation text for each collection — this ensures that data are correctly cited in peer-reviewed publications.

Data provenance is crucial in order to reproduce scientific results — in 2017, we attempted to re-create reprocessing of fold-mode pulsar data on virtual machines across multiple operating system environments¹¹. The team found that by using containerised operating systems, and the DOIs provided by the DAP, they were able to fully reproduce the software and data environments and to reproduce the data perfectly. (They were only able to partially reproduce analysis results, but this was due to a random seed built in to the processing software.)

3.3 DAP collection types

The DAP groups data products in ‘collections’. The types of collections are grouped broadly as ‘standard pulsar’ and ‘other pulsar-related’ — the latter can be research data and/or software.

3.3.1 ‘Standard’ pulsar collections

Each observing semester, astronomers can submit a proposal for observing time with ATNF’s telescopes through the ATNF OPAL¹² system — these include Non A-priori Assignable (NAPA) proposals that may over-ride allocated observing for rapid follow-up of a transient source for example. The proposals are judged on scientific merit and observing time is allocated accordingly — these are referred to as ‘standard’ pulsar collections and contain data from fold-, search-, or calibration-mode observations in PSRFITS format. These collections are bundled by semester, for example a P456 observation in April 2024 can be found in the 2024APR semester (2024APRS spans the 6 months from April 1st to September 30th 2024). A P456 observation in January 2025 will be bundled in the 2024OCT semester (2024OCTS spans from October 1st 2024 to March 31st 2025). The metadata for these ‘standard’ collections (proposal team details, descriptions, embargoes and license) are generated automatically from the proposal in the OPAL system.

Observation time can be granted at short notice and without an OPAL proposal through applying for Director’s Discretionary Time or Target of Opportunity (ToO) time. An example of this might be a follow-up of a new source — in this case the Project ID assigned is prefixed with a ‘PX’, and prior to 2025, were collated in

¹⁰<https://heasarc.gsfc.nasa.gov/docs/software/fvtools/fv/>

¹¹<https://doi.org/10.4225/08/56B4094AA4D01>

¹²<https://opal.atnf.csiro.au>

DAP collections with the title ‘PUNDEF’, for projects that are undefined in the OPAL system. There are three Project IDs that were exceptions to this rule however — PX500 and PX501 were assigned to projects that had purchased telescope time, and PX600 was assigned to observations from the Breakthrough Listen¹³ initiative.

3.3.2 ‘Other’ pulsar-related collections

The DAP also archives pulsar-related data-sets that are not necessarily observation data and do not fit into the ‘standard’ type classified above. These collections may be data or software products related to a specific publication or project. Some examples of these are:

- The Parkes Pulsar Timing Array (PPTA) published their first, second and third data releases for general use.
- Johnson & Kerr et al. 2017 (Johnston and Kerr 2017a) published their polarimetry dataset, referenced from their publication by the DOI.
- Software releases for the ATNF Pulsar Catalogue are published on a regular basis.

These and ‘other’ pulsar-related collections and the publications they are referenced in, including their persistent DOIs are shown in Table 2.

3.4 Embargo overview

Each PID has a PI and often multiple contributors. The embargoed files from a particular collection are accessible for the PI and contributors with approved credentials. Once the specified embargo period has lapsed, the files then become publicly accessible and available for download.

The proprietary period of a particular collection can be extended or removed if required. One example of this is the PULSE@Parkes project (P595, Hobbs et al. 2009) — an outreach program designed to involve high school students from around the world in real-time observations and pulsar data processing using Murriyang — data from which are made publicly available immediately after the observations. Projects with paid time on the telescope may choose to extend the embargo beyond the proprietary period.

3.5 Scope of available collections

In this subsection, we present an overview of the available published collections in the DAP at the time of writing, including the scope of data by receiver and digital backend, sources and sky coverage. We also present a list of collections containing discoveries that provided breakthroughs in our understanding of pulsar classification and astrophysics.

3.5.1 Scope of available receiver and data acquisition instrumentation

The ability of Murriyang to continue to provide cutting-edge science in the field of radio astronomy is in part due to regular updates and replacements of the receivers and the digital acquisition systems. Recent additions are the Ultra-wide Bandwidth Low (UWL) receiver providing simultaneous bandwidth from 0.7 to 4 GHz (Hobbs et al. 2020), and the CryoPAF, both developed in-house by the ATNF receiver group (paper in prep.).

Table 3 is a comprehensive list of Murriyang’s receiver fleet to date. This single historic record of the instrumentation since the early 1980’s is included here to provide context for the reader — not all receivers observed pulsars, and for those that did, not all have data that are accounted for. We are always on the lookout to publish historic archival data in the DAP — by providing this comprehensive list, we hope that these missing data come to light. The AT Multi-Band receiver (see <https://www.atnf.csiro.au/observers/memos/d95b8a~1.pdf> and the Fourth Annual Report of the Australia Telescope Project (CSIRO, Oct. 1987, p.9, Appendix B)^a) was a five-feed receiver package — the S/X-band¹ was a special concentric dual-band feed allowing S and X bands to be observed simultaneously, mostly for astrometric VLBI. The Methanol² (also known as the ‘Old Meth’), SETI³, K/KU-band⁴, Galileo⁵, 10-50⁶ and 13MM⁷ (see <http://hdl.handle.net/102.100.100/109880?index=1>) receivers were all dual-feed packages. In 2000, the Methanol² ‘FRONTEND’ parameter key was changed from ‘METHANOL’ to ‘METH6’ and ‘METH12’ to reflect the two independent feeds of the receiver. The 50 cm frequency band of the 10-50 receiver was shifted upwards during its time on the telescope in order to avoid phone and Digital TV interference — from 2003 to July 2009, the range was 680 +/- 32 MHz, then 685 +/- 32 MHz, before finally settling on 700 to 764 MHz. Confusion about the polarisation of the 13MM dual-band receiver⁷ is evident in the data — the ‘13MM’ parameter key was used for both feeds, causing uncertainty about whether the polarisation parameters were set correctly. From historical records, we have ascertained that the narrow-band receiver was used predominantly for VLBI and that all are circular if 21GHz < frequency < 23GHz. Our records also show that data prior to 21/11/2013 were marked as linear, but after were marked as circular, regardless of which feed was actually used.

In some cases, data were recorded with parameter values that did not follow the traditional naming scheme — for completeness these additional parameters found in the headers of data from some receivers are listed in Table 4.

¹³<https://seti.berkeley.edu/listen/>

Table 2 A selection of ‘Other’ pulsar-related collections grouped by subject matter, their collection DOI, and where they are referenced.

Collection Title	Collection DOI
Pulsar Timing	
The Parkes Pulsar Timing Array (PPTA) Data Release 1	http://doi.org/10.4225/08/534CC21379C12 (Manchester et al. 2013)
The 23 year PSR B1259-63 dataset	https://doi.org/10.4225/08/5318FF909B6DD (Shannon et al. 2013)
PPTA pulsar data set from Reardon et al. (2015)	http://doi.org/10.4225/08/561EFD72D0409 (Reardon et al. 2015)
Madison et al. data set for gravitational wave search	https://doi.org/10.4225/08/560A00E2036F6 (Madison et al. 2015)
PPTA pulse profiles	http://doi.org/10.4225/08/54F3990BDF3F1 (Dai et al. 2015)
The Parkes pulsar calibration data release	http://doi.org/10.4225/08/58363e853a58b
Pulsar Polarimetry at 1.4 GHz from Johnston and Kerr (2017)	http://doi.org/10.4225/08/59952c840ae35 (Johnston and Kerr 2017b)
Comparison of pulsar positions from timing and very long baseline astrometry	http://doi.org/10.4225/08/58a0e1593c5be (Wang et al. 2017)
Data set for Parkes Pulsar Timing Array constraints on ultra-light scalar field dark matter	https://doi.org/10.25919/5bc67e4b7ddf2 (Porayko et al. 2018)
Data set for modelling scintillation of PSR J1141-6545	https://doi.org/10.4225/08/5afe339d597f9 (Reardon et al. 2019)
Data files relating to "A pulsar-based timescale from the international pulsar timing array"	https://doi.org/10.25919/5c354f2623ac5 (Hobbs et al. 2019)
Parkes Pulsar Timing Array Data Release 2	https://doi.org/10.25919/5db90a8bdeb59 (Kerr et al. 2020)
Timing analysis of the PPTA data release 2	https://doi.org/10.25919/cx59-a798 (Reardon et al. 2021)
Evaluating the prevalence of spurious correlations in simulated pulsar timing array datasets	https://doi.org/10.25919/3yj4-rx31 (Zic et al. 2022)
Parkes Pulsar Timing Array Third Data Release (part 1 of 2)	https://doi.org/10.25919/j4xr-wp05 (Zic et al. 2023)
Parkes Pulsar Timing Array Third Data Release (part 2 of 2)	https://doi.org/10.25919/axvw-qa43 (Zic et al. 2023)
Parkes Pulsar Timing Array data sets for PSR J0437-4715	https://doi.org/10.25919/20rx-5f63 (Reardon et al. 2024)
Pulsar and Interstellar Medium properties	
Dynamic spectra for PSR J0437-4715	https://doi.org/10.25919/5f3cd2bc1c213 (Reardon et al. 2020)
Data files from the Parkes UWL receiver system for PSR J1803-3002A in NGC 6522	https://doi.org/10.25919/5f45d801827d6 (Zhang et al. 2020)
Flux density variability of 286 radio pulsars from a decade of monitoring	https://doi.org/10.25919/14zq-a803 (Kumamoto et al. 2021)
A polarization census of bright pulsars using the Ultra-Wideband Receiver on the Parkes radio telescope	https://doi.org/10.25919/gptm-d012 (Sobey et al. 2021)
Dynamic Spectra for PSR J1603-7202	https://doi.org/10.25919/82f5-mh79 (Walker et al. 2022)
Single pulse and FRB properties	
Parkes observations of fast radio bursts FRB 171209, FRB 180309, FRB 180311 and FRB 180714	https://doi.org/10.25919/5cb0344970ef3 (Osłowski et al. 2019)
Database of Single pulses from the Parkes telescope	https://doi.org/10.25919/5e33a52c18a17 (Zhang et al. 2020)
Simulations	
SPARKESX: Single-dish PARKES data sets for finding the unexpected - Part 1	https://doi.org/10.25919/fd4f-0g20 (Yong et al. 2022)
SPARKESX: Single-dish PARKES data sets for finding the unexpected - Part 2	https://doi.org/10.25919/sqa9-rp38 (Yong et al. 2022)
SPARKESX: Single-dish PARKES data sets for finding the unexpected - Part 3	https://doi.org/10.25919/4g8p-gd74 (Yong et al. 2022)
Miscellaneous	
Interesting pulsar data used in the Amazon Cloud Prototype	https://doi.org/10.4225/08/56B4094AA4D01
Vela pulsar data with the Parkes testbed facility	https://doi.org/10.4225/08/59183e949e033 (Sarkissian et al. 2017)
PSRCAT v2: The ATNF Pulsar Catalogue	https://doi.org/10.25919/tebw-ds72 (Hobbs et al. in prep.)

Table 3 *Murriyang’s receiver fleet since the early 1980’s — used for both pulsar and non-pulsar observations. The ‘FRONTEND’ field refers to the value of the ‘FRONTEND’ parameter key in a PSRFITS file primary HDU (note, keys marked with ¹ indicate that there are no PSRFITS files found in the DAP). The ‘Polarisation’ field indicates the number and type of polarisation of the feed, linear (LIN) or circular (CIRC). Acronyms are as follows: Australia Telescope (AT), National Radio Astronomy Observatory (NRAO), Search for Extraterrestrial Intelligence (SETI), Dominion Radio Astrophysical Observatory (DRAO), Global Magneto-Ionic Medium Survey (GMIMS), Max Planck Institute (MPI). The contents of this table was created from Parkes schedule archives and an online receiver database^b (from 1998 on-wards), and otherwise referenced in line where known.*

Name	FRONTEND	Frequency range (GHz)	No. of pixels	Polarisation (No., type)	Operational	Reference
K-band maser receiver	K-BAND ¹	22–24	1	2, CIRC	1982–1994	ATNF Annual Report 1994
843MHz disc feed	843MHZ ¹	0.841–0.845	1	2, LIN	1986–1991	Griffith and Wright 1993
Broad-band H-OH receiver	H-OH	1.2–1.8	1	2, LIN/CIRC	1993–2016	ATNF Annual Report 1993
Q-band maser receiver	Q-band ¹	42.4–43.5	1	1, LIN	1986–1995	Hall et al. 1987
AT Multi-Band receiver (L-band)	L-BAND ¹	1.3–1.8	1	2, LIN	1985–1997	^a
AT Multi-Band receiver (S-band)	S-BAND ¹	2–2.5	1	2, LIN	1985–2003	^a
AT Multi-Band receiver (C-band)	C-BAND	4.5–5	1	2, LIN/CIRC	1985–2020	^a
AT Multi-Band receiver (X-band)	X-BAND ¹	7.9–9.3	1	2, LIN/CIRC	1985–2012	^a
AT Multi-Band receiver (S/X-band) ¹	S-band ¹	2–2.5	1	2, CIRC	1985–2018	^a
AT Multi-Band receiver (S/X-band) ¹	X-band ¹	7.9–9.3	1	2, CIRC	1985–2018	^a
Methanol dual-band receiver ²	METH12 ¹	12–12.8	1	2, LIN	1989–2002	ATNF Annual Report 1992 (p.26)
NRAO 7-beam Multibeam receiver	NRAO ¹	4.55–5.15	7	2, LIN	1990	Griffith and Wright 1993
50cm cooled receiver	50CM ¹	0.6–0.8	1	2, LIN	1990–2003	(Unknown)
70cm/75cm cavity-backed receiver	70CM	0.420–0.452	1	2, LIN	1991–2003	Manchester et al. 1996
Methanol dual-band receiver ²	METH6	6–7	1	2, CIRC	1991–2020	ATNF Annual Report 1992 (p.26)
75MHz Erickson Feed	75MHZ ¹	0.044–0.092	1	2, LIN	1993–2014	Erickson et al. 1995
SETI dual-band receiver (L-band) ³	L-band ¹	0.995–1.745	1	2, LIN	1995	ATNF Annual Report 1994
SETI dual-band receiver (S-band) ³	S-band ¹	1.745–3	1	2, LIN	1995	ATNF Annual Report 1994
K/KU-band dual-band receiver ⁴	KU-BAND ¹	12–18	1	2, LIN	1995–2015	ATNF Annual Report 1994
K/KU-band dual-band receiver ⁴	K-BAND ¹	20–25	1	2, LIN/CIRC	1995–2008	ATNF Annual Report 1994
Galileo receiver ⁵	GALILEO	2.27–2.32	1	2, CIRC	1996–present	MacA Thomas et al. 1997
21cm Multibeam receiver	MULTI	1.250–1.550	13	2, LIN	1997–2020	Staveley-Smith et al. 1996
10-50 dual-band receiver ⁶	1050CM	2.65–3.55	1	2, LIN	2003–2018	Granet et al. 2005
10-50 dual-band receiver ⁶	1050CM	0.7–0.764	1	2, LIN	2003–2018	Granet et al. 2005
Mars receiver	MARS	7.9–9.1	1	2, CIRC	2003–present	ATNF Annual Report 2003 (p.61)
Galileo receiver (broad-band) ⁵	GALILEO_B	2–2.5	1	2, CIRC	2004–present	MacA Thomas et al. 1997
Methanol Multibeam receiver	METHMB	6–6.7	7	2, CIRC	2006–2010	Cohen et al. 2007*
DRAO/GMIMS feed	DRAO	0.3–0.9	1	2, LIN	2008–2012	Wolleben et al. 2019*
13MM dual-band receiver ⁷	13MM	16–26	1	2, LIN	2008–present	ATNF Annual Report 2010 (p.90)
13MM dual-band receiver ⁷	13MM	21–22.3	1	2, CIRC	2008–present	ATNF Annual Report 2010 (p.90)
Bonn/MPI Phased Array Feed	MPIPAF ¹	0.7–1.7	36	2, LIN	2016	Chippendale et al. 2016
Ultra-wide Bandwidth Low receiver	UWL	0.704–4.032	1	2, LIN	2018–present	Hobbs et al. 2020
Cryogenically-cooled Phased Array Feed	CRYOPAF	0.7–1.95	72	2, LIN	2025–present	(in prep.)

The data acquisition instrumentation produces a binary data stream from the analogue sky signal that becomes the astronomy data products. Many collaborative efforts since the early 1990’s have contributed to build, configure and update these systems on Murriyang – Table 5 lists these systems and the collaborations involved, and detailed specifications are presented in Table 6.

3.5.2 Scope of sky coverage

At the time of writing, 4.3 Petabytes of pulsar search-mode pulsar are published in the DAP, encompassing observations from both legacy and recent surveys, and pulsar and FRB follow-up campaigns. A total of 1235 pulsars have been discovered in surveys using Murriyang — the first survey using the 70 cm receiver (P050) yielded a total of 298 new discoveries, and the PMPS (P268) has been the most successful to this day, finding 833 new pulsars in the galactic plane. Recent searches with new algorithms have continued to add value to these datasets taking the total number of pulsars discovered in the PMPS to 1160, with [Xia et al. 2025](#) finding a new pulsar recently in P050 data. These examples demonstrate the importance of a comprehensive long-term data archive such as DAP. Table 7 lists a selection of the pulsar surveys, and Figure 2 shows the sky coverage by Project ID for the main pulsar surveys conducted over the last 34 years.

Table 4 Other ‘FRONTEND’ parameter values found in the PSRFITS primary HDU of some early pulsar data.

FRONTEND	Frequency range (GHz)	No. of beams	Notes
MULT_1, 20cm_MB_1	1.250–1.550	1	Beam 1 of the 21cm Multibeam receiver
1010CM	2.6–3.6	1	10cm feed of the 10-50 dual-band receiver
5010CM, 50CM	0.7–0.764	1	50cm feed of the 10-50 dual-band receiver

Table 5 Murriyang’s principal data acquisition systems used mainly for pulsar observations, believed to be complete since 1990 — referenced where possible, showing the year they were commissioned, number of years in service (in brackets), and development credit. ‘INSTRUMENT’ refers to the value of the ‘INSTRUMENT’ parameter key in a PSRFITS file. The S2* recorder was installed for VLBI observations but also used for pulsar observations from 1996 to 1999, and then returned to VLBI use only until 2002. BPSR** was also known as the HI Parkes Swinburne Recorder, HIPSR. Apollo⁺ is a software instance running on the Boreas GPU backend, for UWL observations only. ‘INSTRUMENT’ marked ‘n/a’ (not applicable) indicates that data from these instruments predated the PSRFITS format and therefore will not be in DAP. Instruments for where there were no data found are marked with [!]. <https://resolver.caltech.edu/CaltechETD:etd-09102008-091511>¹.

Name	INSTRUMENT	Commissioned	Credit
30 MHz Polarimeter	n/a [!]	1990(1)	UTAS
AT Correlator	n/a [!]	1991(1)	ATNF
Filter Bank (FB) (Johnston et al. 1993)	FB_1BIT	1991(5)	ATNF
S2* (Wietfeldt et al. 1996)	n/a [!]	1993(9)	ATNF, ISTS
Fast Pulsar Timing Machine (FPTM) ¹	FPTM_I, FPTM_II, MKI	1993(4)	ATNF, Caltech
Wide Bandwidth Digital Recording (WBDR) system (Jenet et al. 1997)	[!]	1995(1)	Caltech
Analogue Filter Bank (AFB) (Manchester et al. 2001)	AFB, AFB_32_256	1997(16)	ATNF, JBO, INAF
Caltech Parkes Swinburne Recorder (CPSR I) (van Straten et al. 2000)	CPSR	1998(11)	Caltech, ATNF, Swinburne
Caltech Parkes Swinburne Recorder II (CPSR2) (Bailes 2003)	CPSR2	2002(8)	Caltech, ATNF, Swinburne
Wide Band Correlator (WBC) (Manchester et al. 2013)	WBCORR	2003(3)	ATNF
Pulsar Digital Filter Bank 1 (PDFB1) (Manchester et al. 2013; Ferris and Saunders 2004)	PDFB1	2005(3)	ATNF
Pulsar Digital Filter Bank 2 (PDFB2) (Manchester et al. 2013; Ferris and Saunders 2004)	PDFB2	2007(3)	ATNF
Pulsar Digital Filter Bank 3 (PDFB3) (Manchester et al. 2013; Ferris and Saunders 2004)	PDFB3	2008(6)	ATNF
Pulsar Digital Filter Bank 4 (PDFB4) (Manchester et al. 2013; Ferris and Saunders 2004)	PDFB4	2008(14)	ATNF
ATNF Parkes Swinburne Recorder (APSR) (van Straten and Bailes 2011)	APSR	2008(6)	ATNF, Swinburne
Berkeley Parkes Swinburne Recorder (BPSR, HIPSR) (Keith et al. 2010; Price et al. 2016)**	HIPSR_SRCH	2008(12)	Berkeley, ATNF, Swinburne
CASPER Parkes Swinburne Recorder (CASPSR) (van Straten and Bailes 2011)	CASPSR	2010(10)	Berkeley, ATNF, Swinburne
Medusa GPU backend (Hobbs et al. 2020)	Medusa	2018(7)	Fourier Space, ATNF
Apollo ⁺	Apollo	2025(present)	Fourier Space, ATNF
Boreas GPU backend	Boreas	2025(present)	Fourier Space, ATNF

Table 6 Specifications of Murriyang’s principal data acquisition systems used for pulsar observations since 1990. ‘INSTRUMENT’ refers to the value of the ‘INSTRUMENT’ parameter key in a PSRFITS file. ‘Bandwidth’ refers to the maximum instantaneous bandwidth of the digital backend Analogue to Digital Converters, and ‘Sample time’ and ‘Resolution’ are the maximum time and frequency resolution respectively. Some instruments* have software-dependent frequency resolution. The AFB was available in various modes (all single polarisation): high-resolution, single beam (from 1997)¹; standard Multibeam Survey mode (from 1997)²; 125kHz and 250kHz modes for the 50cm and 70cm receivers (1997-2004)³; wide-bandwidth, single-beam mode for the 10cm receiver (from 2005)⁴. The Swinburne systems were dual-polarisation⁵.

INSTRUMENT	Sample time (us)	Bandwidth (MHz)	Resolution (KHz)	Bit depth
FB_1BIT	150	320	125	1
FPTM_I/FPTM_II/MKI	2.7	128	250	2
AFB ¹	80	256	500	1
AFB ²	125	288	3000	1
AFB ³	125	32/64	125/250	1
AFB ⁴	125	576/864	3000	1
AFB_32_256 ³	125	32	125	1
CPSR	0.05	20	*	1, 2, 4
CPSR2 ⁵	0.016	128	*	2
WBCORR	7.4	256	1000	2 (3 levels)
PDFB1	2	256	250	8
PDFB2	2	256	250	8
PDFB3	64	1024	250	1, 2, 4, 8, 16
PDFB4	64	1024	250	1, 2, 4, 8, 16
APSR ⁵	0.016	1024	500	2, 4, 8
CASPSR ⁵	0.0025	400	800	2, 4, 8
HIPSR_SRCH ⁵	64	400	400	2
Medusa	32	3328	0.061	2, 4, 8
Apollo	32	3328	0.061	2, 4, 8
Boreas	57	1250	0.061	2, 4, 8

Table 7 Known pulsar surveys and targeted searches conducted with Murriyang. ‘Date’ refers to the range of observation dates for data in DAP. PIDs where the data in DAP are incomplete are marked with an ^x — data likely missing deemed lost or corrupt. PIDs where data are continuing to be added are marked with a ⁺. PIDs with no data found to date are marked with [!], and PIDs with no data on DAP are marked with *. PIDs marked ‘n/a’ (not applicable) are projects that predated the PID indexing scheme.

PID	Title	Date
n/a [!]	Large Magellanic Cloud pulsar search	1980–1981
n/a [!]	Radio pulsars in the Magellanic clouds	1980–1982
n/a [!]	A high-frequency survey of the southern Galactic plane for pulsars	1988
P11 [!]	50cm pulsar survey	1990
P050	70cm pulsar survey and timing	1991–1994
P151 [!]	A pulsar search targetted towards unidentified Gamma-ray sources	1994–1996
P153 [!]	A Search for Pulsars from an X-Ray Sample	1994
P155 [!]	A Search for Pulsars in Supernova Remnants	1994
P166 [!]	A Directed High Frequency Search for Pulsars near the Galactic Centre	1995
P168 [!]	A Search for Pulsars in Supernova Remnants	1995
P169 [!]	Are there any pulsars in the Galactic Centre?	1995
P247 [!]	A deep survey for pulsars in the Magellanic Clouds	1996
P256 [!]	Searching for pulsars in the Carina and Crux spiral arms	1997–1998
P263 [!]	Baseband searching for ultrafast pulsars	1997–2003
P267 [!]	Search for pulsar in SN 1987A	1997–1999
P268	Pulsar multibeam survey	1997–2004
P269	A deep pulsar survey of the Small Magellanic Cloud	1997–2001
P272 [!]	High sensitivity pulsar search of 47 Tuc at 21cm	1997
P273 [!]	A search for pulsar counterparts to EGRET sources	1997
P275 [!]	A search for radio pulsars in EGRET sources	1998
P279 [!]	Search for relativistic binary pulsars in globular clusters	1998
P281 [!]	New fast pulsars in SNRs RCW 103 and G11.2-0.3	1998
P282	Timing of millisecond pulsars in 47 Tucanae	1998–2013
P296 [!]	A search for submillisecond pulsars in Globular Clusters	1998
P302 [!]	Improving the scintillation constraints on PSR1706-44	1998
P303	Search and Timing of Pulsars in Globular Clusters	1998–2002
P305 [!]	A search for a young pulsar in SGR G0.9+0.1	1998
P309	An intermediate-latitude millisecond pulsar survey	1998–1999
P322 [!]	Search for radio pulsars toward selected GEV sources	1999
P326 [!]	Search for radio pulsations from A0538-66	1999
P327 [!]	A search for young pulsars in three composite SNRs	1999–2000
P328 [!]	Deep search for radio pulsations from Magnetars	1999
P331 [!]	Search for pulsars in the NVSS catalogue	1999
P332 [!]	Search for pulsed radio emission from anomalous X-ray pulsars	1999
P346 [!]	Search for Pulsations from a new 87 ms SMC X-ray Pulsar	2000
P358 [!]	Deep pulse searches of three pulsar wind nebula candidates	2001
P359 [!]	A search for radio pulsations from isolated neutron stars	2001
P360	A high-latitude millisecond pulsar survey	2001–2002
P365	A search for giant pulses (in PSR J0537-6910)	2001–2003
P366	Parkes multibeam high-latitude pulsar survey	2001–2003
P385 [!]	Searching for the Pulsar in SNR G292.0+1.8	2001
P390 [!]	Searching for a Pulsar in SNR G16.73+0.08	2001
P394 [!]	A search for radio emission from magnetars	2002
P396 ⁺	Deep searches for young and ‘radio-quiet’ pulsars	2002–2005
P397 [!]	Searching for pulsars in new supernova remnants	2002
P401 [!]	A pulsar search for four Egret sources in the Galactic halo	2002
P403 [!]	A survey for pulsars at very high galactic latitudes	2002
P406 [!]	A search for pulsars in mid-latitude EGRET error boxes	2002–2004
P413 [!]	A possible sub-millisecond gamma-ray pulsar	2002

Table 7 *Continued...*

PID	Title	Date
P427 ⁺	Timing and searching millisecond pulsars in Globular Clusters	2003–2015
P434 [!]	A deep search for isolated millisecond pulsars in NGC 6266	2003
P441 [!]	Searching for pulsars in SNRs N206 and B0453-685	2003
P442 [!]	Searching for Globular Cluster MSPs at 50cm	2003
P448 ⁺	Search for radio pulsations from four X-ray msec pulsars	2003
P461	A pilot 50 cm pulsar survey	2004–2005
P464 [!]	Search for old pulsars associated with EGRET unidentified sources	2004
P471 ⁺	Deep multibeam pulsar survey at $50 < l < 60$	2004–2006
P473 [!]	A search for double-pulsar binaries	2004
P477 ⁺	The Perseus Arm pulsar multibeam survey	2004–2006
P487 [!]	Deep searches for young pulsars in ‘shell’ supernova remnants	2004–2005
P490 [!]	A search for extra-galactic giant pulses	2005
P491 ⁺	Pulsar searches of the Galactic Centre	2005
P505	Pulsar survey of the Canis Major dwarf Galaxy	2005–2006
P512 ^x	A methanol multibeam pulsar survey	2006–2008
P535 [*]	A Census of Pulsar Emission	2006–2008
P589 [!]	Searching for pulsars associated to recently detected Pulsar Wind Nebulae and X-ray point sources in Supernova Remnants	2007
P630 ⁺	The High Time Resolution Universe	2008–2014
P661	The Search for and Confirmation of Nearby RRAT Candidates	2008–2011
P675 ⁺	Radio search for gamma-ray pulsar counterparts	2009–2011
P680 [!]	A search for the youngest pulsar in the Galaxy	2009
P682	A high time resolution survey of the Small Magellanic Cloud	2009
P778	A new deep search for millisecond pulsars in globular clusters	2010–2014
P809	Parkes search for radio pulsars from unidentified Fermi Sources at 50 cm	2011–2012
P814	Millisecond pulsar searches in unidentified Fermi sources at high Galactic latitudes	2012–2017
P834	Searching for the pulsar in SN1987A	2013–2019
P855	A Parkes transit survey for pulsed radio emission during windstows and maintenance	2013–2015
P858 ⁺	SUPERB - A SURvey for Pulsars & Extragalactic Radio Bursts	2014–2015
P859	Searching towards the Galactic Centre region for pulsed radio emission	2014
P864	A Search for the Intergalactic Magnetic Field	2014
P865	Commensal searches for microhertz gravitational waves and fast radio bursts: A pilot study	2014
P867	Searching for Radio Millisecond Pulsars in a New Set of Fermi Sources	2014
P869	Ultra-Deep searches for pulsars around Sgr A*	2014
P883	The Parkes All Radio Transients in the skY (PARTY) survey	2015
P886	Searching for pulsars using the CSIRO Pulsar Data Archive	2015
P892 ⁺	SUPERBx - The SURvey for Pulsars & Extragalactic Radio Bursts Extension	2015–2019
P895	Where are the gravitational waves?	2015–2020
P914	Searching for pulsars from steep-spectrum MWA candidates	2016–2017
P942	Searching for giant pulses from pulsars in the Large Magellanic Cloud	2017
P970	Searching for millisecond pulsars towards unidentified Fermi sources using the Ultra-wideband receiver	2018
P982	The first coherently de-dispersed search for new pulsars in Southern globular clusters	2018
P986	Targeted search of steep spectrum sources with the Ultra-Wideband receiver	2018–2019
P991	A Pulsar Survey Towards the Galactic Centre With the Ultra-Wideband Low Receiver	2018–2019
P998	Terzan 6 - The Next Terzan 5?	2018
P1000	A deep search for radio pulsars around hot subdwarf stars in compact binaries	2018
P1006	The first ultra-high time resolution coherently de-dispersed search for new pulsars in globular clusters	2019

Table 7 *Continued...*

PID	Title	Date
P1022	The first well-calibrated, coherent de-dispersed search for pulsars in 47 Tucanae	2019–2020
P1034	Follow-up of the first millisecond pulsar discoveries in Omega Centauri and a new coherently de-dispersed survey	2019–2020
P1052*	Pulsar Radio Emission Statistics Survey (PRESS)	2020–2021
P1067	A wide-band survey of Baade’s Window in the time and frequency domains	2020–2021
P1082	Revealing Mercer 5’s Pulsar Population with Parkes	2020–2021
P1087	Vela in the LMC: A Search for the Pulsar in SNR B0453-685	2020–2021
P1090	Searching for millisecond pulsars around blazar OJ 287	2020–2021
P1156	Targeted Search of Fast Radio Bursts from Globular Clusters in Centaurus A	2022
P1163	Searching for millisecond pulsars in Sagittarius dwarf spheroidal (Sgr dSph) galaxy using the Ultra-wideband Low receiver	2022–2023
P1167	A wide-band survey of the Galactic Centre in the time and frequency domains	2022–2023
P1193	Searching for pulsars among Fermi unassociated LAT sources with RACS	2023
P1197	Searching for pulsars in four supernova remnant	2023
P1211	A targeted search for Millisecond Pulsars in Galactic Plane towards steep spectrum radio sources	2023–2024
P1226	A targeted search for Fast Radio Bursts in dwarf satellite galaxies	2023–2024
P1238	Searching for pulsars in new Galactic pulsar wind nebula candidates	2023–2025
P1330	Determining Pulsar NGC6316A’s Orbit and the Search for Additional Pulsars	2024
P1336	A Search for Hidden Pulsars from the MeerKAT Bulge Survey	2024–2025
P1347	A Targeted Pulsar Search in the Galactic Center and Bulge	2024–2025

3.5.3 Collections containing historically important discoveries

Within the daily stream of data from observations at Murriyang, the DAP contains archival data that lead to several notable discoveries — a selection of those are shown in Table 8. The data file containing the discovery, the DOI of the collection the files are in, and the publication reference are all listed.

Access to the archive is continuing to grow, and this is reflected in the NASA ADS¹⁴ publication statistics - 15 peer-reviewed papers acknowledged the use of DAP data in their work in 2024.

3.6 Additions to the archive

Some archival Murriyang pulsar data-sets are gradually being added to DAP. These tend to include very large surveys (for example the ‘High Time Resolution Universe Pulsar Survey’ (P630, Keith et al. 2010) — there is an ongoing effort to collate these ‘missing’ data, and archive them as resources become available — currently, over 25 Terabytes of data from this survey are being added to the archive annually.

4 DATA DISSEMINATION

Providing data accessibility through requests based on a search and filter methodology is a core part of the archive. The DAP provides both a simple and advanced search interface, with the latter allowing filtering on source name, position, observation frequency or receiver.

DAP is also Virtual Observatory¹⁵ (VO) compatible. VO tools such as TOPCAT¹⁶ or PyVO¹⁷ can be used to query pulsar observations using the Table Access Protocol (TAP) and Simple Cone Search (SCS), and cross-match sources with other catalogues — for example, Figure 2 was generated by a TAP query in TOPCAT. A configured query can also be used to generate data download links.

After selecting the required data, a user can choose a download method. In 2023, DAP moved to object storage — this resulted in considerable improvement in the access of large Terabyte-scale collections. The object store supports transfer protocols such as the AWS Command-Line Interface¹⁸, Rclone¹⁹ and Globus²⁰.

¹⁴<https://ui.adsabs.harvard.edu>

¹⁵<https://ivoa.net>

¹⁶<https://www.star.bris.ac.uk/~mbt/topcat/>

¹⁷<http://github.com/astropy/pyvo>

¹⁸<https://aws.amazon.com/cli>

¹⁹<https://rclone.org>

²⁰<https://www.globus.org>

5 DATA ANALYSIS AND VISUALISATION

There are a number of ways a user can interact with data from the DAP, and this will depend on the nature of the research or required scientific outcome.

Re-analysing search-mode data from all-sky surveys can lead to new pulsar discoveries, or allow studies of single-pulse phenomenology of known sources. Fold-mode data can be used for a variety of astrophysical studies, such as pulsar timing, profile evolution, polarimetry, and the properties of the Inter-Stellar Medium (ISM), and the use cases will depend on the required scientific outcome.

A PI or other astronomer may wish to use conventional command-line pulsar data analysis packages, for example, PSRCHIVE²¹ (written in C++ with Python wrappers) for folding/calibration or PRESTO²² (in C with Python wrappers for some routines) for pulsar searching — these packages all read files in the PSR-FITS format. The user may also wish to pre-configure packages to suit their system, and implement their own algorithms.

5.1 Introducing the PFITS package

Many updates to the conventional pulsar data analysis packages mentioned above have been conducted since they were published, in order to work with wide-band data such as those from the UWL receiver, although they each work with data from specific observing modes (fold- or search-mode). However, here we introduce the PFITS²³ package — written in C, it is an alternative to conventional tools and provides routines and utilities for working with PSRFITS format files from all the different observing modes. Some examples of commonly-used routines are:

- **pfits_describe** — prints the header information
- **pfits_fv** — interrogates the file metadata interactively
- **pfits_plot** — interactively plots the astronomy data
- **pfits_zapProfile** — interactively removes interference
- **pfits_frb** — interactively plots FRB candidates in a pulsar search-mode file

Figure 3 demonstrates output from the `pfits_frb` routine — a user can zoom in time to display a window around the dispersed pulse of an FRB, and the pulse is then de-dispersed on the fly.

²¹<https://psrchive.sourceforge.net>

²²<https://github.com/scottransom/presto>

²³<https://github.com/too043/pfits.git>

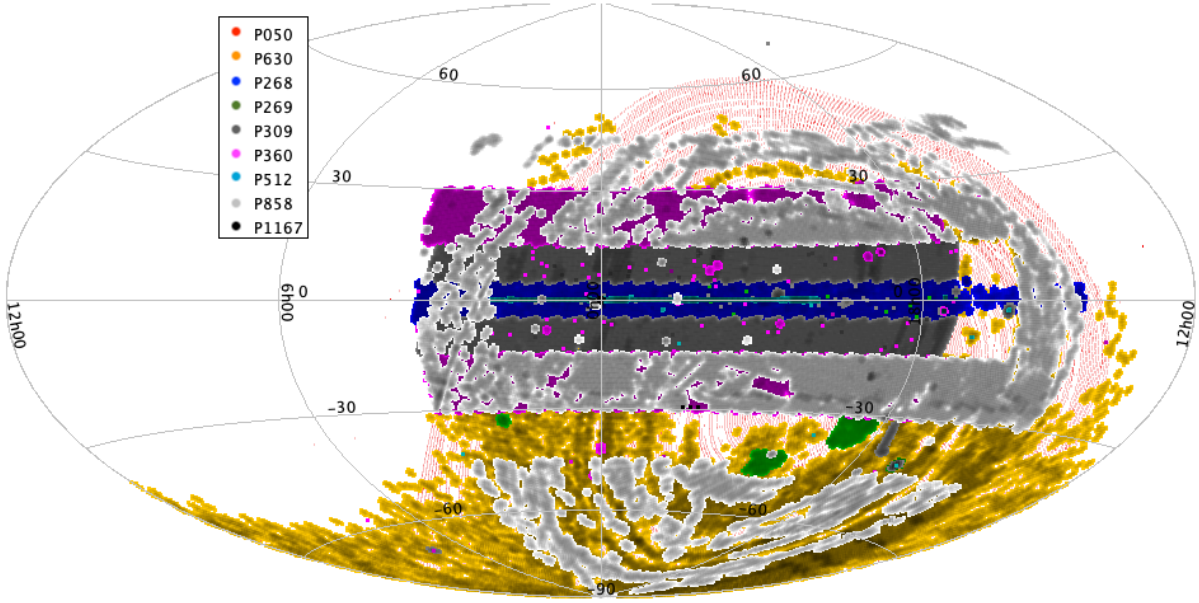


Figure 2. A TOPCAT Hammer-Aitoff sky projection in Galactic coordinates of observations published in the DAP from the main pulsar surveys conducted with Murriyang over the last 30 years.

Table 8 *DAP collections containing important discoveries.*

Description	Discovery File	DAP Collection DOI
Closest known MSP (J0437-4715) (Johnston et al. 1993)	S13804_7.sf	https://doi.org/10.4225/08/57188974623F6
Pulsar A of the double pulsar (J0737-3039A) (Burgay et al. 2003)	PH0042_004B1.sf	https://doi.org/10.4225/08/598c2d9103f0c
The Lorimer Burst (first FRB) (Lorimer et al. 2007)	SMC021_00861.sf	https://doi.org/10.4225/08/5819628e4fed9
First MSP in the Galactic Centre (Lower et al. 2024)	uwl_240325_000341.sf	https://doi.org/10.25919/fpnn-4r75

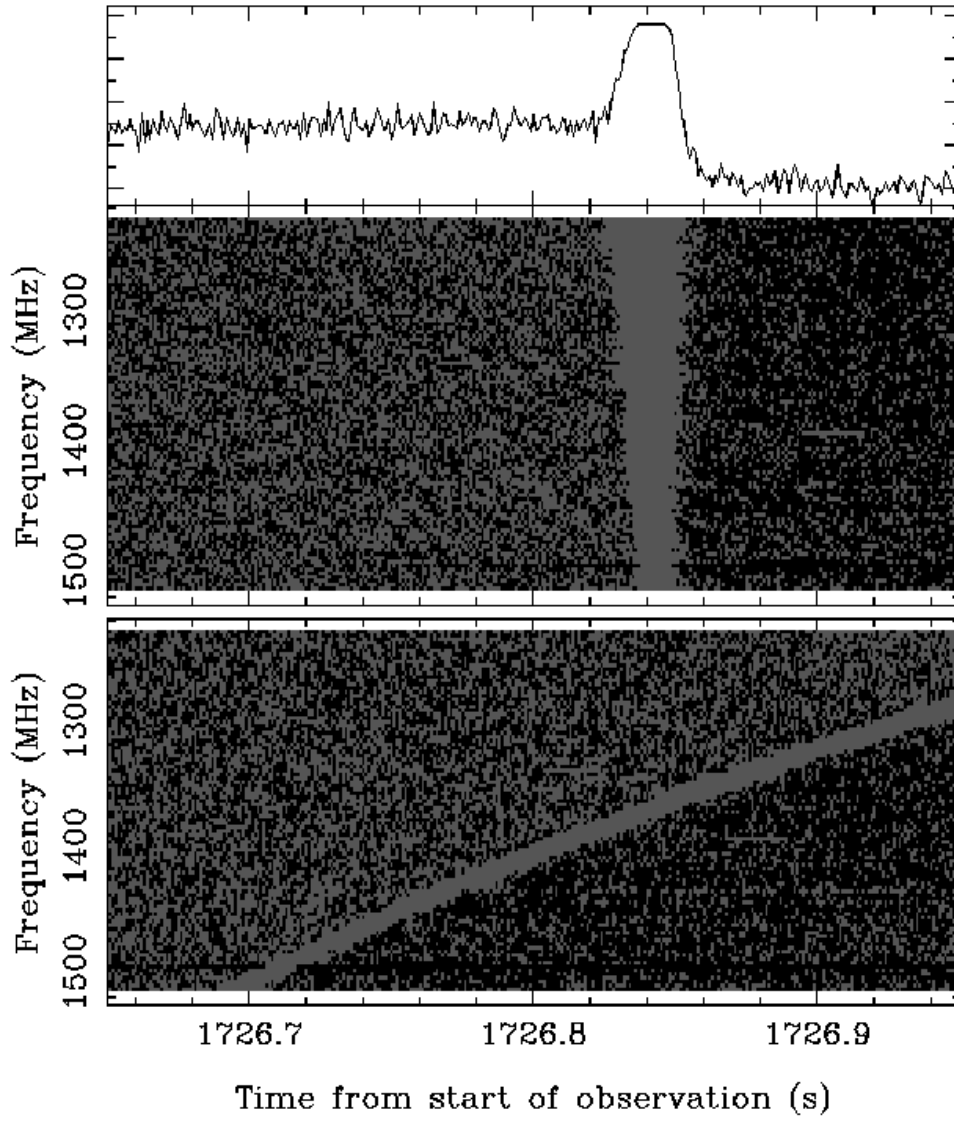


Figure 3. The output of `pfits_frb`: the profile of the Lorimer Burst is shown in the top plot, de-dispersed in the centre and dispersed at the bottom. The profile shows significant clipping in this beam (the discovery beam) of the Multibeam receiver because the pulse saturated the available dynamic range.

6 PULSAR DATA ARCHIVING CHALLENGES AND FUTURE REQUIREMENTS

Pulsar data archiving into the future provides the following challenges, including handling increasingly large data volumes, the importance of provenance for reproducibility, the hunt for missing data, and Cloud-based archiving as a means to provide global access to data products.

6.1 Managing high data volumes

The Cryogenically-cooled Phased Array Feed is the next generation receiver for Murriyang — consisting of 72 beams and designed for large-scale surveys, capable of recording an instantaneous bandwidth in two bands from 700-1200 and 1100-1950 MHz, with expected data rates of up to 80TB per hour depending on the observation mode and configuration. Archiving of these data will present considerable challenges, and development is underway to enable near real-time ingest of high-volume data into DAP.

6.2 Cloud-based pulsar data processing

Cloud-based storage and compute platforms such as Amazon Web Services (AWS), are experts in handling large data volumes. These services could be used to provide a mirror of DAP data, allowing easily configurable global access to the archive, and scaleable compute infrastructure for data processing, encouraging a ‘User to the data’ model. We are currently trialling this model in CSIRO’s Earth Analytics Science and Innovation platform (EASI²⁴), which runs on AWS infrastructure, and is accessible to anyone who applies for and is granted an EASI account.

6.3 Archival data recovery

The DAP archive is by no means a complete set of collections, and in fact data are recovered from tape as and when they are discovered. The data are checked, sorted and converted to PSRFITS format if required prior to adding to an existing DAP collection, or forming a new collection. We are currently recovering archival data and publishing these in DAP at a rate of approximately 30TB per year.

A proportion of Parkes pulsar data are not available in the archive. Of the 400 project IDs to date, 100 are currently missing. These data are likely found in University cupboards, simply lost, or deemed junk data.

7 CONCLUSION

Murriyang remains an instrument at the cutting edge of the field of radio astronomy. This is due mainly to investment in its receiver and digital acquisition systems over the years, but also to the availability of its data products in long-term archives such as DAP.

In this paper we have provided an update on the archive status, and demonstrated the importance of storing large volumes of pulsar data for re-processing by modern algorithms resulting in new discoveries. We introduced the PFITS package for processing of PSRFITS format data, and touched on the future use of Cloud platforms for scaleable processing workflows without the need to move vast volumes of data.

8 ACKNOWLEDGEMENTS

The Parkes radio telescope is part of the Australia Telescope National Facility (grid.421683.a) which is funded by the Australian Government for operation as a National Facility managed by CSIRO. This paper includes archived data obtained through the Parkes Pulsar Data archive on the CSIRO Data Access Portal (<http://data.csiro.au>). We acknowledge the Wiradjuri people as the Traditional Owners of the Observatory site.

REFERENCES

- Bailes, M. (2003). Precision Timing at the Parkes 64-m Radio Telescope. In Bailes, M., Nice, D. J., and Thorsett, S. E., editors, *Radio Pulsars*, volume 302 of *Astronomical Society of the Pacific Conference Series*, page 57.
- Bailes, M., Bates, S. D., Bhalerao, V., Bhat, N. D. R., Burgay, M., Burke-Spolaor, S., D’Amico, N., Johnston, S., Keith, M. J., Kramer, M., Kulkarni, S. R., Levin, L., Lyne, A. G., Milia, S., Possenti, A., Spitler, L., Stappers, B., and van Straten, W. (2011). Transformation of a Star into a Planet in a Millisecond Pulsar Binary. *Science*, 333(6050):1717.
- Burgay, M., D’Amico, N., Possenti, A., Manchester, R. N., Lyne, A. G., Joshi, B. C., McLaughlin, M. A., Kramer, M., Sarkissian, J. M., Camilo, F., Kalogera, V., Kim, C., and Lorimer, D. R. (2003). An increased estimate of the merger rate of double neutron stars from observations of a highly relativistic system. *nat*, 426(6966):531–533.
- Caballero, R. N., Guo, Y. J., Lee, K. J., Lazarus, P., Champion, D. J., Desvignes, G., Kramer, M., Plant, K., Arzoumanian, Z., Bailes, M., Bassa, C. G., Bhat, N. D. R., Brazier, A., Burgay, M., Burke-Spolaor, S., Chamberlin, S. J., Chatterjee, S., Cognard, I., Cordes, J. M., Dai, S., Demorest, P., Dolch, T., Ferdman, R. D., Fonseca, E., Gair, J. R., Garver-Daniels, N., Gentile,

²⁴<https://research.csiro.au/easi>

- P., Gonzalez, M. E., Graikou, E., Guillemot, L., Hobbs, G., Janssen, G. H., Karuppusamy, R., Keith, M. J., Kerr, M., Lam, M. T., Lasky, P. D., Lazio, T. J. W., Levin, L., Liu, K., Lommen, A. N., Lorimer, D. R., Lynch, R. S., Madison, D. R., Manchester, R. N., McKee, J. W., McLaughlin, M. A., McWilliams, S. T., Mingarelli, C. M. F., Nice, D. J., Osłowski, S., Palliyaguru, N. T., Pennucci, T. T., Perera, B. B. P., Perrodin, D., Possenti, A., Ransom, S. M., Reardon, D. J., Sanidas, S. A., Sesana, A., Shaifullah, G., Shannon, R. M., Siemens, X., Simon, J., Spiewak, R., Stairs, I., Stappers, B., Stinebring, D. R., Stovall, K., Swiggum, J. K., Taylor, S. R., Theureau, G., Tiburzi, C., Toomey, L., van Haasteren, R., van Straten, W., Verbiest, J. P. W., Wang, J. B., Zhu, X. J., and Zhu, W. W. (2018). Studying the Solar system with the International Pulsar Timing Array. *MNRAS*, 481(4):5501–5516.
- Cameron, A. D., Bailes, M., Champion, D. J., Freire, P. C. C., Kramer, M., McLaughlin, M. A., Ng, C., Possenti, A., Ridolfi, A., Tauris, T. M., Wahl, H. M., and Wex, N. (2023). New constraints on the kinematic, relativistic, and evolutionary properties of the PSR J1757-1854 double neutron star system. *MNRAS*, 523(4):5064–5085.
- Chippendale, A. P., Beresford, R. J., Deng, X., Leach, M., Reynolds, J. E., Kramer, M., and Tzioumis, T. (2016). Testing a modified ASKAP Mark II phased array feed on the 64 m Parkes radio telescope. In *2016 International Conference on Electromagnetics in Advanced Applications (ICEAA)*, pages 909–912.
- Cohen, R. J., Caswell, J. L., Brooks, K., Burton, M. G., Chrysostomou, A., Cox, J., Diamond, P. J., Ellingsen, S., Fuller, G. A., Gray, M. D., Green, J. A., Hoare, M. G., Masheder, M. R. W., McClure-Griffiths, N., Pestalozzi, M., Phillips, C., Thompson, M., Voronkov, M., Walsh, A., Ward-Thompson, D., Wong-McSweeney, D., and Yates, J. A. (2007). The Parkes methanol multibeam survey. In Elmegreen, B. G. and Palous, J., editors, *Triggered Star Formation in a Turbulent ISM*, volume 237 of *IAU Symposium*, pages 403–403.
- Dai, S., Hobbs, G., Manchester, R. N., Kerr, M., Shannon, R. M., van Straten, W., Mata, A., Bailes, M., Bhat, N. D. R., Burke-Spolaor, S., Coles, W. A., Johnston, S., Keith, M. J., Levin, Y., Osłowski, S., Reardon, D., Ravi, V., Sarkissian, J. M., Tiburzi, C., Toomey, L., Wang, H. G., Wang, J.-B., Wen, L., Xu, R. X., Yan, W. M., and Zhu, X.-J. (2015). A study of multifrequency polarization pulse profiles of millisecond pulsars. *Monthly Notices of the Royal Astronomical Society*, 449(3):3223–3262.
- Dodson, R., Legge, D., Reynolds, J. E., and McCulloch, P. M. (2003). The vela pulsar’s proper motion and parallax derived from vlbi observations. *The Astrophysical Journal*, 596(2):1137.
- Erickson, W. C., McConnell, D., and Anantharamaiah, K. R. (1995). Low-Frequency Carbon Recombination Lines in the Central Regions of the Galaxy. *ApJ*, 454:125.
- Ferris, R. H. and Saunders, S. J. (2004). A 256 MHz Bandwidth Baseband Receiver/Spectrometer. *Experimental Astronomy*, 17(1-3):269–277.
- Granet, C., Zhang, H., Forsyth, A., Graves, G., Doherty, P., Greene, K., James, G., Sykes, P., Bird, T., Sinclair, M., Moorey, G., and Manchester, R. (2005). The designing, manufacturing, and testing of a dual-band feed system for the parkes radio telescope. *IEEE Antennas and Propagation Magazine*, 47(3):13–19.
- Griffith, M. R. and Wright, A. E. (1993). The Parkes-MIT-NRAO (PMN) Survey. I. The 4850 MHz Surveys and Data Reduction. *AJ*, 105:1666.
- Hall, P. J., Wark, R. M., and Wright, A. E. (1987). A search for 43.122 ghz sio emission from symbiotic stars. *Publications of the Astronomical Society of Australia*, 7(1):50–54.
- Hobbs, G., Guo, L., Caballero, R. N., Coles, W., Lee, K. J., Manchester, R. N., Reardon, D. J., Matsakis, D., Tong, M. L., Arzoumanian, Z., Bailes, M., Bassa, C. G., Bhat, N. D. R., Brazier, A., Burke-Spolaor, S., Champion, D. J., Chatterjee, S., Cognard, I., Dai, S., Desvignes, G., Dolch, T., Ferdman, R. D., Graikou, E., Guillemot, L., Janssen, G. H., Keith, M. J., Kerr, M., Kramer, M., Lam, M. T., Liu, K., Lyne, A., Lazio, T. J. W., Lynch, R., McKee, J. W., McLaughlin, M. A., Mingarelli, C. M. F., Nice, D. J., Osłowski, S., Pennucci, T. T., Perera, B. B. P., Perrodin, D., Possenti, A., Russell, C. J., Sanidas, S., Sesana, A., Shaifullah, G., Shannon, R. M., Simon, J., Spiewak, R., Stairs, I. H., Stappers, B. W., Swiggum, J. K., Taylor, S. R., Theureau, G., Toomey, L., van Haasteren, R., Wang, J. B., Wang, Y., and Zhu, X. J. (2019). A pulsar-based time-scale from the international pulsar timing array. *Monthly Notices of the Royal Astronomical Society*, 491(4):5951–5965.
- Hobbs, G., Hollow, R., Champion, D., Khoo, J., Yardley, D., Carr, M., Keith, M., Jenet, F., Amy, S., Burgay, M., Burke-Spolaor, S., Chapman, J., Danaia, L., Homewood, B., Kovacevic, A., Mao, M., McKinnon, D., Mulcahy, M., Osłowski, S., and van Straten, W. (2009). The PULSE@Parkes Project: a New Observing Technique for Long-Term Pulsar Monitoring. *PASA*, 26(4):468–475.
- Hobbs, G., Manchester, R. N., Dunning, A., Jameson, A., Roberts, P., George, D., Green, J. A., Tuthill, J., Toomey, L., Kaczmarek, J. F., Mader, S., Marquarding, M., Ahmed, A., Amy, S. W., Bailes, M., Beresford, R., Bhat, N. D. R., Bock, D. C. J., Bourne, M., Bowen, M., Brothers, M., Cameron, A. D., Carretti, E., Carter, N., Castillo, S., Chekkala, R., Cheng, W., Chung, Y.,

- Craig, D. A., Dai, S., Dawson, J., Dempsey, J., Doherty, P., Dong, B., Edwards, P., Ergesh, T., Gao, X., Han, J., Hayman, D., Indermuhle, B., Jeganathan, K., Johnston, S., Kanoniuk, H., Kesteven, M., Kramer, M., Leach, M., McIntyre, V., Moss, V., Osłowski, S., Phillips, C., Pope, N., Preisig, B., Price, D., Reeves, K., Reilly, L., Reynolds, J., Robishaw, T., Roush, P., Ruckley, T., Sadler, E., Sarkissian, J., Severs, S., Shannon, R., Smart, K., Smith, M., Smith, S., Sobey, C., Staveley-Smith, L., Tzioumis, A., van Straten, W., Wang, N., Wen, L., and Whiting, M. (2020). An ultra-wide bandwidth (704 to 4 032 MHz) receiver for the Parkes radio telescope. *PASA*, 37:e012.
- Hobbs, G., Miller, D., Manchester, R. N., Dempsey, J., Chapman, J. M., Khoo, J., Applegate, J., Bailes, M., Bhat, N. D. R., Bridle, R., Borg, A., Brown, A., Burnett, C., Camilo, F., Cattalini, C., Chaudhary, A., Chen, R., D’Amico, N., Kedziora-Chudczer, L., Cornwell, T., George, R., Hampson, G., Hepburn, M., Jameson, A., Keith, M., Kelly, T., Kosmynin, A., Lenc, E., Lorimer, D., Love, C., Lyne, A., McIntyre, V., Morrissey, J., Pienaar, M., Reynolds, J., Ryder, G., Sarkissian, J., Stevenson, A., Treloar, A., van Straten, W., Whiting, M., and Wilson, G. (2011). The Parkes Observatory Pulsar Data Archive. *pasa*, 28(3):202–214.
- Hotan, A. W., Bunton, J. D., Chippendale, A. P., Whiting, M., Tuthill, J., Moss, V. A., McConnell, D., Amy, S. W., Huynh, M. T., Allison, J. R., and et al. (2021). Australian square kilometre array pathfinder: I. system description. *Publications of the Astronomical Society of Australia*, 38:e009.
- Hotan, A. W., van Straten, W., and Manchester, R. N. (2004). PSRCHIVE and PSRFITS: An Open Approach to Radio Pulsar Data Storage and Analysis. *pasa*, 21(3):302–309.
- Hurley-Walker, N., Rea, N., McSweeney, S. J., Meyers, B. W., Lenc, E., Heywood, I., Hyman, S. D., Men, Y. P., Clarke, T. E., Coti Zelati, F., Price, D. C., Horváth, C., Galvin, T. J., Anderson, G. E., Bahramian, A., Barr, E. D., Bhat, N. D. R., Caleb, M., Dall’Ora, M., de Martino, D., Giacintucci, S., Morgan, J. S., Rajwade, K. M., Stappers, B., and Williams, A. (2023). A long-period radio transient active for three decades. *Nature*, 619(7970):487–490.
- Jenet, F. A., Cook, W. R., Prince, T. A., and Unwin, S. C. (1997). A wide bandwidth digital recording system for radio pulsar astronomy. *Publications of the Astronomical Society of the Pacific*, 109(736):707.
- Johnston, S. and Kerr, M. (2017a). Polarimetry of 600 pulsars from observations at 1.4ghz with the parkes radio telescope. *Monthly Notices of the Royal Astronomical Society*, 474(4):4629–4636.
- Johnston, S. and Kerr, M. (2017b). Polarimetry of 600 pulsars from observations at 1.4ghz with the parkes radio telescope. *Monthly Notices of the Royal Astronomical Society*, 474(4):4629–4636.
- Johnston, S., Lorimer, D. R., Harrison, P. A., Bailes, M., Lynet, A. G., Bell, J. F., Kaspi, V. M., Manchester, R. N., D’Amico, N., Nleastrol, L., and Shengzhen, J. (1993). Discovery of a very bright, nearby binary millisecond pulsar. *Nature*, 361(6413):613–615.
- Keane, E. F., Barr, E. D., Jameson, A., Morello, V., Caleb, M., Bhandari, S., Petroff, E., Possenti, A., Burgay, M., Tiburzi, C., Bailes, M., Bhat, N. D. R., Burke-Spolaor, S., Eatough, R. P., Flynn, C., Jankowski, F., Johnston, S., Kramer, M., Levin, L., Ng, C., van Straten, W., and Krishnan, V. V. (2018). The SURvey for Pulsars and Extragalactic Radio Bursts - I. Survey description and overview. *mnras*, 473(1):116–135.
- Keith, M. J., Jameson, A., van Straten, W., Bailes, M., Johnston, S., Kramer, M., Possenti, A., Bates, S. D., Bhat, N. D. R., Burgay, M., Burke-Spolaor, S., D’Amico, N., Levin, L., McMahon, P. L., Milia, S., and Stappers, B. W. (2010). The high time resolution universe pulsar survey – i. system configuration and initial discoveries. *Monthly Notices of the Royal Astronomical Society*, 409(2):619–627.
- Keith, M. J., Jameson, A., van Straten, W., Bailes, M., Johnston, S., Kramer, M., Possenti, A., Bates, S. D., Bhat, N. D. R., Burgay, M., Burke-Spolaor, S., D’Amico, N., Levin, L., McMahon, P. L., Milia, S., and Stappers, B. W. (2010). The High Time Resolution Universe Pulsar Survey - I. System configuration and initial discoveries. *MNRAS*, 409(2):619–627.
- Kerr, M., Reardon, D. J., Hobbs, G., Shannon, R. M., Manchester, R. N., Dai, S., Russell, C. J., Zhang, S., van Straten, W., Osłowski, S., and et al. (2020). The parkes pulsar timing array project: second data release. *Publications of the Astronomical Society of Australia*, 37:e020.
- Kramer, M., Stairs, I. H., Manchester, R. N., McLaughlin, M. A., Lyne, A. G., Ferdman, R. D., Burgay, M., Lorimer, D. R., Possenti, A., D’Amico, N., Sarkissian, J. M., Hobbs, G. B., Reynolds, J. E., Freire, P. C. C., and Camilo, F. (2006). Tests of General Relativity from Timing the Double Pulsar. *Science*, 314(5796):97–102.
- Kumamoto, H., Dai, S., Johnston, S., Kerr, M., Shannon, R. M., Weltevred, P., Sobey, C., Manchester, R. N., Hobbs, G., and Takahashi, K. (2021). Flux density variability of 286 radio pulsars from a decade of monitoring. *MNRAS*, 501(3):4490–4513.
- Liu, M., Li, D., Dawson, J. R., Weisberg, J. M., Stanimirović, S., Hobbs, G., Johnston, S., Toomey, L., Xu, S., Tsai, C.-W., Quan, D., Mader, S., Green, J. A., Zhang, L., Tang, N., Wang, P., Zhang, K., Zuo, P., Luo, G., Feng, Y., Dai, S., Kaushik, A., Xue, M., and Miao, C. (2025). Tiny-scale Properties within the Interstellar Medium toward PSR J1644-4559. I. Obser-

- vational Evidence of Turbulence-induced Tiny-scale Atomic Structures. *ApJS*, 278(1):13.
- Lorimer, D. R., Bailes, M., McLaughlin, M. A., Narkevic, D. J., and Crawford, F. (2007). A Bright Millisecond Radio Burst of Extragalactic Origin. *Science*, 318(5851):777.
- Lower, M. E., Dai, S., Johnston, S., and Barr, E. D. (2024). A Millisecond Pulsar Binary Embedded in a Galactic Center Radio Filament. *ApJ*, 967(1):L16.
- MacA Thomas, B., Schafer, J., Sinclair, M., Kesteven, M., and Hall, P. (1997). The parkes radio telescope modified for rapid receiver changes. *IEEE Antennas and Propagation Magazine*, 39(2):54–66.
- Madison, D. R., Zhu, X.-J., Hobbs, G., Coles, W., Shannon, R. M., Wang, J. B., Tiburzi, C., Manchester, R. N., Bailes, M., Bhat, N. D. R., Burke-Spolaor, S., Dai, S., Dempsey, J., Keith, M., Kerr, M., Lasky, P., Levin, Y., Osłowski, S., Ravi, V., Reardon, D., Rosado, P., Spiewak, R., van Straten, W., Toomey, L., Wen, L., and You, X. (2015). Versatile directional searches for gravitational waves with pulsar timing arrays. *Monthly Notices of the Royal Astronomical Society*, 455(4):3662–3673.
- Manchester, R. N., Fan, G., Lyne, A. G., Kaspi, V. M., and Crawford, F. (2006). Discovery of 14 Radio Pulsars in a Survey of the Magellanic Clouds. *apj*, 649(1):235–242.
- Manchester, R. N., Hobbs, G., Bailes, M., Coles, W. A., van Straten, W., Keith, M. J., Shannon, R. M., Bhat, N. D. R., Brown, A., Burke-Spolaor, S. G., Champion, D. J., Chaudhary, A., Edwards, R. T., Hampson, G., Hotan, A. W., Jameson, A., Jenet, F. A., Kesteven, M. J., Khoo, J., Kocz, J., Maciesiak, K., Osłowski, S., Ravi, V., Reynolds, J. R., Sarkissian, J. M., Verbiest, J. P. W., Wen, Z. L., Wilson, W. E., Yardley, D., Yan, W. M., and You, X. P. (2013). The Parkes Pulsar Timing Array Project. *pasa*, 30:e017.
- Manchester, R. N., Lyne, A. G., Camilo, F., Bell, J. F., Kaspi, V., D’Amico, N., McKay, N., Crawford, F., Stairs, I., Possenti, A., et al. (2001). The parkes multi-beam pulsar survey—i. observing and data analysis systems, discovery and timing of 100 pulsars. *Monthly Notices of the Royal Astronomical Society*, 328(1):17–35.
- Manchester, R. N., Lyne, A. G., Camilo, F., Bell, J. F., Kaspi, V. M., D’Amico, N., McKay, N. P. F., Crawford, F., Stairs, I. H., Possenti, A., Kramer, M., and Sheppard, D. C. (2001). The Parkes multi-beam pulsar survey - I. Observing and data analysis systems, discovery and timing of 100 pulsars. *mnras*, 328(1):17–35.
- Manchester, R. N., Lyne, A. G., D’Amico, N., Bailes, M., Johnston, S., Lorimer, D. R., Harrison, P. A., Nicastro, L., and Bell, J. F. (1996). The Parkes Southern Pulsar Survey. I. Observing and data analysis systems and initial results. *MNRAS*, 279(4):1235–1250.
- McLaughlin, M. A., Lyne, A. G., Lorimer, D. R., Kramer, M., Faulkner, A. J., Manchester, R. N., Cordes, J. M., Camilo, F., Possenti, A., Stairs, I. H., Hobbs, G., D’Amico, N., Burgay, M., and O’Brien, J. T. (2006). Transient radio bursts from rotating neutron stars. *Nature*, 439(7078):817–820.
- Osłowski, S., Shannon, R. M., Ravi, V., Kaczmarek, J. F., Zhang, S., Hobbs, G., Bailes, M., Russell, C. J., van Straten, W., James, C. W., Jameson, A., Mahony, E. K., Kumar, P., Andreoni, I., Bhat, N. D. R., Burke-Spolaor, S., Dai, S., Dempsey, J., Kerr, M., Manchester, R. N., Parthasarathy, A., Reardon, D., Sarkissian, J. M., Spiewak, R., Toomey, L., Wang, J.-B., Zhang, L., and Zhu, X.-J. (2019). Commensal discovery of four fast radio bursts during parkes pulsar timing array observations. *Monthly Notices of the Royal Astronomical Society*, 488(1):868–875.
- Pence, W. D., Chiappetti, L., Page, C. G., Shaw, R. A., and Stobie, E. (2010). Definition of the Flexible Image Transport System (FITS), version 3.0. *aap*, 524:A42.
- Porayko, N. K., Zhu, X., Levin, Y., Hui, L., Hobbs, G., Grudskaya, A., Postnov, K., Bailes, M., Bhat, N. D. R., Coles, W., Dai, S., Dempsey, J., Keith, M. J., Kerr, M., Kramer, M., Lasky, P. D., Manchester, R. N., Osłowski, S., Parthasarathy, A., Ravi, V., Reardon, D. J., Rosado, P. A., Russell, C. J., Shannon, R. M., Spiewak, R., van Straten, W., Toomey, L., Wang, J., Wen, L., and You, X. (2018). Parkes pulsar timing array constraints on ultralight scalar-field dark matter. *Physical Review D*, 98(10).
- Price, D. C., Staveley-Smith, L., Bailes, M., Carretti, E., Jameson, A., Jones, M. E., van Straten, W., and Schediwy, S. W. (2016). HIPSR: A Digital Signal Processor for the Parkes 21-cm Multibeam Receiver. *Journal of Astronomical Instrumentation*, 5(4):1641007.
- Price, D. C., Staveley-Smith, L., Bailes, M., Carretti, E., Jameson, A., Jones, M. E., van Straten, W., and Schediwy, S. W. (2016). Hipsr: A digital signal processor for the parkes 21-cm multibeam receiver. *Journal of Astronomical Instrumentation*, 05(04).
- Ransom, S. (2011). PRESTO: Pulsar Exploration and Search TOolkit. Astrophysics Source Code Library, record ascl:1107.017.
- Reardon, D. J., Bailes, M., Shannon, R. M., Flynn, C., Askew, J., Bhat, N. D. R., Chen, Z.-C., Curyło, M., Feng, Y., Hobbs, G. B., Kapur, A., Kerr, M., Liu, X., Manchester, R. N., Mandow, R., Mishra, S., Russell, C. J., Shamohammadi, M., Zhang, L., and Zic, A. (2024). The neutron star mass, distance, and inclination from precision timing of the brilliant millisecond pulsar j0437-4715. *The Astrophysical Journal Letters*, 971(1):L18.
- Reardon, D. J., Coles, W. A., Bailes, M., Bhat, N. D. R., Dai, S., Hobbs, G. B., Kerr, M., Manchester, R. N.,

- Oslowski, S., Parthasarathy, A., Russell, C. J., Shannon, R. M., Spiewak, R., Toomey, L., Tuntsov, A. V., van Straten, W., Walker, M. A., Wang, J., Zhang, L., and Zhu, X.-J. (2020). Precision orbital dynamics from interstellar scintillation arcs for psr j0437–4715. *The Astrophysical Journal*, 904(2):104.
- Reardon, D. J., Coles, W. A., Hobbs, G., Ord, S., Kerr, M., Bailes, M., Bhat, N. D. R., and Venkatraman Krishnan, V. (2019). Modelling annual and orbital variations in the scintillation of the relativistic binary psr j1141-6545. *Monthly Notices of the Royal Astronomical Society*, 485(3):4389–4403.
- Reardon, D. J., Hobbs, G., Coles, W., Levin, Y., Keith, M. J., Bailes, M., Bhat, N. D. R., Burke-Spolaor, S., Dai, S., Kerr, M., Lasky, P. D., Manchester, R. N., Oslowski, S., Ravi, V., Shannon, R. M., van Straten, W., Toomey, L., Wang, J., Wen, L., You, X. P., and Zhu, X.-J. (2015). Timing analysis for 20 millisecond pulsars in the parkes pulsar timing array. *Monthly Notices of the Royal Astronomical Society*, 455(2):1751–1769.
- Reardon, D. J., Shannon, R. M., Cameron, A. D., Goncharov, B., Hobbs, G. B., Middleton, H., Shamohammadi, M., Thyagarajan, N., Bailes, M., Bhat, N. D. R., Dai, S., Kerr, M., Manchester, R. N., Russell, C. J., Spiewak, R., Wang, J. B., and Zhu, X. J. (2021). The parkes pulsar timing array second data release: timing analysis. *Monthly Notices of the Royal Astronomical Society*, 507(2):2137–2153.
- Reardon, D. J., Zic, A., Shannon, R. M., Di Marco, V., Hobbs, G. B., Kapur, A., Lower, M. E., Mandow, R., Middleton, H., Miles, M. T., Rogers, A. F., Askew, J., Bailes, M., Bhat, N. D. R., Cameron, A., Kerr, M., Kulkarni, A., Manchester, R. N., Nathan, R. S., Russell, C. J., Oslowski, S., and Zhu, X.-J. (2023). The Gravitational-wave Background Null Hypothesis: Characterizing Noise in Millisecond Pulsar Arrival Times with the Parkes Pulsar Timing Array. *ApJ*, 951(1):L7.
- Sarkissian, J. M., Reynolds, J. E., Hobbs, G., and Harvey-Smith, L. (2017). One year of monitoring the vela pulsar using a phased array feed. *Publications of the Astronomical Society of Australia*, 34.
- Sengar, R., Bailes, M., Balakrishnan, V., Bernadich, M. C. i., Burgay, M., Barr, E. D., Flynn, C. M. L., Stevenson, R. S. S., and Wongpcheauxsorn, J. (2023). Discovery of 37 new pulsars through GPU-accelerated reprocessing of archival data of the Parkes multibeam pulsar survey. *MNRAS*, 522(1):1071–1090.
- Shannon, R. M., Johnston, S., and Manchester, R. N. (2013). The kinematics and orbital dynamics of the psr b1259-63/lis 2883 system from 23 yr of pulsar timing. *Monthly Notices of the Royal Astronomical Society*, 437(4):3255–3264.
- Sobey, C., Johnston, S., Dai, S., Kerr, M., Manchester, R. N., Oswald, L. S., Parthasarathy, A., Shannon, R. M., and Weltevrede, P. (2021). A polarization census of bright pulsars using the ultrawideband receiver on the parkes radio telescope. *Monthly Notices of the Royal Astronomical Society*, 504(1):228–247.
- Staveley-Smith, L., Wilson, W. E., Bird, T. S., Disney, M. J., Ekers, R. D., Freeman, K. C., Haynes, R. F., Sinclair, M. W., Vaile, R. A., Webster, R. L., and Wright, A. E. (1996). The Parkes 21 CM multibeam receiver. *PASA*, 13(3):243–248.
- Toomey, L., Hobbs, G., Price, D., Dawson, J., Wenger, T., Lagoy, D., Staveley-Smith, L., Green, J., Carretti, E., Hafner, A., Huynh, M., Kaczmarek, J., Mader, S., McIntyre, V., Reynolds, J., Robshaw, T., Sarkissian, J., Thompson, A., Tremblay, C., and Zic, A. (2024). Sdhdf: A new file format for spectral-domain radio astronomy data. *Astronomy and Computing*, 47:100804.
- van Straten, W. and Bailes, M. (2011). DSPSR: Digital Signal Processing Software for Pulsar Astronomy. *PASA*, 28(1):1–14.
- van Straten, W., Britton, M., Bailes, M., Anderson, S., and Kulkarni, S. (2000). Pulsar Applications of the Caltech Parkes Swinburne Baseband Processing System. In Kramer, M., Wex, N., and Wielebinski, R., editors, *IAU Colloq. 177: Pulsar Astronomy - 2000 and Beyond*, volume 202 of *Astronomical Society of the Pacific Conference Series*, page 283.
- Walker, K., Reardon, D. J., Thrane, E., and Smith, R. (2022). Orbital dynamics and extreme scattering event properties from long-term scintillation observations of psr j1603-7202. *The Astrophysical Journal*, 933(1):16.
- Wang, J. B., Coles, W. A., Hobbs, G., Shannon, R. M., Manchester, R. N., Kerr, M., Yuan, J. P., Wang, N., Bailes, M., Bhat, N. D. R., Dai, S., Dempsey, J., Keith, M. J., Lasky, P. D., Levin, Y., Oslowski, S., Ravi, V., Reardon, D. J., Rosado, P. A., Russell, C. J., Spiewak, R., van Straten, W., Toomey, L., Wen, L., You, X.-P., and Zhu, X.-J. (2017). Comparison of pulsar positions from timing and very long baseline astrometry. *Monthly Notices of the Royal Astronomical Society*, 469(1):425–434.
- Wang, Y., Uttarkar, P. A., Shannon, R. M., Lee, Y. W. J., Dobie, D., Wang, Z., Bannister, K. W., Caleb, M., Deller, A. T., Glowacki, M., Jahns-Schindler, J. N., Murphy, T., Anna-Thomas, R., Bhat, N. D. R., Deng, X., Gupta, V., Jaini, A., James, C. W., and Tuthill, J. (2025). The Discovery of a 41 s Radio Pulsar PSR J0311+1402 with ASKAP. *ApJ*, 982(2):L53.
- Weltevrede, P. and Johnston, S. (2008). Profile and polarization characteristics of energetic pulsars. *MNRAS*, 391(3):1210–1226.
- Wietfeldt, R., Baer, D., Cannon, W., Feil, G., Jakovina, R., Leone, P., Newby, P., and Tan, H. (1996). The s2 very long baseline interferometry tape recorder. *IEEE Transactions on Instrumentation and Measurement*,

- 45(6):923–929.
- Wolleben, M., Landecker, T. L., Carretti, E., Dickey, J. M., Fletcher, A., McClure-Griffiths, N. M., McConnell, D., Thomson, A. J. M., Hill, A. S., Gaensler, B. M., Han, J.-L., Haverkorn, M., Leahy, J. P., Reich, W., and Taylor, A. R. (2019). The global magneto-ionic medium survey: Polarimetry of the southern sky from 300 to 480 mhz. *The Astronomical Journal*, 158(1):44.
- Xia, W., Crawford, F., Hisano, S., Jespersen, T., Ficarra, M., Golden, M., and Gironde, M. (2025). Reprocessing of the Parkes 70 cm Survey and Discovery of a New Radio Pulsar in the Large Magellanic Cloud. *ApJ*, 991(1):6.
- Yang, X., Hobbs, G., Zhang, S. B., Zic, A., Toomey, L., Li, Y., Wang, J. S., Dai, S., and Wu, X. F. (2025). Searching for short-time-scale radio anomalies using non-linear dimensionality reduction techniques. *Monthly Notices of the Royal Astronomical Society*, 537(2):991–1000.
- Yong, S. Y., Hobbs, G., Huynh, M. T., Rolland, V., Petersson, L., Norris, R. P., Dai, S., Luo, R., and Zic, A. (2022). Sparkesx: Single-dish parkes data sets for finding the unexpected – a data challenge. *Monthly Notices of the Royal Astronomical Society*, 516(4):5832–5848.
- Zhang, L., Hobbs, G., Manchester, R. N., Li, D., Wang, P., Dai, S., Wang, J., Kaczmarek, J. F., Cameron, A. D., Toomey, L., Zhu, W., Zhi, Q., Miao, C., Yuan, M., Zhang, S., and Tao, Z. (2019). Wide Bandwidth Observations of Pulsars C, D, and J in 47 Tucanae. *apjl*, 885(2):L37.
- Zhang, L., Manchester, R. N., Cameron, A. D., Hobbs, G., Li, D., Dai, S., Zhi, Q., Zhu, Z., Wang, J., Toomey, L., Feng, Y., Wang, S., and Zhang, S. (2020). Wide-band Monitoring Observations of PSR J1803-3002A in the Globular Cluster NGC 6522. *ApJ*, 905(1):L8.
- Zhang, S. and Yang, X. (2024). Follow-up Observations of Apparently One-off Sources from the Parkes Telescope. *ApJ*, 974(2):248.
- Zhang, S.-B., Hobbs, G., Dai, S., Toomey, L., Staveley-Smith, L., Russell, C. J., and Wu, X.-F. (2019). A new fast radio burst in the data sets containing the lorimer burst. *Monthly Notices of the Royal Astronomical Society: Letters*, 484(1):L147–L150.
- Zhang, S.-B., Hobbs, G., Russell, C. J., Toomey, L., Dai, S., Dempsey, J., Manchester, R. N., Johnston, S., Staveley-Smith, L., Wu, X.-F., Li, D., Yang, Y.-Y., Wang, S.-Q., Qiu, H., Luo, R., Wang, C., Zhang, C., Zhang, L., and Mandow, R. (2020). Parkes transient events. i. database of single pulses, initial results, and missing fast radio bursts. *The Astrophysical Journal Supplement Series*, 249(1):14.
- Zhang, S. B., Wei, J. J., Yang, X., Dai, S., Wang, J. S., Toomey, L., Wang, S. Q., Hobbs, G., Wu, X. F., and Staveley-Smith, L. (2025). Searching for radio pulsars in old open clusters from the Parkes archive. *arXiv e-prints*, page arXiv:2506.19236.
- Zic, A., Hobbs, G., Dai, S., Luo, R., and Shang, L. (2023). Parkes observations for project p1119 semester 2021octs_04. <https://doi.org/10.25919/n9xa-rk72>.
- Zic, A., Hobbs, G., Shannon, R. M., Reardon, D., Goncharov, B., Bhat, N. D. R., Cameron, A., Dai, S., Dawson, J. R., Kerr, M., Manchester, R. N., Mandow, R., Marshman, T., Russell, C. J., Thyagarajan, N., and Zhu, X.-J. (2022). Evaluating the prevalence of spurious correlations in pulsar timing array data sets. *Monthly Notices of the Royal Astronomical Society*, 516(1):410–420.
- Zic, A., Reardon, D. J., Kapur, A., Hobbs, G., Mandow, R., Curyło, M., Shannon, R. M., Askew, J., Bailes, M., Bhat, N. D. R., Cameron, A., Chen, Z.-C., Dai, S., Di Marco, V., Feng, Y., Kerr, M., Kulkarni, A., Lower, M. E., Luo, R., Manchester, R. N., Miles, M. T., Nathan, R. S., Osłowski, S., Rogers, A. F., Russell, C. J., Sarkissian, J. M., Shamohammadi, M., Spiewak, R., Thyagarajan, N., Toomey, L., Wang, S., Zhang, L., Zhang, S., and Zhu, X.-J. (2023). The Parkes Pulsar Timing Array third data release. *PASA*, 40:e049.