

PromptTailor: Multi-turn Intent-Aligned Prompt Synthesis for Lightweight LLMs

Yizhou Xu and Janet Davis

Whitman College, Department of Computer Science
{xuy2, davisj}@whitman.edu

Abstract

Lightweight language models remain attractive for on-device and privacy-sensitive applications, but their responses are highly sensitive to prompt quality. For open-ended generation, non-expert users often lack the knowledge or time to consistently craft high-quality prompts, leading them to rely on prompt optimization tools. However, a key challenge is ensuring the optimized prompts genuinely align with users’ original intents and preferences. We introduce *PromptTailor*, a system for **controllable prompt generation for open-ended text that improves model output quality by intent-aligned prompt synthesis**. *PromptTailor* expands minimal user instructions into rich, domain-aware prompts while preserving the user’s stated preferences. The system is a quantized Llama3-8B model fine-tuned with a lightweight LoRA adapter on 12,300 prompt-refinement dialogues spanning 41 everyday domains, distilled from three stronger LLMs. The adapter attaches to any Llama3-8B base, enabling edge deployment. In human and LLM-judge evaluations across multiple target models and optimization baselines, *PromptTailor* yields higher preference rates than chain-of-thought prompting and matches or surpasses state-of-the-art prompt optimization methods while requiring fewer model calls (e.g., 3 vs. 9). These results show that a compact student, guided by powerful teachers, can learn effective prompt-generation strategies that enhance response quality while maintaining alignment with user intent.

1 Introduction

We have seen the superb performance of recent reasoning models like OpenAI o3 (Pfister and Jud, 2025). Those language models are capable of generating high-quality responses without requiring several iterations for prompt optimization. However, the lightweight language models are still useful due to their ability to run on mobile or personal

devices. For those models with less than 8B parameters and especially for quantized ones, the quality of the prompt still has a high impact on the response (Liu et al., 2023a). It might be difficult and time-consuming for non-expert users to self-design the prompt for the large language models (LLMs). Non-expert users often lack the experience or domain knowledge necessary to craft high-quality prompts and may instead rely on prompt optimization tools. However, existing prompt optimization strategies are sometimes difficult for general users to use or interpret. This also raises the question of whether the optimized prompts truly align with the users’ original intent and preferences.

In this paper, we introduce *PromptTailor*¹, an LLM-based prompt generation system that transforms user intents and preferences into enriched and elaborated prompts, while maintaining alignment with the original intent. The system is capable of generating elaborate prompts that most prior methods cannot produce, and these prompts are human-readable, making them user-friendly and easy to edit. Specifically, we fine-tuned a quantized 4-bit version of Llama3-8B (Grattafiori et al., 2024) using a novel synthetic dataset. To ensure the lightweight LLM acquires sufficient prompt generation and optimization capabilities, we leverage three efficient yet powerful LLMs to construct our synthetic dataset. This comprehensive dataset spans over 41 diverse domains, featuring detailed prompt generation and optimization dialogues across its 12,300 instances.

In our synthetic dataset formulation, we introduce a crucial mechanism: "**capabilities**." This mechanism ensures that the generated prompt remains intent-aligned while still providing the LLM with room to improvise during prompt generation. We instruct the LLM to gather capabilities infor-

¹Link for the accompanying generation prompts/templates: <https://github.com/riverside234/data-template>.

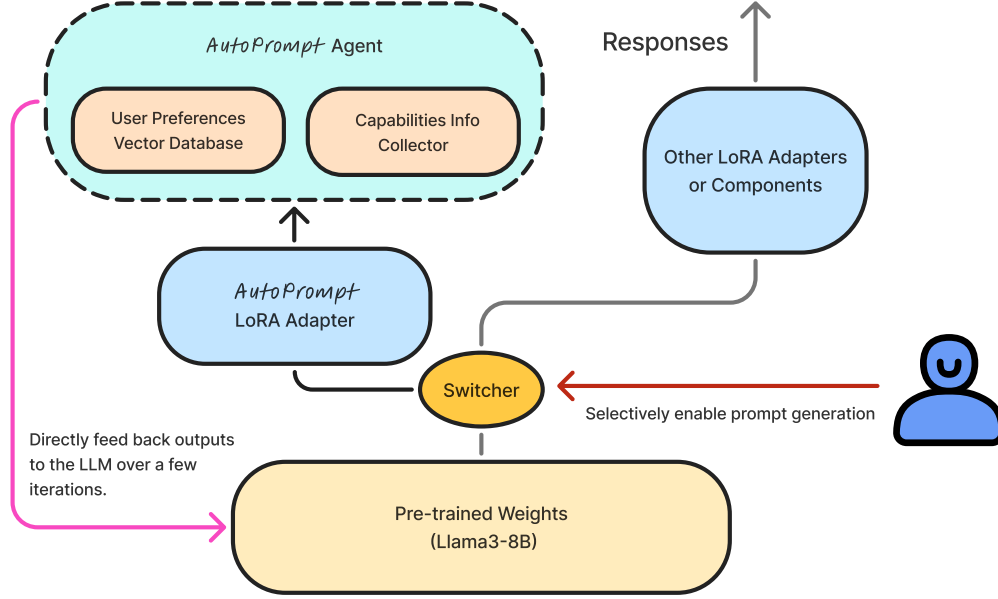


Figure 1: **An example of integrating *PromptTailor* into an existing Llama3-8B model.** While multiple integration strategies are possible, our proposed structure allows the user to choose whether to activate the prompt generation capability. The intermediate output is then fed directly back into the model to produce results. The *PromptTailor* operates as a separate LoRA adapter agent, ensuring that it does not impact other LoRA adapters or components within the model.

mation from two sources: (1) a list of capabilities deemed necessary to complete the task, and (2) capabilities explicitly mentioned in or inferred from the user’s original intent. In subsequent turns, the model is instructed to balance these derived capabilities during prompt optimization.

Since our *PromptTailor* is essentially based on a fine-tuned LoRA adapter, it can be seamlessly integrated into an existing LLM. This integration allows for easy usage by non-expert users and also preserves system efficiency. There are various methods for integrating our system. See Figure 1 for an example of the system structure. In our proposed structure, *PromptTailor* acts as a separate LoRA agent that does not affect the functionality of other components in the existing LLM. Users can selectively activate the agent when prompt generation capabilities are required. Our agent runs automatically for several turns to generate an optimized prompt. To further enhance generation quality, the agent system incorporates two additional components: a local user preference database and a custom-designed capabilities information collector (see Figure 2 for details).

For evaluation, we conduct both human and automated assessments to record performance improvements on Lightweight LLMs using different

prompting methods. For automated assessment, we designed an LLM-based evaluator that conducts pairwise comparisons on the quality of open-ended responses from LLMs. We provide three pieces of information during evaluation: (1) user original intent and preferences, (2) the response generated by the original user intent and preferences, and (3) the response generated by the LLM using a prompt produced by our *PromptTailor* (or another prompting method).

The LLM evaluator or human participants are asked to provide scores (1-10) based on two metrics: (1) how well the response aligns with the user’s original intent and preferences, and (2) overall response quality, including correctness, usefulness of information, and a well-structured style, etc. The two scores are averaged and compared with the other method. The method with the higher average score is considered the "winner" or "better." Our automated evaluation results indicated that our *PromptTailor* outperforms CoT prompting and is equivalent to recent prompt optimization techniques such as Evoke (Hu et al., 2023). However, our method is more efficient, requiring three model calls compared to Evoke’s nine calls.

Additionally, we assessed the effectiveness of prompts generated by *PromptTailor* across dif-

ferent LLMs, including those with capabilities stronger or weaker than our base model. The findings from both human and automated evaluation suggest that a more substantial improvement can be seen on weaker models, while a noticeable improvement can still be observed on stronger models.

2 Related Works

Recent approaches aim to improve LLM performance by guiding their behavior through structured prompting strategies. Multi-expert Prompting (Long et al., 2024) steers an LLM to simulate and aggregate several expert viewpoints, then selects the safest, most factual, and useful response. ExpertPrompting (Xu et al., 2023) auto-generates task-specific expert personas that steer LLMs to deliver more accurate, expert-level answers. The Evoke (Hu et al., 2023) reframes prompt engineering as a reviewer–author dialogue in which two instances of the same LLM iteratively critique and rewrite a prompt—and, aided by a selector that feeds only “hard” examples—converges on a refined instruction in just three cycles (nine API calls). However, some of these approaches assume the existence of a well-structured short prompt to optimize. In contrast, our approach generates and refines a prompt directly from user intent and preferences. In addition, we shrink the overall framework and system by distilling knowledge into a lightweight model that can run on edge devices.

Adapting an LLM to a specific domain or task commonly involves fine-tuning on in-domain data (Lu et al., 2024). We instead treat prompt refinement itself as a specialization mechanism. Because no public dataset for prompt generation and optimization exists, we leverage three powerful LLMs to synthesize training data. To assess the quality of the optimized prompts generated by our fine-tuned model, we build an LLM-based evaluator. Existing LLM-based evaluators such as GPTScore (Fu et al., 2024) repurposes GPT models as instruction-guided, training-free evaluators that flexibly score generated text on any user-specified criteria. CritiqueLLM (Ke et al., 2023) trains an open-source evaluator to generate both scalar scores and textual critiques using supervision distilled from GPT-4. The model achieves GPT-4-level alignment with human preferences while providing actionable feedback for response improvement. G-Eval (Liu et al., 2023b) couples GPT-4’s chain-of-thought reasoning with rubric-style form filling to score NLG

outputs in stronger alignment with human judgments. However, we noticed that absolute score assignments by LLMs can be arbitrary and less reliable when conducting cross-data comparisons. To address this, we use pairwise comparisons instead of absolute scoring to evaluate the quality of responses generated from optimized prompts.

3 Methods

3.1 Synthetic Data Generation

We built a synthetic dataset of high-quality prompt generation and optimization dialogues for fine-tuning. The dataset covers 41 diverse domains (see Appendix A.1), from legal advice and business inquiries to everyday tasks such as cooking. To keep the fine-tuned model from merely mimicking the style and strength of a single system, we utilized three distinct yet cost-efficient LLMs—GPT-4o-mini (OpenAI, 2024a), Claude 3 Haiku (Anthropic, 2024), and Grok-3-mini (xAI, 2025). We generated the majority of dialogues (8,200) using Grok-3-mini due to its superior performance, with the remaining instances contributed by the other two models, yielding a total of 12,300 dialogues.

In each dialogue, the LLM first simulates a user by generating a domain-specific intent and a set of preferences. We then use the LLM to generate and refine a prompt based on this intent and preference. To clearly identify the user’s goals, the LLM is instructed to elaborate on the purpose, context, and desired outcomes derived from the intent and preference. The model is later asked to strictly adhere to this information when generating and refining the prompt.

While testing our framework, we observed that directly generating prompts from user intent sometimes led to the LLM misinterpreting the term “prompt”. In some cases, the model generated “prompts” intended for academic reports or assignments, misaligning with the objective of eliciting specific LLM behavior. To address this, instead of generating a prompt directly, we instruct the LLM to first craft a plan for an LLM agent based on the user’s intent and preferences, and then generate a corresponding prompt for that agent.

A common challenge we identified is that while generated prompts should ideally align with user intent, prompts that perfectly align might not always be optimal for eliciting the best LLM response. To address this trade-off, we introduce “capabilities” as a crucial mechanism. This ensures that the gen-

erated prompt remains intent-aligned while still providing the LLM with room to improvise and optimize. For example, in the context of a financial report generator, a relevant capability might be "identifying and explaining market trends." We instruct the LLM to gather capability information from two distinct sources: (1) a list of capabilities deemed necessary to complete the task, and (2) capabilities explicitly mentioned in or inferred from the user’s original intent. This aggregated capability information is then passed to the subsequent turns, and we instruct the model to balance between the capabilities derived from these two sources when formulating its response.

Each dialogue in our dataset contains the following four turns (See Appendix A.2):

- **User Intent and Preference:** To ensure **generalization to real-world prompts**, we first generated realistic user intents designed to mimic typical user inputs (e.g., "I want to draft an overview of the safety precautions and travel advisories..."). To diversify the dataset, some intents were made more detailed, while others were intentionally underspecified. Detailed intents typically consist of a short paragraph with specific user directives, whereas underspecified ones are one or two sentences that provide only broad guidance. Additionally, extra user preference information related to the context—such as "the user prefers short, concise responses" or "the user enjoys cooking"—was generated and appended to the end.
- **Intent Understanding and Base Prompt Formulation:** In this stage, the LLM is instructed to perform the following steps: (1) **Intent and Preference Categorization:** Convert raw user intents and preferences into two distinct categories: "purpose" and "context." (2) **Desired Outcome Analysis:** Carefully analyze the desired outcome (or output) the user expects from the LLM agent. (3) **Capability Information Gathering:** *Explicit/Inferred Capabilities:* Extract any capabilities explicitly mentioned in or inferred from the user’s original intent; *Task-Required Capabilities:* Assess the type of LLM agent required for the user’s task, and identify its essential capabilities (4) **Agent Plan Generation:** Provide a short, high-level plan for the agent. (5) **Initial Prompt Generation:** Generate a simple, foundational prompt for the agent.
- **Prompt Optimization Suggestions:** In this stage, the LLM is instructed to first carefully review and briefly summarize the information passed from the previous turn, including the purpose, context, and desired outcome. Subsequently, the model rebalances the capability information from the last turn to generate an optimized list of capabilities. Finally, it produces five concrete suggestions for optimizing the original agent prompt: (1) define an appropriate role for the agent; (2) use precise, domain-specific terminology; (3) provide any necessary extra background context; (4) add missing details for completeness; and (5) specify the desired output format, length, and formatting.
- **Final Prompt Generation:** We asked the LLM to generate a optimized prompt based on the plan and suggestions they provided.

We conducted an additional data filtering step using Grok-3-mini to discard low-quality refined prompts, generating additional prompts to replace each discarded one. Finally, we randomly selected ten generated dialogues from each domain (41 domains) to form a test set of 410 dialogues, with the remaining dialogues serving as the training set. We will use this test set in subsequent experiments.

3.2 Model Fine-Tuning

We fine-tuned a quantized 4-bit version of Llama3-8B (Unsloth, 2024c) on our synthetic dataset. Quantization reduces the memory footprint, thereby enabling fine-tuning on a single NVIDIA A100 GPU and inference on resource-constrained devices.

Training Details Each dialogue is first converted into the Llama 3 chat format with the required special tokens. We employed the Hugging Face TRL SFTTrainer with LoRA (Low-Rank Adaptation) for parameter-efficient fine-tuning (Hu et al., 2022). Guided by prior work (Halfon et al., 2024) on Llama3-8B fine-tuning, we adopted a total batch size of 32 (8 per device, using $4\times$ gradient accumulation) and the 8-bit AdamW optimizer. We set the learning rate to 4×10^{-5} and used a constant_with_warmup scheduler, with a warmup ratio of 0.05. For LoRA, we used a rank of 32, $\alpha = 64$, and a dropout rate of 0.05.

To determine an appropriate stopping point, we ran some exploratory experiments for three epochs.

| Model | Response Comparison | 1 (First Better) | 2 (Second Better) | 0 (Same) |
|-----------|----------------------------|------------------|-------------------|----------|
| Llama3-8B | Original vs. CoT | 177 | 216 | 17 |
| Llama3-8B | Original vs. Expert | 170 | 225 | 15 |
| Llama3-8B | Original vs. Evoke(Llama3) | 145 | 253 | 12 |
| Llama3-8B | Original vs. Llama3(FT) | 141 | 248 | 21 |

Table 1: **Results of automated assessments, sample size 410.** This table compares responses from Llama3-8B generated using prompts from the original user intent versus various optimization methods. “Original” refers to the original user intents, “CoT” refers to CoT prompting, “Expert” refers to ExpertPrompting, “Evoke” refers to the Evoke prompting framework that uses Llama3-8B, and “Llama3(FT)” refers to using our fine-tuned *PromptTailor* model to optimize the prompt. Each cell shows the number of judgments favoring the response from the original prompt (1), the optimized prompt (2), or indicating no difference (0).

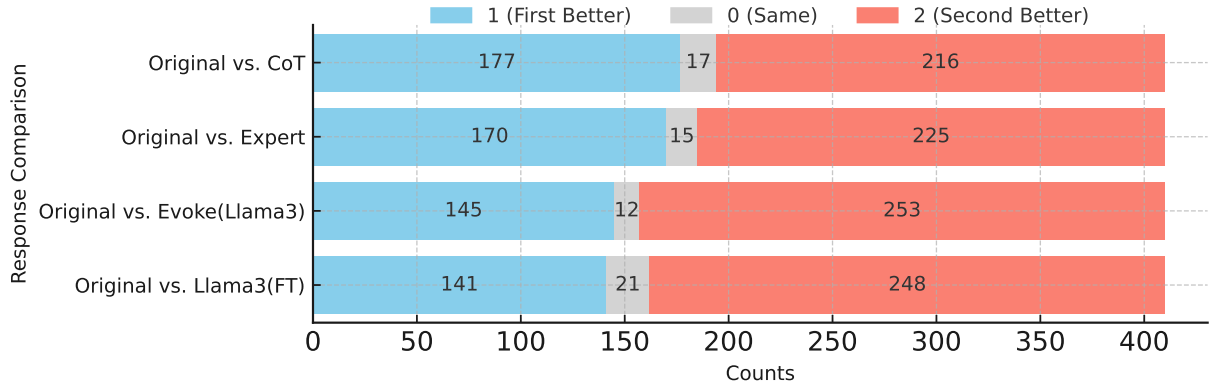


Figure 3: **The bar chart version of the table above.** Each cell shows the number of judgments favoring the response from the raw user intent and preference (1), the optimized prompt (2), or indicating no difference (0).

rather than relying on standardized benchmarks. We selected a reasoning model, OpenAI o1-mini (OpenAI, 2024b) as the backbone model for the evaluator, balancing cost and efficiency given the large volume of text to assess. The evaluation focuses on comparing responses generated from original user intents with those from optimized prompts across diverse methods and LLMs. However, score assignment by LLMs can be arbitrary and less reliable for cross-dataset comparisons. To address this, we use pairwise comparisons instead of absolute scoring to evaluate response quality.

To evaluate responses, our LLM-based system is provided with raw user intents and preferences along with two candidate responses. The evaluation scoring is based on two criteria: (1) the degree to which the response aligns with the original user intent, and (2) the overall quality of the response. The system first compares these responses by analyzing each and assigning two integer scores (1-10) based on these criteria. The two scores are then averaged and compared with those from the other method. To determine a winner, the LLM is instructed to return an integer: 0 (indicating equal quality), 1 (first response is better), or 2 (second

response is better), based on the assigned scores. This evaluation is repeated five times, and the final winner is selected based on the mode. In cases with multiple modes, the experiment runs for an additional round, although this rarely occurs.

Implementation details Our test set comprises 410 raw user intents and preferences. These are then fed into *PromptTailor*, which first analyzes user intents to suggest prompt components, and subsequently generates a complete prompt using a total of three model calls. We conduct pairwise comparisons to evaluate the responses of LLMs, considering prompts generated by both *PromptTailor* and other methods. In our experiments, external information sources, such as a local user preference database, were not included.

Baselines We compare *PromptTailor* with the following techniques and baselines: (1) **Original** refers to using the unmodified Llama3-8B model to transform raw user intents and preferences into a short prompt (a few sentences). This transformation is necessary because the raw intents may contain meta-text (e.g., “Show me a prompt...”) or preference information that influences the focus of

| Model | Response Comparison | 1 (First Better) | 2 (Second Better) | 0 (Same) |
|-------------------|--------------------------------|------------------|-------------------|----------|
| Llama3-8B | Original vs. Llama3(FT) | 141 | 248 | 21 |
| Gemma2-9B | Original vs. Llama3(FT) | 147 | 230 | 33 |
| Mistral-7B | Original vs. Llama3(FT) | 103 | 298 | 9 |
| Llama3-70B | Original vs. Llama3(FT) | 155 | 232 | 23 |

Table 2: **Results of automated assessments, sample size 410.** We conduct a comparative analysis of responses from four LLMs (all quantized versions), evaluating their performance when provided with the original user intent (Original) versus prompts optimized by our fine-tuned optimizer *PromptTailor*. “Original” refers to the original user intents and “Llama3(FT)” denotes using our fine-tuned Llama3 model (*PromptTailor*) to refine the prompt. Each cell shows judgments favoring the response from the original prompt (1), the optimized prompt (2), or same (0).

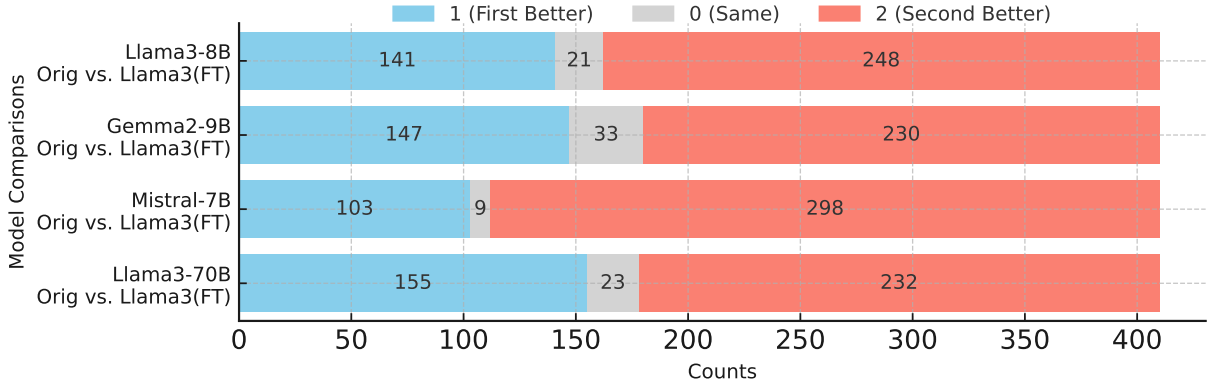


Figure 4: **The bar chart version of the table above.** Each cell shows the number of judgments favoring the response from the raw user intent and preference (1), the optimized prompt (2), or indicating no difference (0).

the response, such as “the user is interested in swimming.” (2) **CoT** (Wei et al., 2022) refers to chain-of-thought prompting. (3) **Expert** refers to Expert-Prompting (Xu et al., 2023), a method that steers LLMs to adopt specialized expert roles and coordinate those roles. (4) **Evoke (Llama3)** refers to applying the Evoke prompt refinement framework (Juneja et al., 2024) to edit the prompt. For a fair comparison, we replace the original GPT-4-based editor with the unmodified Llama3-8B model. The framework involves three rounds of editing, comprising a total of nine calls: three Author, three Reviewer, and three Selector steps.

The results of the pairwise comparisons between baselines and our *PromptTailor* are presented in Table 1 and Figure 3. Compared to CoT prompting, our fine-tuned model achieves superior performance, with 248 favorable outcomes. In terms of performance, Evoke is largely on par with our framework, showing comparable favorable outcomes against original prompts. However, *PromptTailor* distinguishes itself by requiring significantly fewer model calls—three compared to Evoke’s nine—making it a more efficient and preferable solution for edge device deployment.

Cross Model Comparisons We conduct a cross-model comparison, comparing responses generated by four distinct quantized LLMs (Unsloth, 2024a,b,d) using both raw user intents (transformed by the unmodified Llama3-8B) and optimized prompts produced by *PromptTailor*. As shown in Table 2 and Figure 4, smaller models such as a quantized 4-bit version of Mistral-7B benefit significantly from optimized prompts, with 298 favorable judgments for optimized prompts versus 103 for original ones. **Even with a much stronger target model—Llama-3 70B, whose base capability exceeds that of the 8B optimizer—prompt optimization remains beneficial.** The result demonstrates greater gains for weaker models, with some improvement also seen for stronger ones.

4.2 Analysis on the "Capabilities" Mechanism

To isolate the impact of our proposed "capabilities" mechanism, we conducted an ablation study. We compared two models fine-tuned on distinct versions of our synthetic dataset: (1) **"Without Cap"**, trained on an earlier version of the dataset lacking the capabilities framework, and (2) **"Cap"**, trained on the final dataset incorporating this mech-

| Model | Response Comparison | 1 (F. Better) | 2 (S. Better) | 0 (Same) |
|-----------|-------------------------------------|---------------|---------------|----------|
| Llama3-8B | "Without Cap" vs. "Cap" (Llama3-8B) | 171 | 212 | 27 |
| Llama3-8B | "Without Cap" vs. "Cap" (Gemma2-9B) | 152 | 218 | 40 |

Table 3: **Results of our ablation study, evaluated on responses from a base Llama3-8B model, sample size 410.** The prompts for this base model were generated by two separate, fine-tuned optimizers: one built on Llama3-8B and the other on Gemma2-9B. The table compares the effectiveness of each optimizer when trained "Cap" (our full method) versus "Without Cap" (without the capabilities mechanism). Each cell shows the number of judgments favoring the response from "Without Cap" (1), "Cap" (2), or indicating no difference (0).

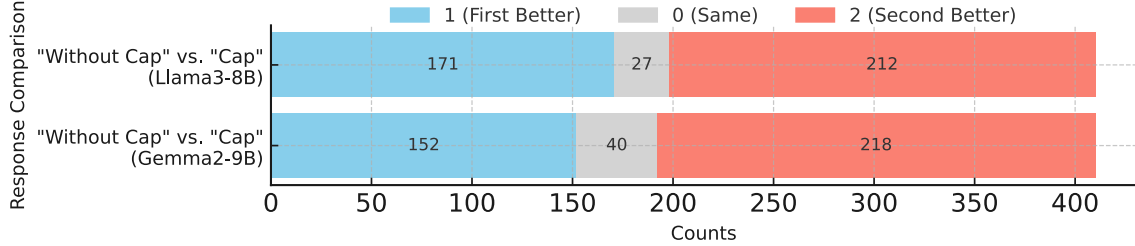


Figure 5: **The bar chart version of the table above.** Each cell shows the number of judgments favoring the response from "Without Cap" (1), "Cap" (2), or indicating no difference (0).

anism. During inference, the **"Cap"** model maintains context across its three optimization turns by selectively curating and structuring information from prior steps—a process we refer to as context window optimization (Figure 2). In contrast, the **"Without Cap"** model performs a direct three-turn optimization without this guidance. To ensure our findings generalize, we fine-tuned quantized 4-bit versions of Llama3-8B and Gemma2-9B to serve as two separate prompt optimizers. During the evaluation, prompts from each of these optimizers were fed to a base Llama3-8B model. We then used our LLM-as-a-Judge to evaluate the final responses generated by this base model. As shown in Table 3, for both the Llama3-8B and Gemma2-9B optimizers, prompts generated using the With-Cap method were generally preferred, confirming the efficacy of the capabilities mechanism.

4.3 Human Assessments

To complement our automated evaluation, we conducted a small human study with 10 participants. The results, detailed in Appendix A.4, generally align with the findings from our automated assessments. Participants showed a clear preference for responses generated from optimized prompts over those from the original, unrefined user intents. However, we observed some variance in participant sensitivity; while some evaluators identified significant nuances in response quality, others perceived the outputs as being broadly similar. A larger-scale

human evaluation to investigate these subtleties is left as future work.

5 Conclusion and Future Work

This paper introduces *PromptTailor*, an agent designed to automatically generate refined prompts that align with user intents and preferences. We fine-tuned a lightweight Llama3-8B model using synthetic data derived from three powerful large language models. This approach produces improved prompts, effectively bridging the knowledge gap for non-expert users. Our evaluation demonstrates *PromptTailor*'s advantages across various methods and settings, highlighting particularly strong improvements for weaker models. The findings show that a lightweight student model, guided by powerful teachers, can effectively improve the open-ended responses of other LLMs, even though the optimizer itself is considerably smaller.

Future work could explore non-linear synthetic data generation with a more complex, multi-component prompt generation structure. While our current dialogue flow structure is linear for convenient fine-tuning, training on a more complex dataset could benefit from utilizing a Mixture-of-Experts (MoE) LoRA framework. This framework would allow individual LoRA adapters to be trained on specific dialogue components and activated dynamically during inference.

Limitations

Because of our limited scope and budget, we did not use the most powerful model as the backbone of our evaluator, and we recruited only ten participants for the human assessments. Additionally, while our LLM-based evaluator performs reliable pairwise comparisons, it lacks the ability to quantify response superiority. A marginally better response is currently treated as an absolute win. Future work should combine binary pairwise judgments with continuous metrics—such as average score—to better capture response quality differentials. For our experiment, we only compared our method (*PromptTailor*) with a few other prompt optimization methods, such as CoT, ExpertPrompting, Evoke. However, most recent prompting methods only consider prompt optimization rather than generation tailored to user preferences, which increases the difficulty of direct comparison. We leave this as an open question for future work.

Ethical Considerations

Our human assessments were approved by the institution’s IRB. Each participant signed an informed-consent form and received a \$10 gift card as compensation. All participant information has been anonymized.

References

- Anthropic. 2024. The Claude 3 Model Family: Opus, Sonnet, Haiku. <https://www.anthropic.com/news/claude-3-family>. Accessed 22 June 2025.
- Jinlan Fu, See-Kiong Ng, Zhengbao Jiang, and Pengfei Liu. 2024. *Gptscore: Evaluate as you desire*. In *Proceedings of the 2024 Conference of the North American Chapter of the Association for Computational Linguistics: Human Language Technologies (NAACL-HLT)*, pages 6556–6576.
- Aaron Grattafiori, Abhimanyu Dubey, Abhinav Jauhri, Abhinav Pandey, Abhishek Kadian, Ahmad Al-Dahle, Aiesha Letman, Akhil Mathur, Alan Schelten, Alex Vaughan, et al. 2024. *The llama 3 herd of models*. *arXiv preprint arXiv:2407.21783*.
- Alon Halfon, Shai Gretz, Ofir Arviv, Artem Spector, Orith Toledo-Ronen, Yoav Katz, Liat Ein-Dor, Michal Shmueli-Scheuer, and Noam Slonim. 2024. Stay tuned: An empirical study of the impact of hyperparameters on Llm tuning in real-world applications. <https://arxiv.org/abs/2407.18990>. Accessed: 2025-05-14.
- Edward J. Hu, Yelong Shen, Phillip Wallis, Zeyuan Allen-Zhu, Yuanzhi Li, Shean Wang, Lu Wang, and Weizhu Chen. 2022. *Lora: Low-rank adaptation of large language models*. In *International Conference on Learning Representations (ICLR)*.
- Xinyu Hu, Pengfei Tang, Simiao Zuo, Zihan Wang, Bowen Song, Qiang Lou, Jian Jiao, and Denis Charles. 2023. *Evoke: Evoking critical thinking abilities in llms via reviewer–author prompt editing*. In *International Conference on Learning Representations (ICLR) 2024*. ICLR 2024 poster.
- Gurusha Juneja, Nagarajan Natarajan, Hua Li, Jian Jiao, and Amit Sharma. 2024. *Task facet learning: A structured approach to prompt optimization*. *arXiv preprint arXiv:2406.10504*.
- Linjun Ke, Boxin Li, Siyu Wang, Hanlin Zhang, Yisen Li, Yao Xie, and Diyi Yang. 2023. *Critiquellm: Generating better feedback for free-form responses with large language models*. In *Proceedings of the 2023 Conference on Empirical Methods in Natural Language Processing (EMNLP)*.
- Pengfei Liu, Weizhe Yuan, Jinlan Fu, Zhengbao Jiang, Hiroaki Hayashi, and Graham Neubig. 2023a. *Pre-train, prompt, and predict: A systematic survey of prompting methods in natural language processing*. *ACM Computing Surveys*, 55(9):1–35.
- Yang Liu, Dan Iter, Yichong Xu, Shuohang Wang, Ruochen Xu, and Chenguang Zhu. 2023b. *G-eval: Nlg evaluation using gpt-4 with better human alignment*. In *Proceedings of the 2023 Conference on Empirical Methods in Natural Language Processing*, pages 2511–2522, Singapore. Association for Computational Linguistics.
- Do Xuan Long, Duong Ngoc Yen, Anh Tuan Luu, Kenji Kawaguchi, Min-Yen Kan, and Nancy F. Chen. 2024. *Multi-expert prompting improves reliability, safety and usefulness of large language models*. In *Proceedings of the 2024 Conference on Empirical Methods in Natural Language Processing*, pages 20370–20401, Miami, Florida, USA. Association for Computational Linguistics.
- Wei Lu, Rachel K. Luu, and Markus J. Buehler. 2024. *Fine-tuning large language models for domain adaptation: Exploration of training strategies, scaling, model merging, and synergistic capabilities*. *arXiv preprint arXiv:2409.03444*.
- OpenAI. 2024a. GPT-4o mini: Advancing Cost-Efficient Intelligence. <https://openai.com/index/gpt-4o-mini>. Accessed 22 June 2025.
- OpenAI. 2024b. o1: A reasoning-optimized large language model. <https://platform.openai.com/docs/models/o1>. Released December 5, 2024; chain-of-thought reasoning.
- Rolf Pfister and Hansueli Jud. 2025. *Understanding and benchmarking artificial intelligence: Openai’s o3 is not agi*. *arXiv preprint arXiv:2501.07458*.

- Unsloth. 2024a. unsloth/gemma2-9b-instruct-bnb-4bit. <https://huggingface.co/unsloth/gemma-2-9b-it-bnb-4bit>. Accessed: 2025-05-14.
- Unsloth. 2024b. unsloth/llama-3-70b-instruct-bnb-4bit. <https://huggingface.co/unsloth/llama-3-70b-Instruct-bnb-4bit>. Accessed: 2025-05-14.
- Unsloth. 2024c. unsloth/llama-3-8b-instruct-bnb-4bit. <https://huggingface.co/unsloth/llama-3-8b-Instruct-bnb-4bit>. Accessed: 2025-05-14.
- Unsloth. 2024d. unsloth/mistral-7b-instruct-v0.3-bnb-4bit. <https://huggingface.co/unsloth/mistral-7b-instruct-v0.3-bnb-4bit>. Accessed: 2025-05-14.
- Jason Wei, Xuezhi Wang, Dale Schuurmans, Maarten Bosma, Fei Xia, Ed Chi, Quoc V Le, Denny Zhou, et al. 2022. Chain-of-thought prompting elicits reasoning in large language models. *Advances in neural information processing systems*, 35:24824–24837.
- xAI. 2025. Grok 3 Beta — The Age of Reasoning Agents. <https://x.ai/news/grok-3>. Accessed 22 June 2025.
- Benfeng Xu, An Yang, Junyang Lin, Quan Wang, Chang Zhou, Yongdong Zhang, and Zhendong Mao. 2023. *Expertprompting: Instructing large language models to be distinguished experts*. *arXiv preprint arXiv:2305.14688*.
9. Philosophy and Ethics – logic, moral frameworks, dilemmas
 10. Psychology and Behavioral Science – cognition, behavior, motivation
 11. Business Strategy and Leadership – org models, scaling, executive practice
 12. Career Coaching and Job Search – resumes, interviews, growth plans
 13. Health and Medicine – conditions, care models, health systems
 14. Software and Digital Transformation – development topics, IT modernization
 15. Environment and Sustainability – climate, conservation, stewardship
 16. Economics and Markets – theory, policy, market dynamics
 17. Law and Legal Literacy – rights, procedures, legal concepts
 18. Human Resources and People Ops – hiring, performance, culture
 19. Project and Program Management – planning, delivery, PMO
 20. Corporate Finance and Investing – valuation, portfolio theory
 21. Real Estate and Urban Development – property, zoning, city growth
 22. Travel and Tourism – itineraries, cultural etiquette, destinations
 23. Food and Culinary Arts – techniques, cuisines, menu ideas
 24. Fashion and Personal Style – aesthetics, wardrobe systems
 25. Creative Arts and Music Production – visual design, composition, recording
 26. Gaming and Interactive Media – mechanics, design, esports
 27. Relationships, Family and Parenting – communication, development, dynamics
 28. Personal Productivity and Time Management – workflows, habits, tools

A Appendix

A.1 Domains and Themes for the Dataset

1. Role-Play and Simulation – characters, worlds, scenarios
2. Marketing, Brand and Social Strategy – positioning, campaigns, community
3. Entertainment, Media and Pop Culture – industry trends, fandoms, critique
4. Politics and Public Policy – domestic governance, policy analysis
5. Sports and Athletics – rules, tactics, commentary
6. Education and Instructional Design – curricula, pedagogy, assessment
7. History and Historiography – events, sources, methods
8. Science Communication – explainers for lay audiences

29. Home, DIY and Gardening – projects, materials, horticulture
30. Pet Care and Animal Behavior – training, enrichment, health basics
31. Automotive and Mobility – vehicles, maintenance, transport tech
32. Fitness and Nutrition – training programs, diet planning, performance
33. Mental Health and Wellbeing – coping skills, mindfulness, supports
34. Spirituality and Comparative Religion – beliefs, practices, traditions
35. Social and Cultural Studies – institutions, norms, anthropology
36. International Relations and Geopolitics – states, alliances, strategy
37. Journalism and Media Literacy – reporting, verification, bias detection
38. Communication, Persuasion and Rhetoric – argumentation, framing, style
39. Artificial Intelligence and Data Science – models, analytics, insights
40. Innovation and Design Thinking – discovery, prototyping, iteration
41. Entrepreneurship and Startups – idea validation, traction, funding

A.2 Synthetic Data Example

- **User intent and preference:** I need to draft a comprehensive report summarizing the quarterly financial performance for the last fiscal quarter. The report should highlight key revenue streams, expenditures, and profit margins. Please include a section on market trends impacting our sales and provide actionable recommendations for improving profitability in the next quarter. I prefer a concise, data-driven response and wants the report to be easily digestible for executive leadership.
- **Intent Detection and Prompt Generation:**

```
{
  "purpose": "To draft a comprehensive report summarizing quarterly financial performance, highlighting revenue, expenditures, and profit margins, including market trends and actionable recommendations for profitability improvement.",
  "context": "The report is for executive leadership, needs to be concise and data-driven, and covers the last fiscal quarter.",
  "desired_outcome": "A well-structured, concise financial report that includes specific financial metrics, analysis of market trends, and practical recommendations, easily understandable by executives.",
  "capability_information": {
    "explicit_inferred_capabilities": [
      "Summarizing quarterly financial performance",
      "Highlighting key revenue streams",
      "Highlighting expenditures",
      "Highlighting profit margins",
      "Including a section on market trends impacting sales",
      "Providing actionable recommendations for improving profitability",
      "Generating concise responses",
      "Generating data-driven responses",
      "Creating easily digestible content for executive leadership"
    ],
    "task_required_capabilities": [
      "Understanding financial terminology and concepts",
      "Synthesizing quantitative data into clear summaries",
      "Identifying and explaining relevant market trends",
      "Formulating strategic, actionable recommendations",
      "Structuring a formal report",
      "Adhering to specific formatting and length constraints"
    ]
  }
}
```

```

    },
    "agent_plan": "The agent will first process financial data (assumed to be provided or accessible), then structure the report into sections for financial metrics, market trends, and recommendations. It will ensure the report is concise, data-driven, and tailored for executive readability.",
    "initial_prompt": "Generate a concise financial report for executive leadership summarizing last quarter's performance. Include revenue, expenditures, profit margins, market trends, and recommendations for improving profitability."
}

```

• Prompt Optimization Suggestions:

```

{
  "summary": {
    "purpose": "To draft a comprehensive report summarizing quarterly financial performance, highlighting revenue, expenditures, and profit margins, including market trends and actionable recommendations for profitability improvement.",
    "context": "The report is for executive leadership, needs to be concise and data-driven, and covers the last fiscal quarter.",
    "desired_outcome": "A well-structured, concise financial report that includes specific financial metrics, analysis of market trends, and practical recommendations, easily understandable by executives."
  },
  "optimized_capabilities": [
    "Synthesizing and summarizing complex financial data (revenue, expenditures, profit margins)",
    "Understanding and applying relevant financial terminology and concepts",
    "Analyzing and explaining significant industry-specific market trends and their impact on financial performance",
    "Formulating strategic, actionable recommendations for improving profitability",

```

```

    "Structuring professional, concise, and data-driven reports tailored for executive audiences",
    "Adhering to specified output format, length, and formatting requirements"
  ],
  "plan_prompt_improvement": "The goal is to transform the simple prompt into a highly effective instruction set that guides the LLM agent to produce a superior financial report. This involves clearly defining the agent's role, ensuring precise terminology is used, providing essential background, adding any missing details, and strictly specifying the output format and length, while balancing intent alignment with optimal LLM performance through refined capabilities.",
  "optimization_suggestions": [
    {
      "suggestion_number": 1,
      "title": "Define an appropriate role for the agent",
      "description": "Clearly establish the LLM's persona, such as 'You are a seasoned Financial Analyst and Report Generator.' This sets expectations for the tone, depth, and expertise required for the report."
    },
    {
      "suggestion_number": 2,
      "title": "Use precise, domain-specific terminology",
      "description": "Enhance clarity by incorporating specific financial terms like 'net profit margin,' 'operational expenditures,' or 'revenue streams' and clearly defining periods such as 'fiscal quarter (Q1 2025)' to ensure accuracy and professionalism."
    },
    {
      "suggestion_number": 3,
      "title": "Provide any necessary extra background context",
      "description": "Emphasize the report's audience and strategic purpose,

```

```

        for example, 'This
        report is critical for
        executive leadership to
        inform strategic
        decision-making and
        quarterly planning.'"
    },
    {
        "suggestion_number": 4,
        "title": "Add missing
        details for completeness
        ",
        "description": "Specify any
        assumptions about data
        availability (e.g., '
        Assume financial data
        for Q1 2025 will be
        provided in a structured
        format') or what
        specific elements to
        include in 'market
        trends' (e.g., 'Identify
        supply chain
        disruptions or shifts in
        consumer demand')."
    },
    {
        "suggestion_number": 5,
        "title": "Specify the
        desired output format,
        length, and formatting",
        "description": "Clearly
        state structural
        requirements like '
        Present the report in
        markdown with distinct
        sections and subheadings
        , ' 'Limit the total
        length to approximately
        750-1000 words,' and '
        Ensure all numerical
        data is presented in a
        clear, summarized table
        format where appropriate
        .'"
    }
]
}

```

• Optimized prompt:

```

{
    "optimized_prompt": "You are a
    **seasoned Financial Analyst
    and Report Generator**,
    highly adept at **
    synthesizing complex
    financial data**, **
    analyzing market trends**,
    and **formulating strategic,
    actionable recommendations
    **. Your core mission is to
    create a **comprehensive,
    concise, and data-driven
    quarterly financial
    performance report** for **
    executive leadership**,
    providing clear insights to

```

```

inform critical strategic
decision-making.\n\nFor the
**last fiscal quarter (Q1
2025)**, prepare a report
that thoroughly summarizes
key financial metrics,
including **revenue streams,
operational and capital
expenditures, and net profit
margins**. Present these
figures with utmost clarity,
preferably within a **
summary table** or under
distinct, well-labeled
headings to ensure immediate
readability for executives
.\n\nCrucially, identify and
explain any **significant
industry-specific market
trends** that impacted our
sales and overall financial
performance during this
period. Your analysis should
highlight both positive and
negative influences.\n\n
Finally, based on your
comprehensive financial and
market analysis, provide **
concrete, actionable
recommendations** aimed at
improving profitability and
optimizing financial
performance for the **next
fiscal quarter (Q2 2025)**.
Ensure these recommendations
are pragmatic and
demonstrate clear potential
for impact.\n\n**Output
Requirements:**\n* **Format:
** The report must be
presented in **markdown
format**, utilizing **clear,
descriptive headings and
subheadings** (e.g., `#
Financial Performance
Overview`, `## Revenue
Analysis`, `### Key Trends`)
. Use **bullet points** for
lists and recommendations to
enhance readability.\n* **
Length:** Aim for a report
approximately **750-1000
words** in length, balancing
detail with executive-level
conciseness.\n* **Tone:**
Maintain a **professional,
analytical, and objective
tone** throughout, suitable
for high-level corporate
review.\n* **Data Handling:
** Assume the necessary raw
financial data for Q1 2025
will be provided to you
separately. Your focus
should be entirely on **
analysis, interpretation,
and recommendation
generation**. **Do not
fabricate or 'hallucinate'
specific financial figures

```



```

        if they are not explicitly
        given; use placeholders or
        descriptive language instead
        if specific numbers are not
        available.**"
    }

```

A.3 Automated Assessments Detail

Evaluation examples:

- **Task:** Draft an overview of the safety precautions and travel advisories for solo female travelers in Southeast Asia, with specific country recommendations.

- **Response 1:**

Solo Female Travel in Southeast Asia: Safety Precautions and Travel Advisories**

Southeast Asia is a popular destination for solo female travelers, offering a unique blend of culture, history, and adventure. However, as with any travel destination, it's essential to take necessary safety precautions and stay informed about local conditions. Here's an overview of safety precautions and travel advisories for solo female travelers in Southeast Asia, along with specific country recommendations.

****General Safety Precautions:****

1. ****Research, research, research**:** Before traveling to any new destination, research the local culture, customs, and laws to avoid unintentionally offending anyone.
2. ****Be mindful of your surroundings**:** Pay attention to your environment, especially at night, and avoid walking alone in dimly lit or deserted areas.
3. ****Keep valuables secure**:** Lock your luggage, keep your passport and important documents safe, and avoid carrying large amounts of cash.
4. ****Trust your instincts**:** If you feel uncomfortable or unsafe, trust your instincts and avoid the situation.
5. ****Stay in touch with friends and family**:** Keep your loved ones informed about your itinerary and expected return times.
6. ****Learn basic phrases in the local language**:** Knowing basic phrases like hello, thank you, and help can go a long way

in communicating with locals.

7. ****Respect local customs**:** Dress modestly, remove your shoes when entering temples or homes, and avoid public displays of affection.

****Country-Specific Safety Precautions and Travel Advisories:****

1. ****Thailand**:** Thailand is generally a safe country for solo female travelers, but take necessary precautions in crowded areas and night markets. Avoid traveling alone at night, and be mindful of your belongings.
2. ****Vietnam**:** Vietnam is a popular destination for solo travelers, but petty theft and scams are common. Keep your valuables secure, and avoid giving money to beggars or street performers.
3. ****Cambodia**:** Cambodia is a developing country with limited infrastructure. Be prepared for dusty roads, poor sanitation, and occasional power outages. Avoid traveling alone at night, and be respectful of local customs.
4. ****Laos**:** Laos is a laid-back country with a relaxed atmosphere. However, be prepared for limited healthcare facilities and occasional power outages. Avoid traveling alone at night, and be respectful of local customs.
5. ****Indonesia**:** Indonesia is a vast and diverse country with many tourist attractions. However, be prepared for occasional earthquakes, volcanic eruptions, and terrorist attacks. Avoid traveling alone at night, and be respectful of local customs.
6. ****Malaysia**:** Malaysia is a multicultural country with a mix of Malay, Chinese, and Indian influences. However, be prepared for occasional flooding and traffic congestion. Avoid traveling alone at night, and be respectful of local customs.
7. ****Philippines**:** The Philippines is a beautiful country with stunning beaches and vibrant culture. However, be prepared for occasional typhoons, flooding, and terrorist attacks. Avoid traveling alone at night, and be respectful of local customs.

****Specific Country Recommendations:****

1. ****Thailand**:** Chiang Mai, Bangkok,

and Phuket are popular destinations for solo female travelers. Take a cooking class, visit the temples, and enjoy the night markets.

2. **Vietnam**: Hanoi, Ho Chi Minh City, and Hoi An are must-visit destinations. Try the local cuisine, visit the ancient city of Hoi An, and take a motorbike tour.

3. **Cambodia**: Siem Reap and Angkor Wat are a must-visit for any traveler. Take a guided tour of the temples, and visit the bustling markets.

4. **Laos**: Luang Prabang and Vientiane are charming towns with a relaxed atmosphere. Take a boat trip along the Mekong River, and visit the ancient temples.

5. **Indonesia**: Bali and Yogyakarta are popular destinations for solo female travelers. Take a yoga class, visit the temples, and enjoy the beautiful beaches.

6. **Malaysia**: Kuala Lumpur and Penang are vibrant cities with a mix of Malay, Chinese, and Indian influences. Try the local cuisine, visit the Petronas Twin Towers, and take a stroll along the beach.

7. **Philippines**: Boracay and Palawan are stunning destinations with beautiful beaches and crystal-clear waters. Take a snorkeling or diving trip, visit the Chocolate Hills, and enjoy the local cuisine.

Conclusion:

Southeast Asia is a wonderful destination for solo female travelers, offering a unique blend of culture, history, and adventure. By taking necessary safety precautions and staying informed about local conditions, you can have a safe and enjoyable trip. Remember to research, be mindful of your surroundings, and respect local customs. With the right preparation and attitude, you can have a fantastic time exploring this beautiful region.

• **Response 2:**

Comprehensive Travel Guide for Solo Female Travelers in Southeast Asia

As a solo female traveler, Southeast Asia is an exciting and rewarding destination. With its rich cultural heritage, beautiful landscapes, and vibrant cities, it's no wonder

why this region is a popular choice for travelers. However, solo female travelers may face unique challenges and concerns while traveling in Southeast Asia, including safety risks, cultural differences, and language barriers. In this comprehensive travel guide, we will provide you with the information and advice you need to stay safe, navigate cultural differences, and have a memorable and enjoyable trip to Southeast Asia.

Country-Specific Information and Recommendations

This guide covers at least 5 countries in Southeast Asia, including Indonesia, Thailand, Vietnam, Malaysia, and the Philippines. Each country has its unique culture, customs, and challenges, and we will provide you with country-specific information and recommendations to help you navigate each destination safely and confidently.

Indonesia

* **Safety Precautions:** Indonesia is generally a safe country, but petty theft and scams are common in tourist areas. Be mindful of your belongings, and avoid carrying large amounts of cash.

* **Travel Advisories:** The US Department of State advises travelers to exercise increased caution in Indonesia due to terrorism, crime, and natural disasters.

* **Country-Specific Recommendations:**

+ Visit the ancient temples of Borobudur and Prambanan in Yogyakarta.

+ Explore the vibrant city of Jakarta and its many markets and shopping centers.

+ Take a boat trip to the Gili Islands for snorkeling and diving.

Thailand

* **Safety Precautions:** Thailand is generally a safe country, but be mindful of your belongings and avoid traveling alone at night.

* **Travel Advisories:** The US Department of State advises travelers to exercise increased caution in Thailand due to terrorism, crime, and civil unrest.

* **Country-Specific Recommendations:**

- + Visit the bustling streets of Bangkok and its many markets and shopping centers.
- + Explore the ancient city of Chiang Mai and its many temples and cultural attractions.
- + Take a boat trip to the islands of Koh Samui and Koh Phangan for snorkeling and diving.

****Vietnam****

- * **Safety Precautions:** Vietnam is generally a safe country, but be mindful of your belongings and avoid traveling alone at night.
- * **Travel Advisories:** The US Department of State advises travelers to exercise increased caution in Vietnam due to terrorism, crime, and civil unrest.
- * **Country-Specific Recommendations:**
 - + Visit the ancient city of Hoi An and its many temples and cultural attractions.
 - + Explore the vibrant city of Ho Chi Minh City and its many markets and shopping centers.
 - + Take a boat trip to Ha Long Bay for snorkeling and diving.

****Malaysia****

- * **Safety Precautions:** Malaysia is generally a safe country, but be mindful of your belongings and avoid traveling alone at night.
- * **Travel Advisories:** The US Department of State advises travelers to exercise increased caution in Malaysia due to terrorism, crime, and civil unrest.
- * **Country-Specific Recommendations:**
 - + Visit the vibrant city of Kuala Lumpur and its many markets and shopping centers.
 - + Explore the ancient city of Malacca and its many temples and cultural attractions.
 - + Take a boat trip to the islands of Langkawi and Penang for snorkeling and diving.

****Philippines****

- * **Safety Precautions:** The Philippines is generally a safe country, but be mindful of your belongings and avoid traveling alone at night.
- * **Travel Advisories:** The US Department of State advises travelers to exercise increased caution in the Philippines due to terrorism, crime, and natural disasters.

*** Country-Specific Recommendations:**

- + Visit the ancient city of Intramuros in Manila and its many cultural attractions.
- + Explore the vibrant city of Cebu and its many markets and shopping centers.
- + Take a boat trip to the islands of Palawan and Bohol for snorkeling and diving.

****Practical Tips and Recommendations****

- * **Accommodation:** Consider staying in guesthouses or hostels, which are often cheaper and more social than hotels.
- * **Transportation:** Use local transportation such as buses, taxis, and motorbikes, which are often cheaper and more convenient than renting a car.
- * **Food:** Try local street food and markets, which are often cheaper and more authentic than restaurants.
- * **Cultural Norms:** Be respectful of local customs and traditions, and avoid public displays of affection.

****Safety Precautions and Travel Advisories****

- * Petty theft and scams are common in tourist areas, so be mindful of your belongings and avoid carrying large amounts of cash.
- * Avoid traveling alone at night, and use reputable taxi services or ride-sharing apps.
- * Check local weather forecasts and natural disaster warnings before traveling.
- * Register with your government's travel advisory service, such as the US Department of State's Smart Traveler Enrollment Program (STEP), to receive important safety and security updates about your destination.

****Conclusion****

Southeast Asia is a wonderful destination for solo female travelers, with its rich cultural heritage, beautiful landscapes, and vibrant cities. However, solo female travelers may face unique challenges and concerns while traveling in Southeast Asia, including safety risks, cultural differences, and language barriers. In this comprehensive travel guide, we have provided you with country-specific

information and recommendations to help you navigate each destination safely and confidently. Remember to always exercise increased caution, be mindful of your belongings, and respect local customs and traditions. Happy travels!

A.4 Human Assessments

For the human evaluation, we randomly selected 8 original user prompts from the test set. We recruited 10 participants from our campus community, mostly undergraduate students. Each participant used a web interface to compare responses side-by-side. Participants were divided into two groups, with each group assigned to compare either original vs Llama3-8B or original vs Mistral-7B. Participants were instructed to select the better response or indicate if the responses were of equal quality. During the assessment, participants needed to consider two metrics: 1) Alignment with User Intent: how well the response aligns with user intents and correctly meets user needs. 2) Response Quality: this includes the usefulness of information, style, correctness, and so on. Participants were asked to record a score for each metric (on a scale of 1-10) and then average these scores. The response with a higher average score was designated the "better," or "same" if the scores were identical.

The aggregated results are shown in Table 4. We observed greater variation among individual human assessments: while some participants preferred the responses generated from the optimized prompt, others found the responses similar. However, the aggregated results in Table 4 generally align with the automated assessment, although they show a greater preference for 0 ("same").

A.5 Human Assessments Web Interface

See Figure 6 for screenshots of the web interface.

| Model | Response Comparison | 1 (First Better) | 2 (Second Better) | 0 (Same) |
|------------|-------------------------|------------------|-------------------|----------|
| Llama3-8B | Original vs. Llama3(FT) | 12 | 22 | 6 |
| Mistral-7B | Original vs. Llama3(FT) | 5 | 26 | 9 |

Table 4: **Results of human assessments, sample size 40.** We are comparing responses from Llama3-8B and Mistral-7B when given the original user intents versus the optimized prompt. “Original” refers to the original user prompt and “Llama3(FT)” denotes using our fine-tuned Llama3 model (*PromptTailor*) to revise the prompt.

Compose a list of ten nutritious snacks that are easy to prepare and suitable for someone on a busy schedule.

Response 1

Here are ten nutritious snack options that are easy to prepare and perfect for someone with a busy schedule:

- **Fresh Fruit and Nuts**:** Combine your favorite fruits (e.g., apples, bananas, grapes) with a handful of nuts (e.g., almonds, walnuts, cashews) for a quick and satisfying snack.
- **Energy Balls**:** Mix rolled oats, peanut butter, honey, and chocolate chips to create bite-sized energy balls that can be made in advance and stored in an airtight container.
- **Yogurt Parfait**:** Layer Greek yogurt, fresh berries, and granola for a protein-packed snack that's easy to prepare and can be customized with your favorite toppings.
- **Hard-Boiled Eggs**:** Boil a dozen eggs on the weekend and keep them in the fridge for a quick protein-rich snack throughout the week.
- **Trail Mix**:** Mix nuts, seeds, and dried fruits for a healthy and portable snack that's easy to prepare in bulk.
- **Avocado Toast**:** Toast whole grain bread, mash an avocado, and sprinkle with salt and pepper for a nutritious and filling snack.
- **Hummus and Veggies**:** Dip store-bought or homemade in antioxidants.
- **Air-Popped Popcorn**:** Pop a bag of popcorn and season with herbs and spices for a healthy and fun snack that's easy to prepare and can be customized with your favorite toppings.

These snacks are not only delicious but also packed with nutrients, making them perfect for busy individuals who need a quick energy boost to get through their day.

Response 2

Based on the revised prompt, I've generated a list of ten nutritious snack ideas that meet the specified criteria. Here is the list:

- **Fresh Fruit and Nut Butter Wrap**:** Spread almond butter on a gluten-free tortilla, add sliced banana, and roll up. A sweet and satisfying snack that's ready in under 5 minutes. (\$1.50 per serving)
- **Roasted Chickpeas**:** Toss canned chickpeas with olive oil, salt, and your choice of spices. Roast in the oven for 10 minutes and season with lemon juice. A crunchy, savory snack that's high in protein. (\$0.50 per serving)
- **Homemade Trail Mix**:** Mix together rolled oats, nuts, seeds, and dried fruit for a customizable snack that's gluten-free and vegan. Prepare in bulk and portion out for a quick grab-and-go. (\$1.25 per serving)
- **Avocado Toast**:** Toast gluten-free bread, mash avocado, and sprinkle with salt and pepper. Add a squeeze of lemon juice for extra flavor. A creamy, nutritious snack that's ready in under 5 minutes. (\$1.75 per serving)
- **Cinnamon Apple Slices**:** Dip apple slices in a mixture of cinnamon and water for a sweet and crunchy snack. Prepare in bulk and store in an airtight container. (\$1.25 per serving)
- **Banana Oat Bites**:** Mix mashed banana with rolled oats and nut butter. Roll into bite-sized balls and refrigerate until firm. A no-bake, gluten-free snack that's high in fiber. (\$1.00 per serving)
- **Hummus and Veggie Sticks**:** Dip carrot, celery, and cucumber sticks in a store-bought or homemade hummus. A creamy, protein-rich snack that's ready in under 5 minutes. (\$1.50 per serving)
- **Dark Chocolate-Dipped Apricots**:** Dip dried apricots in melted dark chocolate for a sweet and indulgent snack. Prepare in bulk and store in an airtight container. (\$2.00 per serving)

Each snack idea meets the requirements of being easy to prepare, gluten-free, vegan, and dairy-free, while also being under \$5 per serving and using common pantry staples. The list includes a mix of sweet and savory options, prioritizes snacks that can be prepared in under 10 minutes, and avoids snacks that require specialized equipment or ingredients.

☒ Response 1
☐ Response 2
☐ Same

Submit

Figure 6: Screenshots of our web interface.