

Multidimensional Rubric-oriented Reward Model Learning via Geometric Projection Reference Constraints

Yongnan Jin*, Xurui Li*,[†] Feng Cao, Liucun Gao[†], Juanjuan Yao[†]
Shanghai Mingpin Medical Data Technology Co., Ltd., China

Abstract

The integration of large language models (LLMs) into medical practice offers transformative potential, yet their real-world clinical applicability remains constrained by critical alignment issues: (1) a misalignment between static evaluation benchmarks and the dynamic cognitive demands of clinical practice, (2) challenges in adapting to continuously evolving, multi-source medical standards, and (3) the limited capacity of conventional reward models to reflect nuanced, multi-dimensional medical quality criteria. To overcome these limitations, we introduce MR-RML (Multidimensional Rubric-oriented Reward Model Learning) with GPRC (Geometric Projection Reference Constraints)-a novel alignment framework that structured medical standards into a multi-perspective matrix to guide both data generation and model optimization. Our approach introduces three key innovations: (1) a medical standard system that embeds domain-specific guidelines throughout the training pipeline; (2) an independent multi-dimensional reward model that decomposes evaluation criteria, transitioning from rule-based or LLM-based scoring to internalized reward modeling for better evaluation performance; and (3) geometric projection reference constraints that translate clinical cognitive logic into mathematical regularization, aligning scoring gradients with clinical reasoning and facilitating training with synthetically generated data. Extensive evaluations on the authoritative medical benchmark Healthbench demonstrate that our method significantly boosts the performance of the base Qwen-32B model, with improvements of 45% on the full subset and 85% on the hard subset. It achieves state-of-the-art results among open-source LLMs, scoring 62.7 (full) and 44.7 (hard), while also surpassing the majority of closed-source models.

Keywords: Medical Large Language Models; Multi-Dimensional Alignment; Rubric-oriented Reward Model Learning.

1 Introduction

The application of large language models in the medical field has gradually expanded from basic disease QA to complex scenarios such as auxiliary diagnosis, medication recommendations, and chronic disease management (Liu et al., 2025b; Zhang and Song, 2024; Liévin et al., 2024). However, the error rate of models in real medical environments remains unacceptably high. The fundamental cause lies in three inherent flaws of the traditional training paradigm in medical scenarios, which severely restrict the medical utility and trustworthiness of medical LLMs:

- **Misalignment Between Evaluation and Medical Cognition.** Static evaluation systems fail to match the dynamic cognitive needs of medical scenarios. Medical cognitive priorities vary

* These authors contributed equally to this work.

[†] Corresponding authors.

significantly, for example, emergency scenarios require prioritizing emergency level judgment and timeliness of risk prompting, while chronic disease management focuses on completeness of follow-up recommendations and guidance for patient adherence. Existing evaluation benchmarks mostly adopt fixed weight assignment models, failing to reflect these differences. Meanwhile, evaluation dimensions are overly simplified: mainstream benchmarks such as MedQA (Roy et al., 2024) use multiple-choice questions to assess medical fact memorization, but cannot cover medical-critical requirements like compliance, communication quality, and reasoning logic. Although HealthBench (Arora et al., 2025) advances scenario-based evaluation, it only provides datasets without evaluation-training closed-loop, limiting its ability to guide model optimization or generalize to specific industry standards.

- **Bottlenecks in Medical Standard Adaption for LLMs.** Medical standards are characterized by dynamic updates, and multi-source heterogeneity-different regions, scenarios, and departments have exclusive medical guidelines, with ethical norms revised annually. Existing solutions struggle to balance adaptability and cost efficiency. Extending Reinforcement Learning with Verifiable Rewards (RLVR) (Su et al., 2025) to real-world tasks is challenging, as evaluation relies on nuanced multi-criteria judgments rather than binary correctness. Recent works have extended RLVR beyond strictly verifiable domains by using structured rubrics as reward signals for multi-dimensional/subjective tasks. (Huang et al., 2025) constructs a large-scale rubric library but lacks deep integration with authoritative medical standards, and its rule-based scoring has low reusability. RaR (Gunjal et al., 2025) framework implements multi-dimensional evaluation via LLM-generated instance-specific rubrics, but suffers from high real-time scoring costs, task-dependent standards, and over-reliance on LLM-as-Judge (Jang and Silavong, 2025; Son et al., 2024) during Reinforcement Learning (RL). A common shortcoming is the absence of an independently trained reward model, leading to inconsistent evaluation, poor generalization, or excessive training costs.
- **Dilemmas in Multi-Dimensional Reward Model Training.** Traditional Reward Model Learning (RML) (Nika et al., 2024) face three insurmountable limitations in medicine: extremely high annotation costs requiring senior experts, single-scalar output lacking dimension decomposition (failing regulatory and trust requirements), and absence of mathematical constraints (resulting in irrational scoring gradients and weak generalization). Existing loss functions optimize only a few dimensions, unable to adapt to the multi-orthogonal requirements of medical accuracy, safety, and ethical compliance, while ignoring semantic space geometric relationships between samples.

To address these flaws, we propose the MR-RML (Multidimensional Rubric-oriented Reward Model Learning) via GPRC (Geometric Projection Reference Constraints), which reconstructs the alignment pathway of medical LLMs with three core innovations:

- **End-to-end standard alignment innovation:** A scenario-dimension collaborative calibration matrix integrates medical cognitive axis standards into data generation and model training for SFT, RML and RL, resolving the disconnection between evaluation and standard-aligned training.
- **Reinforcement learning scoring paradigm innovation:** Medical standard knowledge is internalized into a multi-dimensional reward model, enabling refined decomposition and controllable optimization of evaluation dimensions. This shifts the RLVR or real-time rubric-level scoring for RL to "multi-dimensional internalized reward modeling", improving professionalism, consistency, and generalization at lower labor-costs.
- **Reward model innovation:** From "single scalar aggregated reward" to "geometric projection reference-constrained reward", medical cognitive logic is transformed into mathematical constraints. Sample references and geometric projection consistency ensure scoring gradients align with medical thinking, reducing reliance on high-quality samples and enabling training with large-scale synthetic data.

This study aims to provide a "medical cognition-oriented, standard-extensible, and cost-controllable" development solution for medical LLMs, promoting medical AI from technically feasible to medically trustworthy. Extensive evaluations on the authoritative medical benchmark Healthbench demonstrate that our method delivers significant improvements against base LLM model and achieve the SOTA performance, as well as surpassing the majority of closed-source models.³

³<https://www.modelscope.cn/models/dazhuanjia/Shanzhi-M1>

2 Related Work

2.1 Paradigm Evolution of Medical LLM Evaluation and Alignment

Medical LLM evaluation has evolved from "knowledge assessment" to "capability evaluation" and "scenario adaptation," but core limitations persist. Early methods (e.g. MedQA) (Roy et al., 2024) focus on medical factual knowledge via multiple-choice questions. They are easy to quantify but fail to evaluate medical-critical capabilities like reasoning, communication, and compliance, leading to a disconnect from real needs. Subsequent benchmarks (HealthBench) (Arora et al., 2025) introduce scenario-based tasks with refined evaluation rules. However, they lack a "evaluation-training" closed-loop, limiting generalization across scenarios and dimensions. Reinforcement Learning with Verifiable Rewards (RLVR) shows potential in medical alignment, while extending it to real-world tasks is challenging, as evaluation relies on nuanced multi-criteria judgments rather than binary correctness. Recent structured rubric systems address multi-dimensional evaluation by rule-based or LLM-based rubric-level on-training scoring, which is either static or high-cost: (1) Rubicon-preview (Huang et al., 2025): A rubric library with tens of thousands of standards, extending verifiable reward RL to open domains. Limitations include general-task-oriented dimensions, poor rule reusability, and reliance on pre-defined rules (inconsistent evaluation). (2) RaR (Gunjal et al., 2025) implements evaluation using instance-specific rubrics generated by LLMs, transforming rubrics from mere evaluation tools into reward mechanisms and bridging the gap between verifiable rewards and preference ranking. This LLM-as-Judge approach is also adopted in (Ye et al., 2025; Xie et al., 2025; Jacob Dineen et al.), with additional rubrics learning processes, etc. However, they have several core limitations: first, rubric generation depends on real-time LLM-based scoring, which is costly and lacks sufficient compliance depth for medical scenarios; second, rubric standards are tightly coupled with specific tasks, necessitating re-generation when new evaluation dimensions are added; third, it over-relies on LLM-as-Judge during reinforcement learning training, leading to extremely high training costs and imposing strict requirements on both the consistency of the scoring LLM and the quality of training data standards.

Our method MR-RML offers three advantages: medical cognitive axes aligned with authoritative medical standards, an independent multi-dimensional reward model (reducing costs and improving consistency), and geometric reference constraints enabling a synthetic data-driven "evaluation-training" closed-loop.

2.2 Adaptation Challenges of Reward Models in Vertical Domains

As core alignment components, reward models are mature in general domains but face three challenges in medicine: professionalism, interpretability, and annotation cost. (Zhong et al., 2025; Li et al., 2025; Ji et al., 2025; Wu, 2025; Zang et al., 2025)

- Professionalism: Medical evaluation involves orthogonal dimensions (accuracy, safety, compliance, empathy) with dynamic scenario-specific weights, but traditional RMs output single scalars.
- Interpretability: Medical applications require decision transparency, but traditional "black-box" RMs provide no detailed explanation for overall scores.
- Cost: High-quality medical preference data requires expert annotation; even RLAIIF faces data quality and compliance issues.

Mainstream RMs are mismatched with medical needs. Skywork-Reward series (Liu et al., 2024, 2025a) uses Bradley-Terry ranking loss and large-scale preference pairs, but single-dimensional ranking cannot capture medical multi-dimensionality, and high-quality samples are hard to obtain. POLAR (Dou et al.) reconstructs RMs as "policy difference measurers," but suffers from single-dimensional evaluation, weak correlation between policy distance and medical quality, and high reference trajectory costs.

To address these limitations, MR-RML proposes multi-medical cognitive axis geometric constraint loss, achieving adaptation via "dimension decomposition + logical constraints". Compared to existing solutions, MR-RML's medical cognitive axes align with medical standards, the independent reward model balances consistency and cost, and full-link closed-loop solves generalization issues.

3 Methodology

3.1 Construction of the 3D Medical Standard System: Dimensions-Scenarios-Disciplines

A "Dimensions-Scenarios-Disciplines" 3D medical standard system is constructed to establish a systematic, quantifiable medical quality benchmark, guiding subsequent data generation and model training.

3.1.1 Definition of Core Variables

- L is the number of core dimensions for medical evaluation. Aligned with domain experts and authoritative standards (e.g., *Information Content Quality*, *User Intent Recognition and Triage* and *Clinical Assessment and Diagnostic Reasoning*), etc. l_i is the number of operational sub-dimensions contained in the i -th core dimension. (e.g., under the dimension of *Information Content Quality*, the sub-dimensions could be *Information Accuracy and Credibility*, *Scenario Application Completeness*, *User Service Completeness*, *Scenario Application Relevance* and *User Service Relevance*), etc. The total number of sub-dimensions across all core dimensions is $\sum_{i=1}^L l_i$.
- M is the number of medical scenario categories, defined based on clinical practice and user needs. Examples of scenarios include: *Chronic Disease Consultation in Internal Medicine*, *Common Disease Consultation in Pediatrics*, *Postoperative Follow-up in Surgery*, *Emergency Triage Guidance*, and *Rare Disease Basic Science Popularization*, etc.
- N is the number of medical discipline fields, covering core clinical disciplines. Examples of disciplines include: *General Practice*, *Internal Medicine*, *Surgery*, *Pediatrics*, *Pharmacy*, *Nursing*, and *Emergency Medicine*, etc.

3.1.2 Construction of the 3D Correlation Matrix

A 3D matrix $\text{Mat}(L \times M \times N)$ is built with " L core dimensions" as rows, " M scenarios" as columns, and " N disciplines" as layers.

3.2 Training Data Construction

Based on $\text{Mat}(L \times M \times N)$, structured training data is generated in 5 steps, covering questions, multi-dimensional standards, and multi-quality answers.

3.2.1 Generation of Question Set Q

- Objective: Generate $Q = \{q_1, q_2, \dots, q_K\}$ covering $\text{Mat}(L \times M \times N)$, with K determined by scenario complexity.
- Process: Traverse $\text{Mat}(L \times M \times N)$; for each (i, j, k) , guide an LLM to generate questions via a prompt template. Example: "Based on $\{\{N_k\}\}$ discipline knowledge and for $\{\{M_j\}\}$ scenario, design a question that requires evaluating the $\{\{L_{i,x}\}\}$ sub-dimension (e.g., medication dosage accuracy) under dimension L_i , with sub-dimension compliance verifiable solely from the answer text".

3.2.2 Generation of Multi-Dimensional Standards R_q for Question q

For each $q \in Q$, generate the rubric set $R_q = \{R_{q,1}, R_{q,2}, \dots, R_{q,L}\}$ via an LLM (e.g. Qwen). Here $R_{q,i}$ is the standard set from all sub-dimensions for the i -th core dimension: $R_{q,i} = \{r_{q,i,1}, r_{q,i,2}, \dots, r_{q,i,l_i}\}$, each rubric is verifiable and quantitatively clear. Example: For $q = \text{"Can a 3-year-old child (in Children scenario) take compound cold medicine while taking acetaminophen (in Medical discipline)?"}$, a rubric for "drug-drug interaction sub-dimension" could be "Must clearly indicate the overlapping acetaminophen risk in compound cold medicine and dose accumulation-induced liver damage."

3.2.3 Generation of Multi-Quality Answers

Generation and Scoring for QA Pairs. For each $q \in Q$, generate Z answers of varying quality: $A_q = \{a_q^1, a_q^2, \dots, a_q^Z\}$. The sample quality is determined as:

- Poor Answer: Manually perturbed to violate one or more core sub-dimension standards (e.g., omitting drug interaction risks, incorrect doses).
- Medium Answers: Generated by a general medical LLM, meeting a middle threshold of R_q sub-dimension standards (e.g., mentioning risks without explaining mechanisms).
- Good Answers: Generated by an LLM with authoritative guidelines, meeting a high threshold of R_q sub-dimension standards.

For each $qa_q^k = (q, a_q^k)$ ($k = 1 \sim Z$), multi-dimensional scoring is performed via LLM, outputting an L -dimensional score vector:

- Scoring Process: Input q , a_q^k , and R_q into a strong LLM judge such as GPT4. Score each $R_{q,i}$ sub-dimension on a 1-5 scale (1: Fully non-compliant, 5: Fully compliant), yielding $S_{q,i,k} = \{s_{q,i,1,k}, \dots, s_{q,i,l_i,k}\}$.
- Core Dimension Score Aggregation: $S_{q,i,k} = \sum_{x=1}^{l_i} (w_{q,i,x} \times s_{q,i,x,k})$, where $w_{q,i,x}$ is the sub-dimension weight under i_{th} core dimension, default to 1.
- Final Score Vector: $S_q^k = [S_{q,1,k}, S_{q,2,k}, \dots, S_{q,L,k}]$.

3.2.4 Collection of Sample Set

For each q and i_{th} core dimension, select three candidate samples from A_q :

- Good Sample $ab_{i,q}$: answer with $S_{q,i,k} = \operatorname{argmax}_{k \in \{1 \sim Z\}} S_{q,i,k}$.
- Poor Sample $aw_{i,q}$: answer with $S_{q,i,k} = \operatorname{argmin}_{k \in \{1 \sim Z\}} S_{q,i,k}$.
- Medium Sample $ar_{i,q}$: random answer with $S_{q,i,k} \in (\operatorname{argmin}_{k \in \{1 \sim Z\}} S_{q,i,k}, \operatorname{argmax}_{k \in \{1 \sim Z\}} S_{q,i,k})$.
- Final Sample Set: $DS_q = \{(ab_{1,q}, ar_{1,q}, aw_{1,q}), (ab_{2,q}, ar_{2,q}, aw_{2,q}), \dots, (ab_{L,q}, ar_{L,q}, aw_{L,q})\}$.

3.3 SFT Cold-Start Training

Supervised fine-tuning is performed on the base model using "full-dimensional optimal samples" to achieve initial alignment with medical knowledge and standards.

Construction of the SFT Dataset with full-dimensional best sample selection: For each q and a_q^k , calculate total score from all dimensions $S_q^k = \sum_{i=1}^L S_{q,i,k}$, and select the a_q^k with highest S_q^k as best answer a_q^{best} for this question q , forming the SFT Dataset \mathcal{D}_{SFT} . The training objective of SFT adopts standard language modeling loss. SFT enables the model to learn medical QA professional expressions, medical logic, and safety requirements, laying the groundwork for RL. Experiments show significant improvements in basic medical knowledge accuracy and safety compared to the base model.

3.4 Reward Model Training

3.4.1 Construction of Training Samples.

We construct each training sample in DS_q as a 5-tuple $T_{i,q} = (q, ab_{i,q}, ar_{i,q}, aw_{i,q}, Desc_i)$, forming sample set: $T = \{T_{i,q} \mid q \in Q, i \in [1, L]\}$. Here $Desc_i$ is the official description of the i_{th} dimension (e.g., $Desc_3 = \text{"Evaluate answer accuracy and safety in medication dosage, indications, and interactions, complying with medical standards"}$). A unified multi-dimensional reward model is trained with geometric constraints, inputting $T_{i,q}$ and outputting the i_{th} dimension score (see Fig. 1).

3.4.2 Model Architecture and Training Process

(1) Input Representation Encoding A shared Transformer-based encoder $\phi(\cdot)$ encodes each element into vector:

- Question-answer vectors: $\vec{ob} = \phi(q \oplus ab_{i,q}) \in \mathbb{R}^d$, $\vec{or} = \phi(q \oplus ar_{i,q}) \in \mathbb{R}^d$, $\vec{ow} = \phi(q \oplus aw_{i,q}) \in \mathbb{R}^d$, where \oplus denotes concatenation. Subscript \vec{ob} , \vec{or} and \vec{ow} represent better, reference and worse samples, respectively.

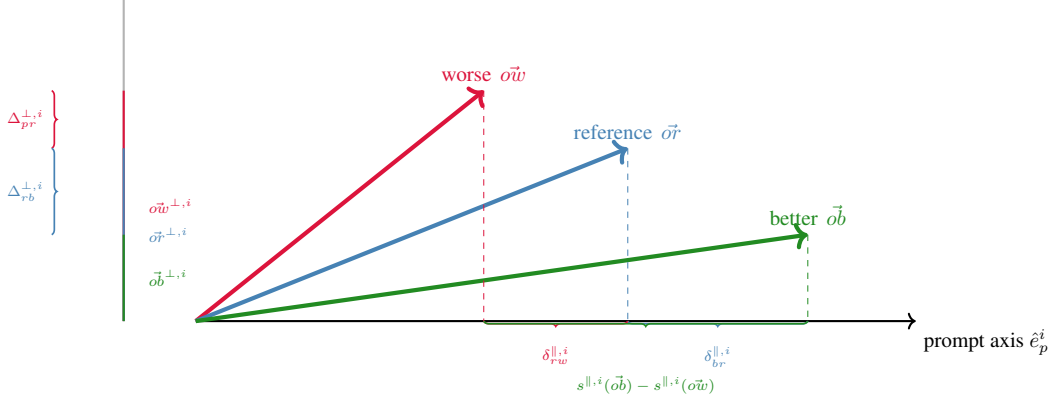


Figure 1: Geometric constraint visualization for reward modeling.

- Prompt-anchor vector: $\vec{o}\vec{p}^i = \phi(q \oplus \text{Desc}_i) \in \mathbb{R}^d$, used as the task-dimension axis for projections and ratio consistency in dimension i .

We use $\vec{o}\vec{p}^i, \vec{o}\vec{w}, \vec{o}\vec{r}, \vec{o}\vec{b}$ as the embeddings for axis-aligned and perpendicular computations relative to the prompt-anchored task-dimension axis.

(2) Prompt-anchored Polar Decomposition We construct a polar coordinate system with the prompt as axis. Let $\vec{o}\vec{p}^i, \vec{o}\vec{w}, \vec{o}\vec{r}, \vec{o}\vec{b}$ denote last-token embeddings of prompt (dimension- i axis), worse, reference and better. Define the axis unit $\hat{e}_p^i = \frac{\vec{o}\vec{p}^i}{\|\vec{o}\vec{p}^i\| + \varepsilon}$, where $\varepsilon > 0$. For any sample vector $\vec{o} \in \mathbb{R}^d$, we decompose it into the axis-aligned scalar projection and the perpendicular component. This polar view makes the training objective geometrically complete: the axis-aligned term $o^{\parallel,i}$ encodes alignment along the task dimension (ensuring worse < reference < better on the prompt axis), while the perpendicular term $\|\vec{o}^{\perp,i}\|$ encodes off-axis deviation (ensuring better/reference are less off-topic than worse). Optimizing both eliminates the unrecognized degree of freedom that appears when only one term is used.

$$\begin{aligned} o^{\parallel,i} &= \vec{o} \cdot \hat{e}_p^i, \\ \vec{o}^{\perp,i} &= \vec{o} - o^{\parallel,i} \hat{e}_p^i \end{aligned}$$

Here \hat{e}_p^i is the unit prompt axis for dimension i ; $o^{\parallel,i}$ is the scalar projection of \vec{o} onto the axis; $\vec{o}^{\perp,i}$ is the component orthogonal to the axis; and axis deviation is measured by $\|\vec{o}^{\perp,i}\|$. This yields axis similarity via $o^{\parallel,i}$ and axis deviation via $\|\vec{o}^{\perp,i}\|$, jointly determining each sample’s polar placement relative to the prompt.

(3) Axis Similarity Ranking We encode the semantic ordering worse < reference < better along the prompt axis using pairwise logistic (Bradley–Terry style) ranking on scalar projections:

$$\delta_{br}^{\parallel,i} = \vec{o}\vec{b} \cdot \hat{e}_p^i - \vec{o}\vec{r} \cdot \hat{e}_p^i, \quad \delta_{rw}^{\parallel,i} = \vec{o}\vec{r} \cdot \hat{e}_p^i - \vec{o}\vec{w} \cdot \hat{e}_p^i,$$

Here $\delta_{br}^{\parallel,i}$ and $\delta_{rw}^{\parallel,i}$ denote axis-margin differences between the pairs (better, reference) and (reference, worse) in dimension i .

$$L_{\parallel}^i = -\log \sigma(\delta_{br}^{\parallel,i}) - \log \sigma(\delta_{rw}^{\parallel,i}).$$

Here $\sigma(\cdot)$ is the logistic function and L_{\parallel}^i is the axis-similarity ranking loss for dimension i .

(4) Perpendicular Deviation Ranking We simultaneously enforce decreasing deviation from the axis: worse > reference > better in $\|\vec{o}^{\perp,i}\|$. Define

$$\Delta_{wr}^{\perp,i} = \|\vec{o}\vec{w}^{\perp,i}\| - \|\vec{o}\vec{r}^{\perp,i}\|, \quad \Delta_{rb}^{\perp,i} = \|\vec{o}\vec{r}^{\perp,i}\| - \|\vec{o}\vec{b}^{\perp,i}\|,$$

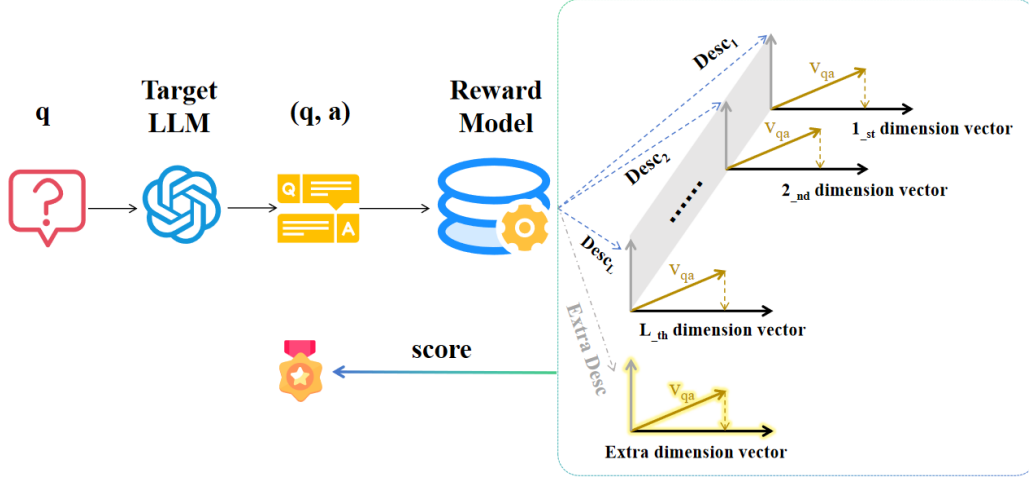


Figure 2: Scoring with a unified reward model from multidimensions during reinforcement learning.

Here $\Delta_{wr}^{\perp,i}$ and $\Delta_{rb}^{\perp,i}$ denote the margins in perpendicular deviation between (worse, reference) and (reference, better) in dimension i .

$$L_{\perp}^i = -\log \sigma(\Delta_{wr}^{\perp,i}) - \log \sigma(\Delta_{rb}^{\perp,i}).$$

Here L_{\perp}^i is the perpendicular-deviation ranking loss for dimension i . This ranking encourages reference/better to align closer to the prompt axis than worse.

(5) Total Objective The final objective balances axis similarity and deviation control:

$$\mathcal{L}_{\text{RM}}^i = \alpha L_{\parallel}^i + (1 - \alpha) L_{\perp}^i, \quad \alpha \in (0, 1).$$

Here \mathcal{L}_{RM} is the total objective and α balances axis similarity and deviation control. The prompt-anchored polar view separates “along-axis semantics” from “off-axis deviation”, yielding interpretable gradients and robust geometry. Stability is ensured by saturating $-\log \sigma(\cdot)$ on large margins and unit-axis normalization and ε safeguards in norms.

3.5 Reinforcement Learning

Our framework can be adapted to various reinforcement learning methods, such as GRPO (adopted in this paper) (Shao et al., 2024) or DAPO (Yu et al., 2025), with scores from reward model trained via MR-RML as reward signals to optimize the SFT-enhanced model.

Online Data Generation. For each $q \in Q$, the SFT-enhanced model (Policy₀) generates G online answers, forming $\text{QA}_{\text{online},q} = \{(q, a_q^{1,\text{on}}), \dots, (q, a_q^{G,\text{on}})\}$.

Reward Model Scoring and Overall Score Calculation. As shown in Figure 2, for each $(q, a_q^{g,\text{on}})$ in $\text{QA}_{\text{online},q}$, given input $[q, a_q^{g,\text{on}}, \text{Desc}_i]$ into RM for each L_i , yielding dimension score s_i^g , and aggregate them into a overall score $S_{\text{on}}^g = \sum_{i=1}^L s_i^g$.

4 Experiments

To rigorously validate the effectiveness of the proposed MR-RML paradigm in enhancing the clinical usability and generalization of medical large language models (LLMs), we conduct comprehensive evaluations on HealthBench—a gold-standard healthcare benchmark. Our experiments are designed around three core objectives: (1) measuring overall performance against state-of-the-art models, (2) assessing robustness on high-complexity tasks, and (3) verifying the paradigm’s advantages in clinical scenario alignment and deployment efficiency. All evaluation processes strictly follow those

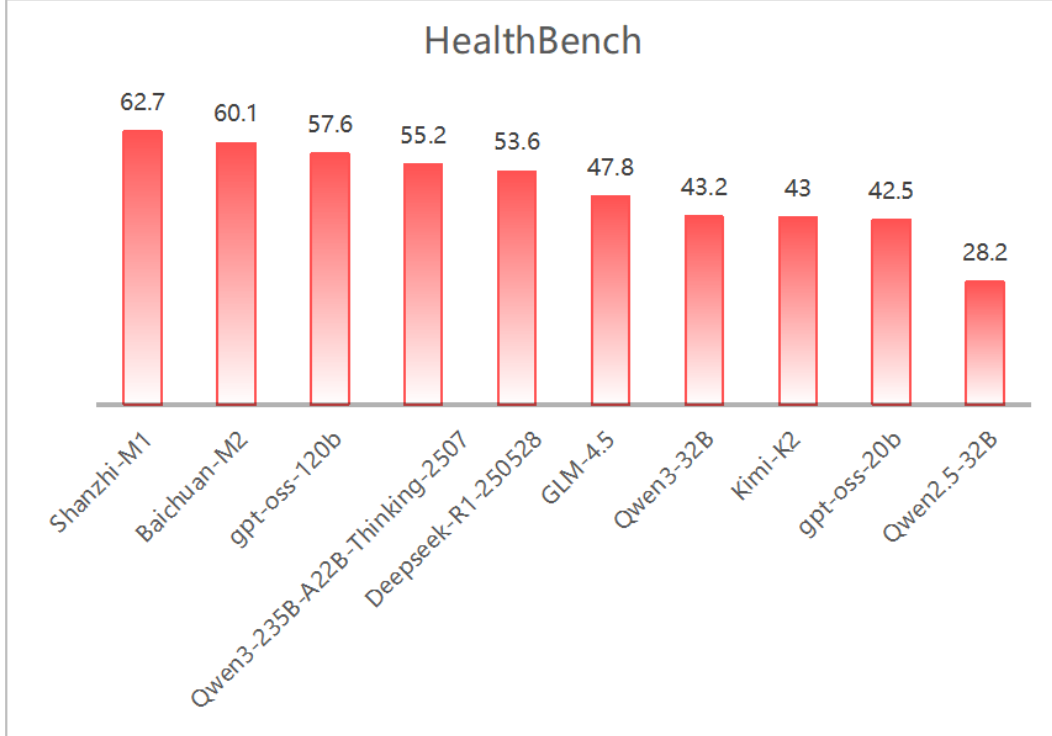


Figure 3: Overall performance on HealthBench (Full) for open-source LLMs.

in (Arora et al., 2025), with the overall score reported in percentage (the original score has been converted to a 100-point scale).

4.1 Evaluation Benchmark: HealthBench

We adopt HealthBench (Arora et al., 2025), a large-scale, clinically grounded evaluation suite, as the primary testbed. This benchmark is designed to simulate real-world medical interactions and bridges the gap between technical evaluation and clinical practice, making it highly compatible with the goals of our MR-RML paradigm. All training data is distinct from the data included in the evaluation benchmark HealthBench. Key features of HealthBench include:

- **Data Scale:** 5,000 multi-turn conversational question-answering pairs .
- **Evaluation Rigor:** 48,562 granular rubric criteria developed by 262 board-certified physicians, aligned with authoritative clinical guidelines.
- **We conducted on 2 specialized Subsets:**
 - HealthBench (Full): Assesses overall clinical performance.
 - HealthBench Hard: 1,000 high-complexity questions involving cross-lingual inputs and dual perspectives.

4.2 Experimental Setup

4.2.1 Baseline Models

Our show out model MR-RML_{qwen32b} (short for Shanzhi-M1) performance trained on Qwen3-32B using the MR-RML paradigm. We compare it against various leading open-source and closed-source LLMs to ensure a comprehensive evaluation:

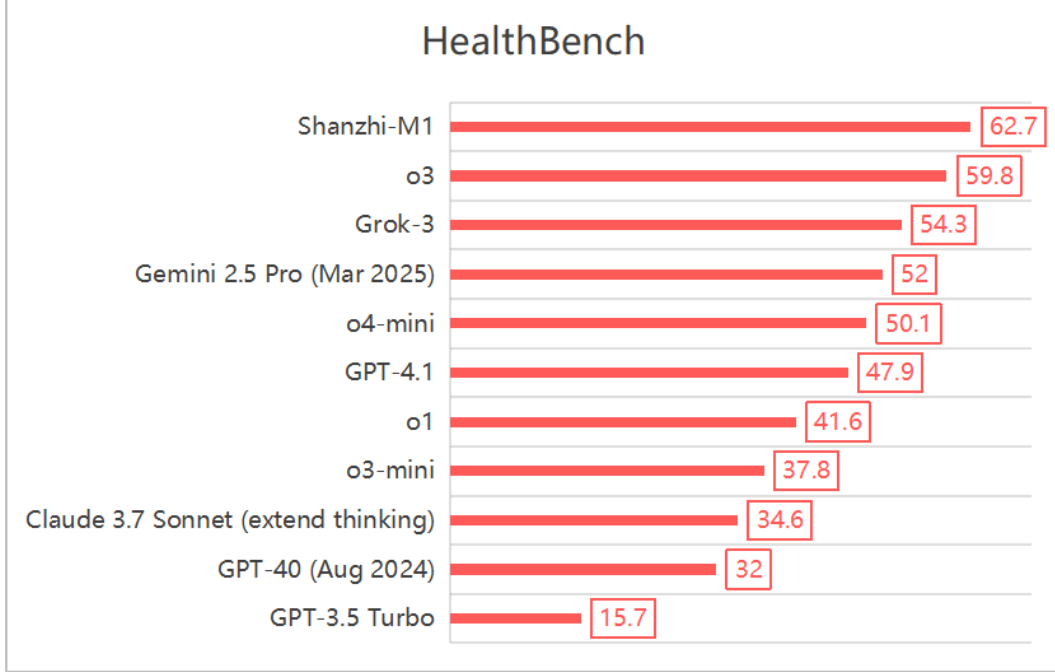


Figure 4: Overall performance on HealthBench (Full) for closed-source LLMs.

- **Open-Source Models:** Baichuan M2 (Dou et al., 2025), gpt-oss-20b and 120B (Agarwal et al., 2025), Qwen3-235B-A22B (Yang et al., 2025), DeepSeekR1 (Guo et al., 2025), GLM-4.5 (Zeng et al., 2025), Qwen3-32B (Yang et al., 2025), Kimi-K2 (Team et al., 2025), Qwen2.5-32B (Team et al., 2024).
- **Closed-Source Models:** OpenAI O3 (Yan et al., 2025), Grok 3 (Mohammed et al., 2025), Gemini 2.5 Pro (Comanici et al., 2025), Claude 3.7 (Joshi, 2025) and GPT series (Nakajima et al., 2024; Achiam et al., 2023).

Consistent with HealthBench’s official protocol, the primary metric is the *overall rubric compliance score* (0–100), which aggregates scores across all clinical criteria.

4.3 Experimental Results

Overall Performance on HealthBench. As illustrated in Figure 3 and Figure 4, our model achieves a leading overall score of 62.7 on the full HealthBench evaluation, outperforming all open-source models and most closed-source counterparts. Specifically:

- It surpasses the top open-source competitor (62.7) by a marginal gap while maintaining a significant lead over other open-source models.
- Among closed-source models, Our model outperforms O3 (59.8), Grok 3, Gemini 2.5 Pro, and GPT-4.1, demonstrating strong competitiveness.

Performance on HealthBench Hard. HealthBench Hard tests models’ ability to handle complex, real-world clinical challenges. As shown in Figure 5 and Figure 6, Our model Shanzhi-M1 achieves a score of 44.7, making it one of only two models globally (alongside GPT-5) to exceed the 40-point threshold.

4.3.1 Scenario-Specific performance

Shanzhi-M1 leads in five core clinical scenarios (see Table 1), directly validating the effectiveness of the MR-RML paradigm.

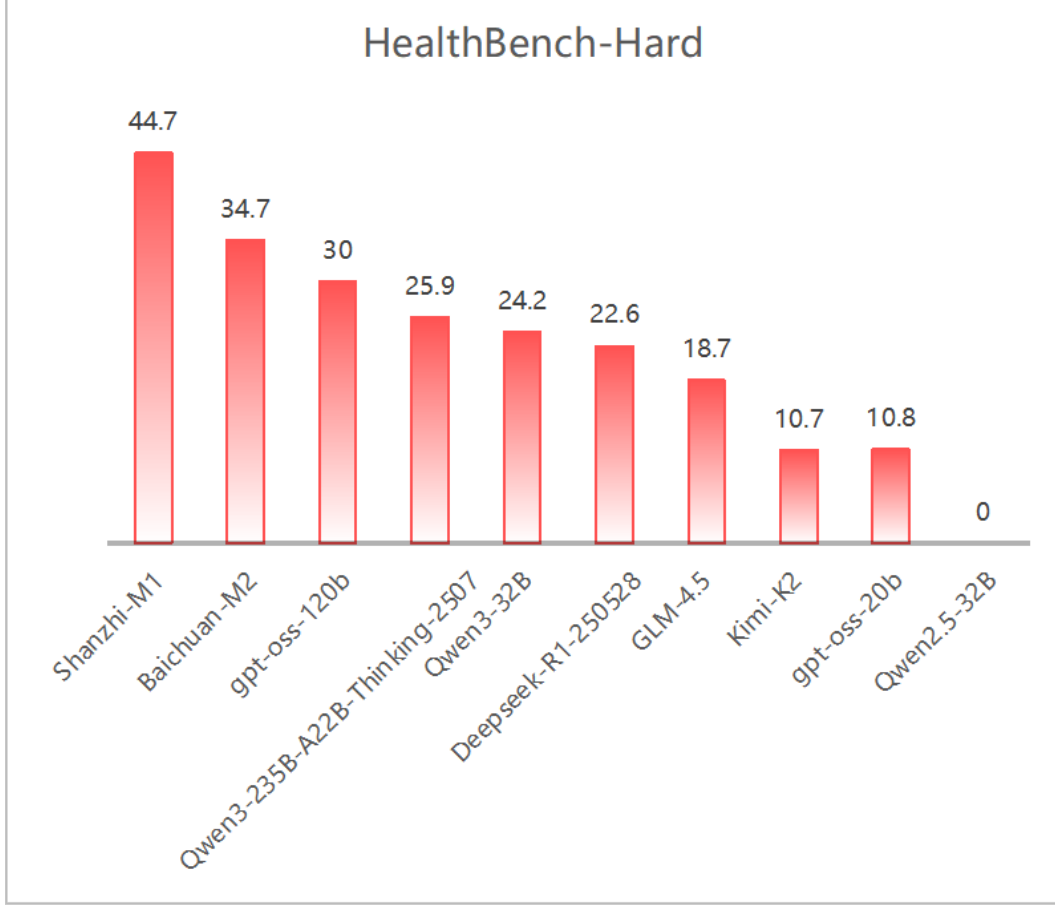


Figure 5: Performance on HealthBench Hard (high-complexity tasks) for open-source LLMs.

Table 1: Performance in Five Core Clinical Scenarios

Clinical Scenario	Score
Emergency Referrals	74.3
Communication	69.6
Context Awareness	52.4
Context Seeking	58.5
Global Health	59.2

The implementation of the MR-RML framework achieved a groundbreaking over ninety percent reduction in expert labor costs. This was realized by streamlining the annotation process: experts only need to participate in defining and validating core clinical standards (aided by LLMs), eliminating the need for large-scale manual sample labeling. As a result, human resource input is reduced to less than one-tenth of the original, while maintaining stable and comparable clinical application effectiveness—this labor-cost-efficient approach does not compromise performance. Additionally, the performance enabled by geometric projection reference constraints is significantly superior to that of the conventional reward model learning method.

5 Conclusion

This study addresses the fundamental limitations of current medical LLM alignment paradigms, which fail to reconcile medical cognitive characteristics, dynamic standard adaptation, and cost-effective

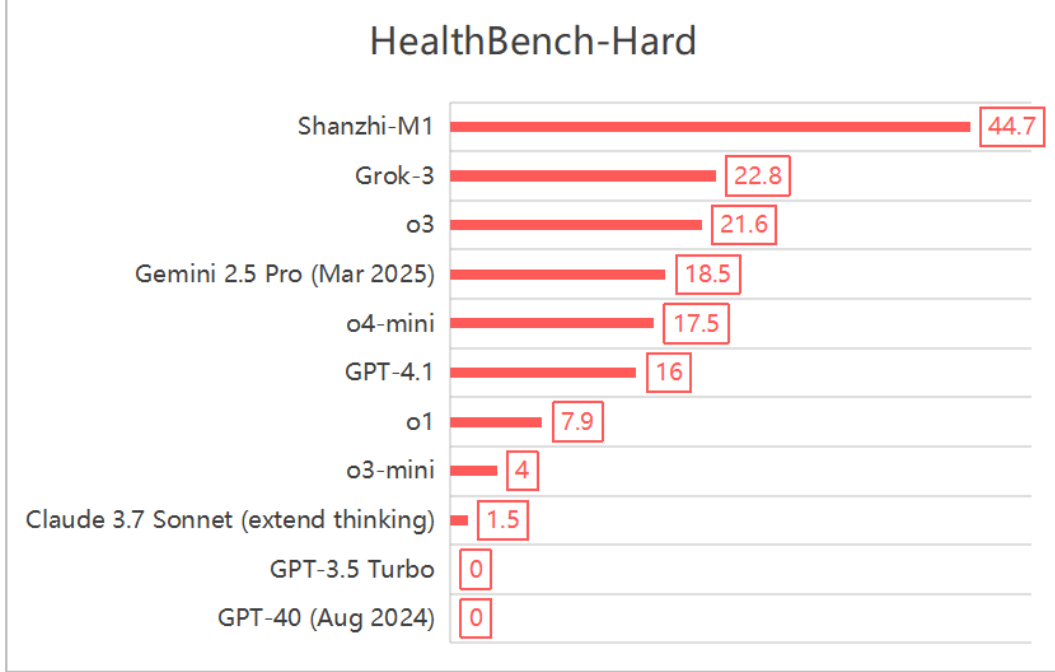


Figure 6: Performance on HealthBench Hard (high-complexity tasks) for closed-source LLMs.

multi-dimensional optimization. We propose MR-RML, a comprehensive framework that reconstructs the alignment pathway of medical LLMs through medical standard integration, multi-dimensional reward modeling, and geometric constraint-based optimization. MR-RML’s core contributions are threefold. First, the 3D medical standard system (Dimensions-Scenarios-Disciplines) resolves the long-standing disconnection between evaluation metrics and clinical practice by embedding authoritative medical standards into data generation and full training flow. Second, the independent multi-dimensional reward model enables refined decomposition of clinical evaluation criteria, replacing high-cost real-time rubric scoring with internalized reward signals—striking a balance between professional consistency and deployment efficiency. Third, the geometric projection reference constraint transforms medical cognitive logic into mathematical regularization, ensuring scoring gradients align with clinical reasoning and reducing reliance on scarce high-quality expert annotations via synthetic data. Experimental results on HealthBench confirm MR-RML’s effectiveness: the model outperforms most state-of-the-art open and closed-source LLMs on overall clinical performance, achieves leading results on high-complexity tasks (HealthBench Hard), and excels in critical scenarios such as emergency referrals and medical communication. These findings validate that MR-RML successfully addresses the three core bottlenecks of medical LLM alignment, providing a scalable, standard-extensible, and cost-controllable solution for clinical AI deployment. Future work will focus on three directions: (1) expanding the 3D medical standard system to cover more specialized disciplines (e.g., radiology, pathology) and regional clinical guidelines; (2) integrating multi-modal medical data (e.g., imaging, lab results) into the reward modeling framework to support comprehensive clinical decision-making; (3) optimizing the geometric constraint loss function for real-time adaptation to dynamic guideline updates, further enhancing the framework’s practical clinical utility. Ultimately, MR-RML aims to accelerate the translation of medical AI from technical demonstrations to trustworthy clinical tools that improve care quality and accessibility.

6 Future Work

While the MR-RML framework demonstrates strong performance, future work should focus on broader benchmarking across diverse medical benchmarks to enhance generalizability, multimodal integration of imaging or lab data into reward modeling for comprehensive decision support, and

dynamic adaptation of geometric constraints for real-time guideline updates to improve clinical utility, ensuring continuous alignment with evolving medical standards.

References

- Josh Achiam, Steven Adler, Sandhini Agarwal, Lama Ahmad, Ilge Akkaya, Florencia Leoni Aleman, Diogo Almeida, Janko Altenschmidt, Sam Altman, Shyamal Anadkat, et al. 2023. Gpt-4 technical report. *arXiv preprint arXiv:2303.08774*.
- Sandhini Agarwal, Lama Ahmad, Jason Ai, Sam Altman, Andy Applebaum, Edwin Arbus, Rahul K Arora, Yu Bai, Bowen Baker, Haiming Bao, et al. 2025. gpt-oss-120b & gpt-oss-20b model card. *arXiv preprint arXiv:2508.10925*.
- Rahul K Arora, Jason Wei, Rebecca Soskin Hicks, Preston Bowman, Joaquin Quiñonero-Candela, Foivos Tsimpourlas, Michael Sharman, Meghan Shah, Andrea Vallone, Alex Beutel, et al. 2025. Healthbench: Evaluating large language models towards improved human health. *arXiv preprint arXiv:2505.08775*.
- Gheorghe Comanici, Eric Bieber, Mike Schaekermann, Ice Pasupat, Naveen Sachdeva, Inderjit Dhillon, Marcel Blistein, Ori Ram, Dan Zhang, Evan Rosen, et al. 2025. Gemini 2.5: Pushing the frontier with advanced reasoning, multimodality, long context, and next generation agentic capabilities. *arXiv preprint arXiv:2507.06261*.
- Chengfeng Dou, Chong Liu, Fan Yang, Fei Li, Jiayuan Jia, Mingyang Chen, Qiang Ju, Shuai Wang, Shunya Dang, Tianpeng Li, et al. 2025. Baichuan-m2: Scaling medical capability with large verifier system. *arXiv preprint arXiv:2509.02208*.
- Shihan Dou, Shichun Liu, Yuming Yang, Yicheng Zou, Yunhua Zhou, Shuhao Xing, Chenhao Huang, Qiming Ge, Demin Song, Songyang Gao, et al. Pre-trained policy discriminators are general reward models. In *The Thirty-ninth Annual Conference on Neural Information Processing Systems*.
- Anisha Gunjal, Anthony Wang, Elaine Lau, Vaskar Nath, Yunzhong He, Bing Liu, and Sean Hendryx. 2025. Rubrics as rewards: Reinforcement learning beyond verifiable domains. *arXiv preprint arXiv:2507.17746*.
- Daya Guo, Dejian Yang, Haowei Zhang, Junxiao Song, Ruoyu Zhang, Runxin Xu, Qihao Zhu, Shirong Ma, Peiyi Wang, Xiao Bi, et al. 2025. Deepseek-r1: Incentivizing reasoning capability in llms via reinforcement learning. *arXiv preprint arXiv:2501.12948*.
- Zenan Huang, Yihong Zhuang, Guoshan Lu, Zeyu Qin, Haokai Xu, Tianyu Zhao, Ru Peng, Jiaqi Hu, Zhanming Shen, Xiaomeng Hu, et al. 2025. Reinforcement learning with rubric anchors. *arXiv preprint arXiv:2508.12790*.
- Aswin RRV Jacob Dineen, Qin Liu, Zhikun Xu, Xiao Ye, Ming Shen, Zhaonan Li, Shijie Lu, Chitta Baral, Muhao Chen, and Ben Zhou. Qa-lign: Aligning llms through constitutionally decomposed qa.
- Myeongjun Erik Jang and Fran Silavong. 2025. Instajudge: Aligning judgment bias of llm-as-judge with humans in industry applications. In *Proceedings of the 2025 Conference on Empirical Methods in Natural Language Processing: Industry Track*, pages 1158–1172.
- Miaomiao Ji, Yanqiu Wu, Zhibin Wu, Shoujin Wang, Jian Yang, Mark Dras, and Usman Naseem. 2025. A survey on progress in llm alignment from the perspective of reward design. *arXiv preprint arXiv:2505.02666*.
- Satyadhar Joshi. 2025. Open-source vs. commercial coding assistants: A 2025 comparison of deepseek r1, qwen 2.5 and claude 3.7.
- Yi-Chen Li, Tian Xu, Yang Yu, Xuqin Zhang, Xiong-Hui Chen, Zhongxiang Ling, Ningjing Chao, Lei Yuan, and Zhi-Hua Zhou. 2025. Generalist reward models: Found inside large language models. *arXiv preprint arXiv:2506.23235*.
- Valentin Liévin, Christoffer Egeberg Hother, Andreas Geert Motzfeldt, and Ole Winther. 2024. Can large language models reason about medical questions? *Patterns*, 5(3).

- Chris Yuhao Liu, Liang Zeng, Jiakai Liu, Rui Yan, Jujie He, Chaojie Wang, Shuicheng Yan, Yang Liu, and Yahui Zhou. 2024. Skywork-reward: Bag of tricks for reward modeling in llms. *arXiv preprint arXiv:2410.18451*.
- Chris Yuhao Liu, Liang Zeng, Yuzhen Xiao, Jujie He, Jiakai Liu, Chaojie Wang, Rui Yan, Wei Shen, Fuxiang Zhang, Jiacheng Xu, et al. 2025a. Skywork-reward-v2: Scaling preference data curation via human-ai synergy. *arXiv preprint arXiv:2507.01352*.
- Fenglin Liu, Hongjian Zhou, Boyang Gu, Xinyu Zou, Jinfa Huang, Jinge Wu, Yiru Li, Sam S Chen, Yining Hua, Peilin Zhou, et al. 2025b. Application of large language models in medicine. *Nature Reviews Bioengineering*, pages 1–20.
- Ahmed AQ Mohammed, Badri Abdulhakim Mudhsh, Wagdi Rashad Ali Bin-Hady, and Atef Saleh Al-Tamimi. 2025. Deepseek and grok in the spotlight after chatgpt in english education: A review study. *Journal of English Studies in Arabia Felix*, 4(1):13–22.
- Nozomu Nakajima, Takahito Fujimori, Masayuki Furuya, Yuya Kanie, Hirotatsu Imai, Kosuke Kita, Keisuke Uemura, and Seiji Okada. 2024. A comparison between gpt-3.5, gpt-4, and gpt-4v: can the large language model (chatgpt) pass the japanese board of orthopaedic surgery examination? *Cureus*, 16(3).
- Andi Nika, Debmalya Mandal, Parameswaran Kamalaruban, Georgios Tzannetos, Goran Radanović, and Adish Singla. 2024. Reward model learning vs. direct policy optimization: A comparative analysis of learning from human preferences. *arXiv preprint arXiv:2403.01857*.
- Soumyadeep Roy, Aparup Khatua, Fatemeh Ghoochani, Uwe Hadler, Wolfgang Nejdl, and Niloy Ganguly. 2024. Beyond accuracy: investigating error types in gpt-4 responses to usmle questions. In *Proceedings of the 47th international ACM SIGIR conference on research and development in information retrieval*, pages 1073–1082.
- Zhihong Shao, Peiyi Wang, Qihao Zhu, Runxin Xu, Junxiao Song, Xiao Bi, Haowei Zhang, Mingchuan Zhang, YK Li, Yang Wu, et al. 2024. Deepseekmath: Pushing the limits of mathematical reasoning in open language models. *arXiv preprint arXiv:2402.03300*.
- Guijin Son, Hyunwoo Ko, Hoyoung Lee, Yewon Kim, and Seunghyeok Hong. 2024. Llm-as-a-judge & reward model: What they can and cannot do. *arXiv preprint arXiv:2409.11239*.
- Yi Su, Dian Yu, Linfeng Song, Juntao Li, Haitao Mi, Zhaopeng Tu, Min Zhang, and Dong Yu. 2025. Crossing the reward bridge: Expanding rl with verifiable rewards across diverse domains. *arXiv preprint arXiv:2503.23829*.
- Kimi Team, Yifan Bai, Yiping Bao, Guanduo Chen, Jiahao Chen, Ningxin Chen, Ruijue Chen, Yanru Chen, Yuankun Chen, Yutian Chen, et al. 2025. Kimi k2: Open agentic intelligence. *arXiv preprint arXiv:2507.20534*.
- Qwen Team et al. 2024. Qwen2 technical report. *arXiv preprint arXiv:2407.10671*, 2(3).
- Xiaobao Wu. 2025. Sailing by the stars: A survey on reward models and learning strategies for learning from rewards. *arXiv preprint arXiv:2505.02686*.
- Lipeng Xie, Sen Huang, Zhuo Zhang, Anni Zou, Yunpeng Zhai, Dingchao Ren, Kezun Zhang, Haoyuan Hu, Boyin Liu, Haoran Chen, et al. 2025. Auto-rubric: Learning to extract generalizable criteria for reward modeling. *arXiv preprint arXiv:2510.17314*.
- Zijun Yan, Ke-qin Fan, Qi Zhang, Xinyan Wu, Yuquan Chen, Xinyu Wu, Ting Yu, Ning Su, Yan Zou, Hao Chi, et al. 2025. Comparative analysis of the performance of the large language models deepseek-v3, deepseek-r1, open ai-o3 mini and open ai-o3 mini high in urology. *World Journal of Urology*, 43(1):416.
- An Yang, Anfeng Li, Baosong Yang, Beichen Zhang, Binyuan Hui, Bo Zheng, Bowen Yu, Chang Gao, Chengen Huang, Chenxu Lv, et al. 2025. Qwen3 technical report. *arXiv preprint arXiv:2505.09388*.
- Zhilong Ye, Yun Yue, Haowen Wang, Xudong Han, Jiadi Jiang, Cheng Wei, Lei Fan, Jiaxin Liang, Shuowen Zhang, Ji Li, et al. 2025. Self-rewarding rubric-based reinforcement learning for open-ended reasoning. *arXiv preprint arXiv:2509.25534*.

- Qiyang Yu, Zheng Zhang, Ruofei Zhu, Yufeng Yuan, Xiaochen Zuo, Yu Yue, Weinan Dai, Tiantian Fan, Gaohong Liu, Lingjun Liu, et al. 2025. Dapo: An open-source llm reinforcement learning system at scale. *arXiv preprint arXiv:2503.14476*.
- Yuhang Zang, Xiaoyi Dong, Pan Zhang, Yuhang Cao, Ziyu Liu, Shengyuan Ding, Shenxi Wu, Yubo Ma, Haodong Duan, Wenwei Zhang, et al. 2025. Internlm-xcomposer2. 5-reward: A simple yet effective multi-modal reward model. *arXiv preprint arXiv:2501.12368*.
- Aohan Zeng, Xin Lv, Qinkai Zheng, Zhenyu Hou, Bin Chen, Chengxing Xie, Cunxiang Wang, Da Yin, Hao Zeng, Jiajie Zhang, et al. 2025. Glm-4.5: Agentic, reasoning, and coding (arc) foundation models. *arXiv preprint arXiv:2508.06471*.
- Sainan Zhang and Jisung Song. 2024. A chatbot based question and answer system for the auxiliary diagnosis of chronic diseases based on large language model. *Scientific reports*, 14(1):17118.
- Jialun Zhong, Wei Shen, Yanzeng Li, Songyang Gao, Hua Lu, Yicheng Chen, Yang Zhang, Wei Zhou, Jinjie Gu, and Lei Zou. 2025. A comprehensive survey of reward models: Taxonomy, applications, challenges, and future. *arXiv preprint arXiv:2504.12328*.